

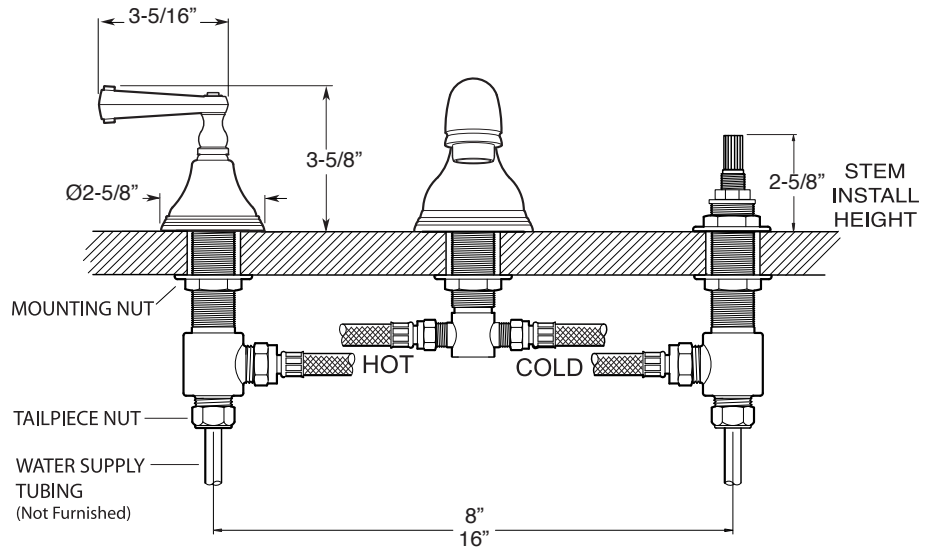
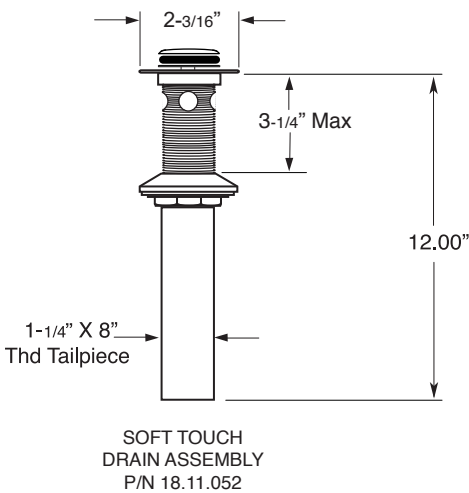
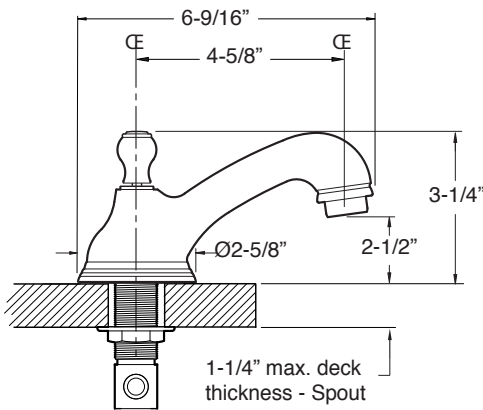
FEATURES:

- All brass construction. Flexible hoses designed to be installed on 8" to 16" centers. Includes soft touch style drain assembly.
- Curved lever style handles with setscrew attachment.
- 1/4-turn ceramic disc valve cartridge.
- Available in all finishes. Warranty varies according to finish selection.
- Standard aerator is limited to 1.2 gpm.
- Certified to meet or exceed the following codes and standards:
ASME A112.18.1/CSAB 125.1-2012

SPECIFICATIONS

400 Series Widespread Lavatory Set with Charlotte Handles

1.400408



NOTE: Spout and valves install through 1-1/4" diameter holes