

FEATURES:

- Forged Brass Construction
- Adjustable Hot Limit Safety Stop with Push-In Override
- E-mini thermo cartridge 18.30.294
- Cartridge 18.30.903

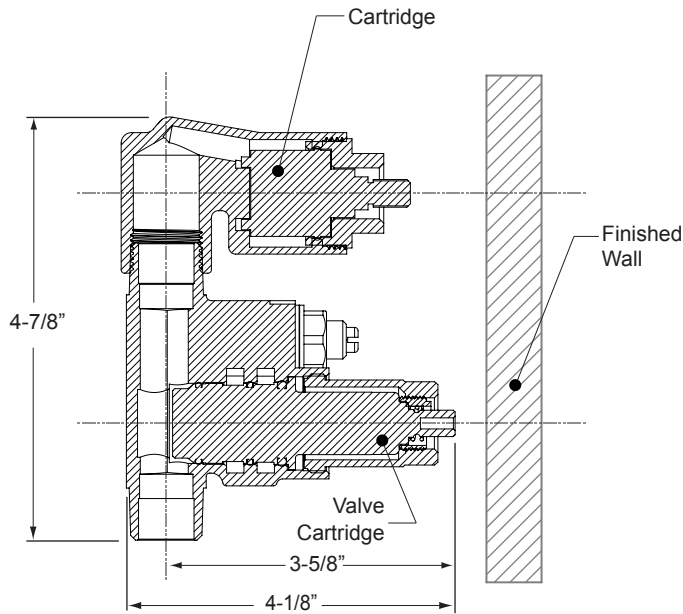
• **NOTE:** Leave cap on the out-port to modify to 18.30.291

• **MUST purchase Showerhead, Arm, Flange, and other options separately.**

Tribeca X (39)

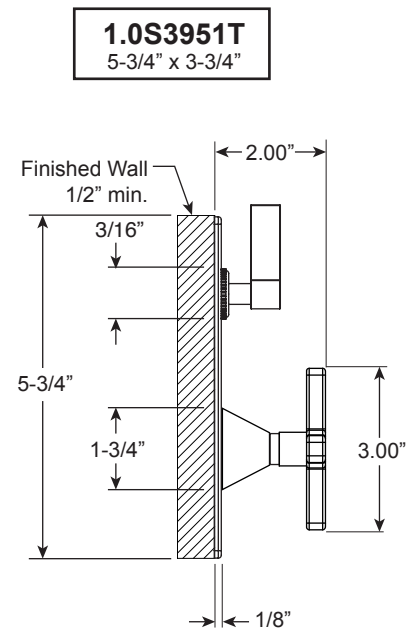
E-Mini Therm Valve Remote Thermostatic Valve w/Volume Control 18.30.291

Rough-In Leftside Cutaway View

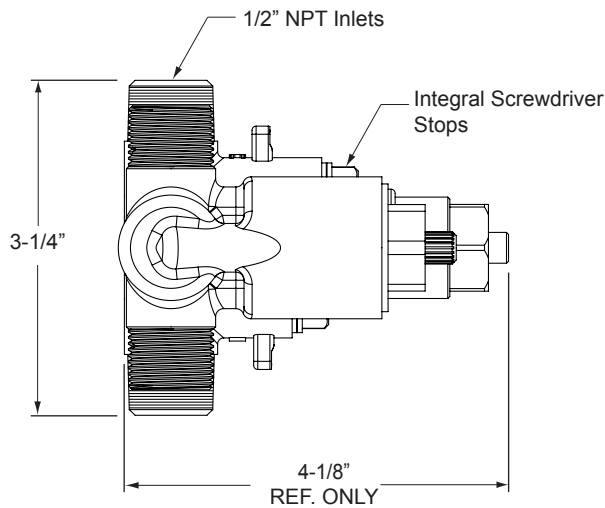


*NOTE: Stem and All-Thread Tube will be sent with Handle Trim.

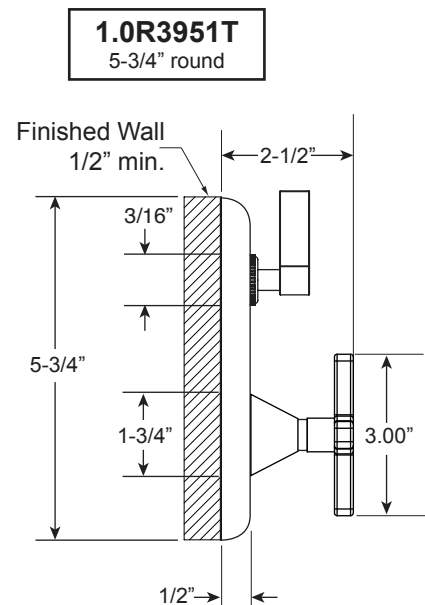
Rectangle Faceplate Leftside View



Rough-In Top View



Round Faceplate Leftside View



Note: Measurements are subject to change. No responsibility is assumed for use of superseded or voided pages.

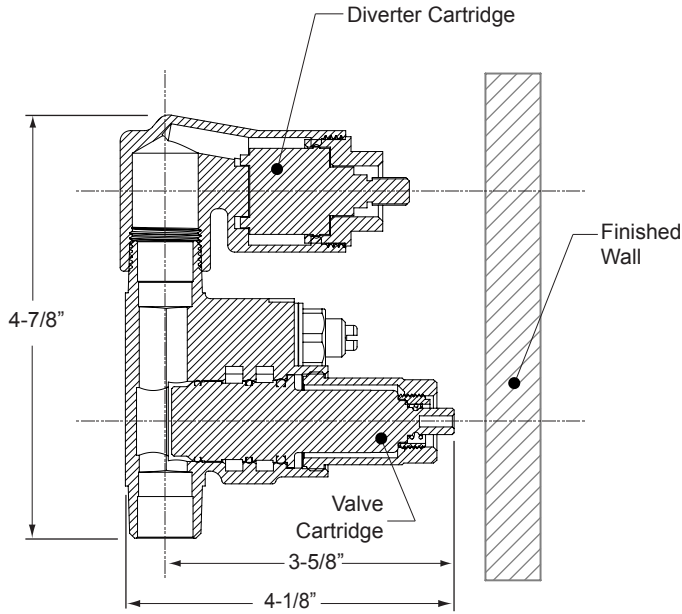
FEATURES:

- Forged Brass Construction
- Adjustable Hot Limit Safety Stop with Push-In Override
- Flow capacity / Diverter: 4.5 GPM @ 45 psi
- E-mini thermo cartridge 18.30.294
- Diverter cartridge 18.30.903
- **MUST purchase Showerhead, Arm, Flange, and other options separately.**

Tribeca X (39)

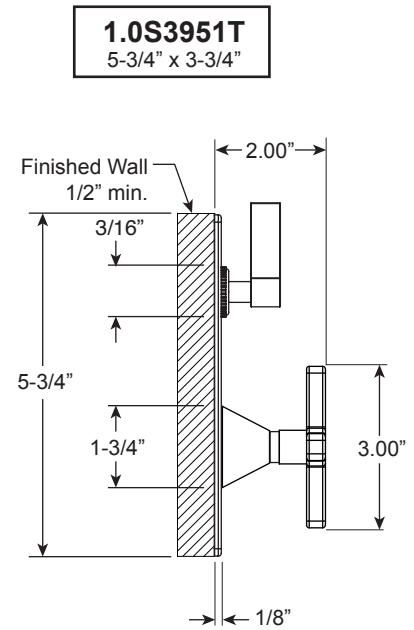
**E-Mini Therm Valve
Remote Thermostatic Valve
with Two-Way Diverter
18.30.292**

Rough-In Leftside Cutaway View

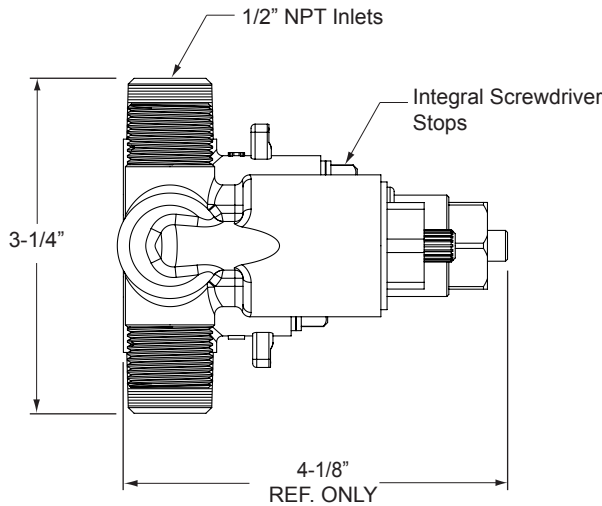


*NOTE: Stem and All-Thread Tube will be sent with Handle Trim.

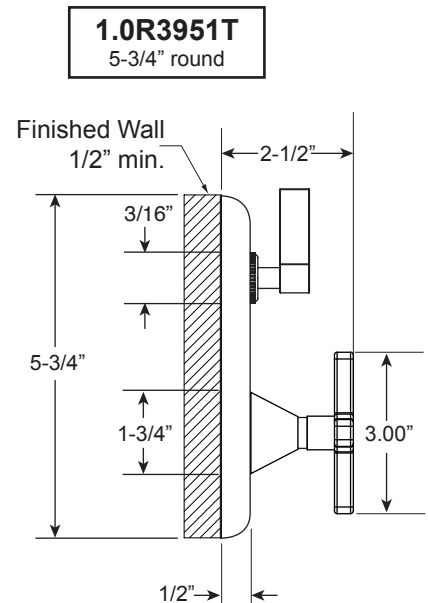
Rectangle Faceplate Leftside View



Rough-In Top View



Round Faceplate Leftside View



Note: Measurements are subject to change. No responsibility is assumed for use of superseded or voided pages.