

**3 Valve Tub & Shower**

1.901233

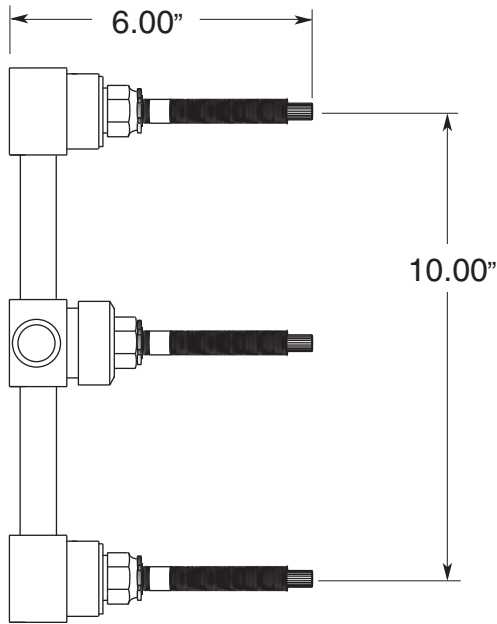
Seville Handle

1.901233T Trim Only

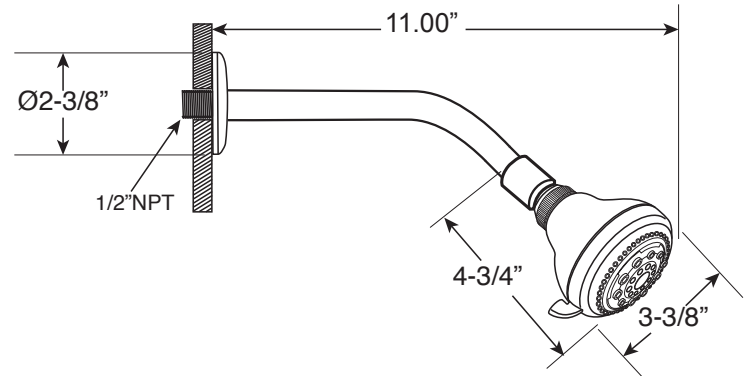
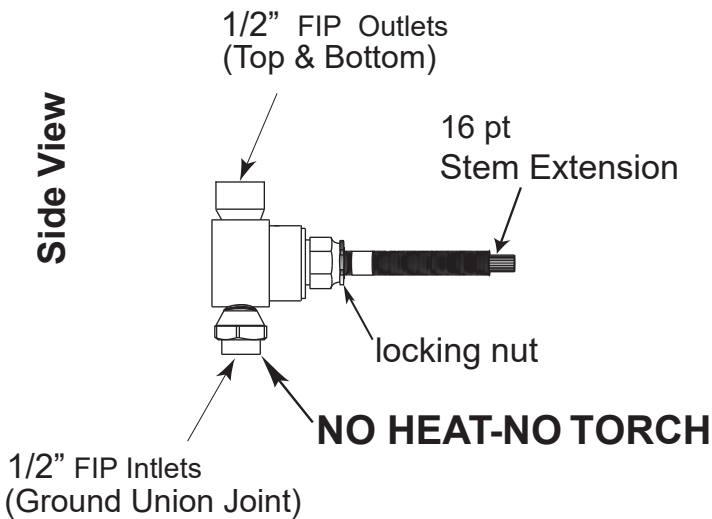
Features:

- Forged brass construction
- Built-in diverter valve assembly
- 8" Center to Center available on request
- See catalog for decorative ring selection
- Replacement cartridge: 18.30.035-cold/18.30.036-hot  
18.30.012 - diverter
- Includes 1.8 GPM Showerhead (18.10.051), arm & flange
- 900 Wall Tub Spout 18.17.011

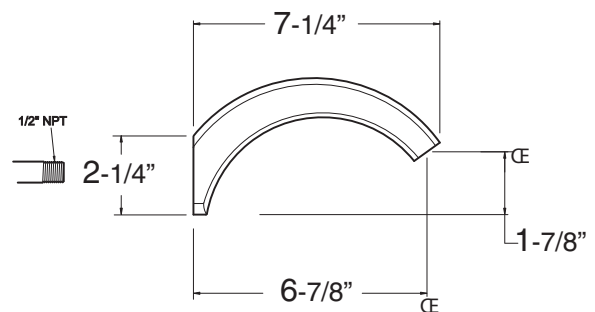
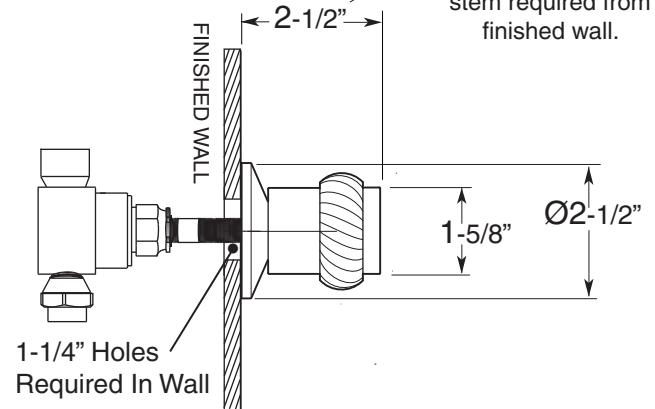
Top View



Side View



Note: See installation instructions for length of stem required from finished wall.



Note: Measurements are subject to change or cancellation. No responsibility is assumed for use of superseded or voided pages.