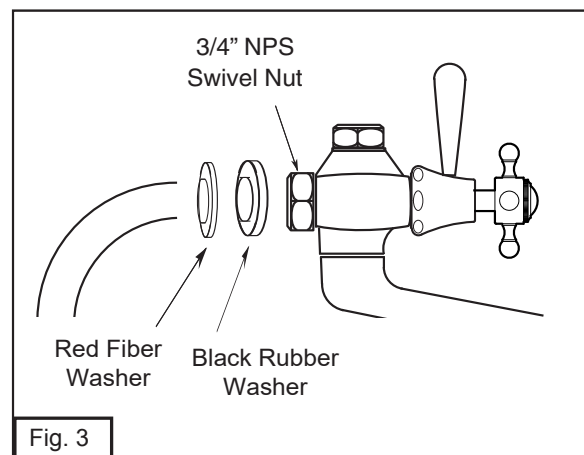
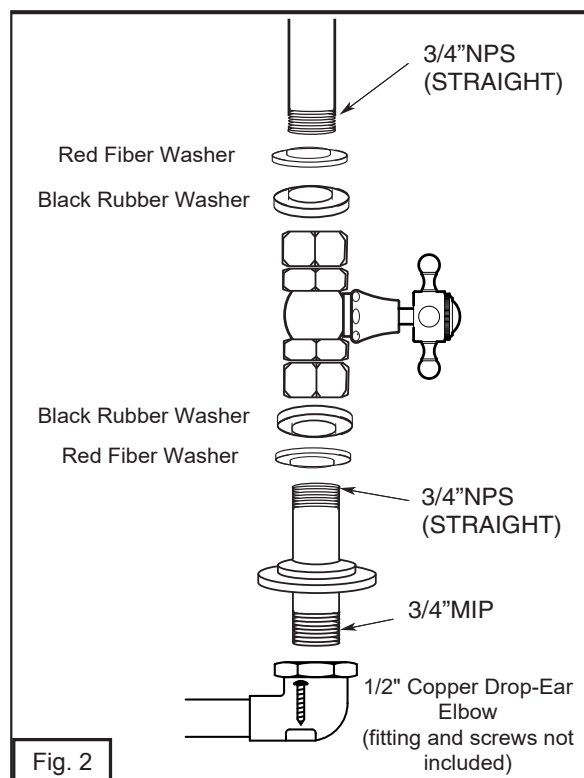
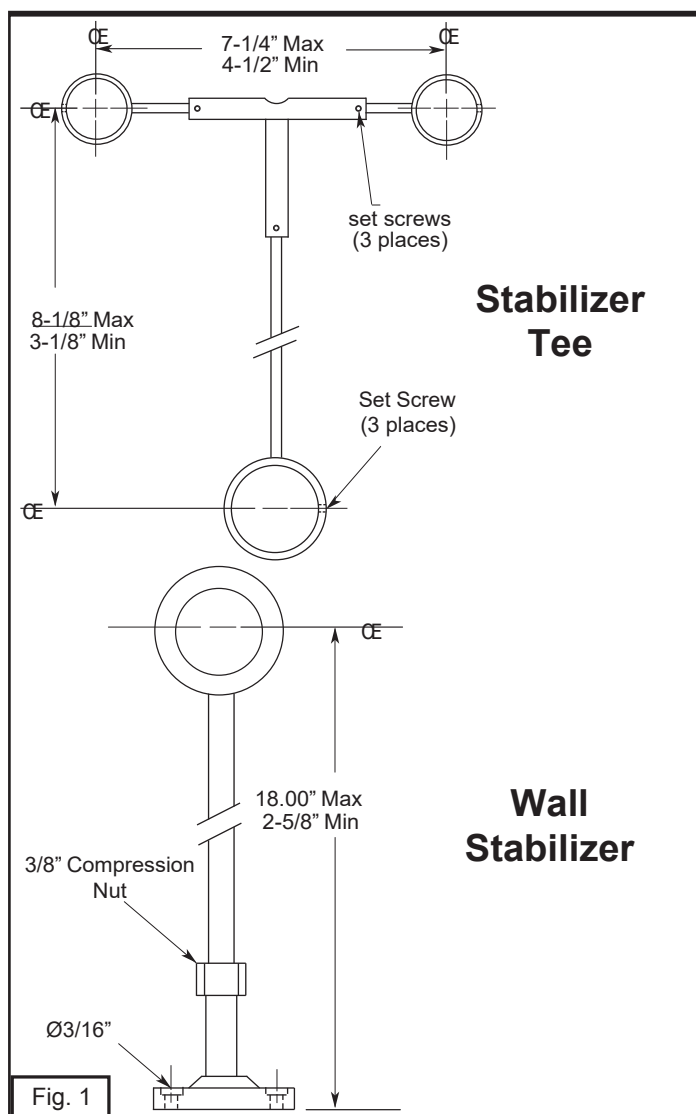


Floormounted Tub Filler with Handshower Set

Installation Instructions

NOTICE: These instructions do not represent step-by-step directions. They are a product supplement only To be used by a qualified/licensed plumber. We recommend all plumbing fixtures be installed by a professional.

1. Ensure floor connections (not supplied) are 3/4" female union fittings 6" center to center and refer to product specification for accurate drain location.
2. Slide floor flanges up on floor risers. Install leg risers into floor connections (floor connections not supplied).
3. **If using the stabilizer tee** – install stabilizer tee onto leg risers and tub drain (drain not supplied). Adjust stabilizer tee to the highest point (top of bath drain tube) and tighten set screws. FIG. 1
If using wall stabilizers - install each stabilizer onto riser legs and install to wall for support. FIG. 1
4. **If installing floormount unit with shut-off kit** - insert black rubber washer and red fiber washers into swivel connectors. Then hold body of tub filler up to the leg risers and insert black rubber washer 1st and then red fiber washer 2nd. Fasten to top of leg risers by tightening the swivel connectors. FIG. 2, FIG. 3
If installing floormount unit without shut-off kit - hold body of the tub filler up to the leg risers and insert black rubber washer 1st and then the red fiber washer 2nd. Fasten to top of leg risers by tightening the swivel connectors. FIG. 3
5. Check to make sure connections are sealed.
6. Connect vacuum breaker/spiral hose/handshower wand.



Product/Finish Warranty: American Faucet & Coatings Corporation warrants that products are free from defects in materials and workmanship for five (5) years from date of invoice. In addition, our Finish Warranty provides limited LIFETIME coverage for Chrome & PVD finishes, five (5) years for Omega powder coated finishes. Living finishes are war-ranted for workmanship only. If any material proves to be defective after inspection by our company, it will be repaired or replaced at our discretion at no charge. However, no claims for labor, shipping costs, or consequential damages will be accepted.

What we will do: We will restore any product whose finish proves to be defective back to its original finish at no charge during the appropriate warranty period stated above. Proof of purchase must be provided. After the warranty period, American Faucet and Coatings Corporation will refinish any of its faucets at the prevailing appropriate charge.

What you must do: The faucets must be properly installed according to our instructions and specifications & are for residential use only. The faucets cannot be altered in any way. You must maintain and clean the faucets in accordance with the instructions provided with the product. You must use the faucet(s) for residential use only.

How to obtain service: Contact our customer service by calling 800.960.BATH or send an email to customerservice@sigmafaucet.com. Please have you model number and proof of purchase available so we can better assist you.

We will then respond and take appropriate action. Do not send us any part(s) of your faucet(s) or its various connecting hoses unless we have contacted you and have sent you an approved RGA form. All transportation charges for returned goods must be paid by the customer.

What is not covered: This warranty does not cover the crystal/glass, or porcelain products of any faucet or the drain assembly or aerator on other than the Chrome or PVD finishes. This warranty also does not cover damage caused by accident, alterations, misuse, abuse, normal wear and tear, lime deposits, direct exposure to salty air or corrosive materials, or the color change that takes place with the passage of time, or use in any manner contrary to American Faucet and Coatings Corporation's printed instructions. In the case of in-the-wall installations American Faucet and Coatings Corp. will assume no liability if there is no access. **In no event will we be liable for labor of any kind, incidental or consequential damages.** This warranty is extended in lieu of all other expressed or implied warranties, whether oral or written. **Many installation compounds are harmful to brass and metal finishes. The use of any lead-based or acidic curing adhesive, silicone, mastic, or plumber's putty on or near our finished products will void the finish warranty. Use only sealants which are neutral curing and are not reactive with metal and brass finishes.** American Faucet & Coatings Corporation reserves the right to change, modify or alter its products as deemed necessary. This warranty super-sedes any other American Faucet & Coatings Corporation warranties, whether oral or written.

Unless otherwise contrary to state law governing the purchase, American Faucet and Coatings Corporation's liability will not exceed the wholesale price for the American Faucet and Coatings Corporation product considered defective. This warranty gives you specific legal rights, and you may also have other rights which vary from state to state. Some states do not allow exclusion of incidental or consequential damages, so the above limitation may not apply to you.

LIFETIME WARRANTY ON 1/4 TURN CERAMIC DISC CARTRIDGE

Should the ceramic disc cartridge in your faucet ever fail, American Faucet & Coatings Corporation will replace the failed part free of charge to the original purchaser of the product. Shipping and handling charges will apply. Labor not included. When ordering replacements, denote for widespread or centerset lavatory, Roman Tub, or other. Include age of faucet. (This does not include thermostatic, pressure balance, or diverter cartridges.)

CONSUMER WARNING CALIFORNIA PROPOSITION 65 WARNING

Among other chemicals known to cause harm, this faucet contains lead, a chemical known to the State of California to cause birth defects or other reproductive harm.

All faucets and products made of leaded brass alloys, even those that comply with U.S. Environmental Protection Agency regulations, contribute small amounts of lead to water that is allowed to stand in contact with the brass. This faucet complies with all E.P.A. regulations regarding the amount of lead used in plumbing brass and solder. The amount of lead contributed by any faucet is highest when the faucet is new. The following steps will reduce potential for exposure to lead from faucets and other parts of the plumbing system:

- Always run the water for a few seconds prior to use for drinking or cooking.
- Use only cold water for drinking or cooking.
- If you wish to flush the entire plumbing system of water that has been standing in the pipes or other fittings, run the cold water until the temperature of the water drops, indicating water coming from the outside main.
- If you are concerned about lead in your water, have your water tested.