

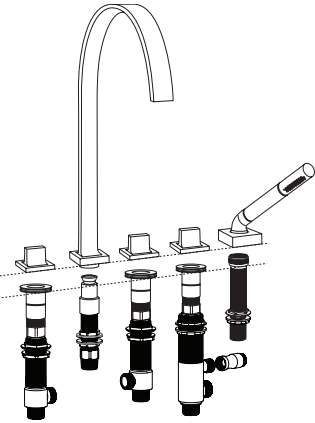
SIGMA

PRECISION CRAFTED

1600 & 2300 SERIES ROMAN TUB SET

WITH OR WITHOUT HANDSHOWER

Installation Instructions



Caution: Minimalist design requirements create a technically demanding installation. Read carefully. Cut and install all parts as level and straight as possible.

PLEASE INSPECT PRODUCT PRIOR TO INSTALLING. Carefully review all pre-assembled parts. It will be necessary for the various parts to be re-assembled exactly as shown. **NOTICE:** These instructions do not represent step-by-step directions. They are a product supplement only to be used by a qualified/licensed plumber. We recommend all plumbing fixtures be installed by a professional.

Flush all lines before beginning installation. Debris can clog cartridge and create drips and leaks causing installer to re-do entire installation process.

Tub Spout -- Install injector so 3/4" extends beyond finished deck. The Single o-ring Nipple will sit flush to the finished deck with metal washer.

Handle Assembly--Do Not Dis-Assemble Handle Assembly. After final adjustment, Handle Assembly will attach to Universal Valve Collar by Set Screw using Allen Key supplied. Set screw fits into special V-Groove channel at top of collar. O-Ring remains under collar to cushion counter.

Handle Depth Adjustments--Adjustments to handle depth can be made using Universal Valve Collar, 2-Way Stem Extension, and M-24 Connecting Sleeve **ONLY**. **Place all cuts only where indicated.** Valve installation and all cuts should be as level and straight as possible.

Parts Explosion for Handle Assembly



Handle Trim
will Vary



Universal Valve Collar

O-Ring



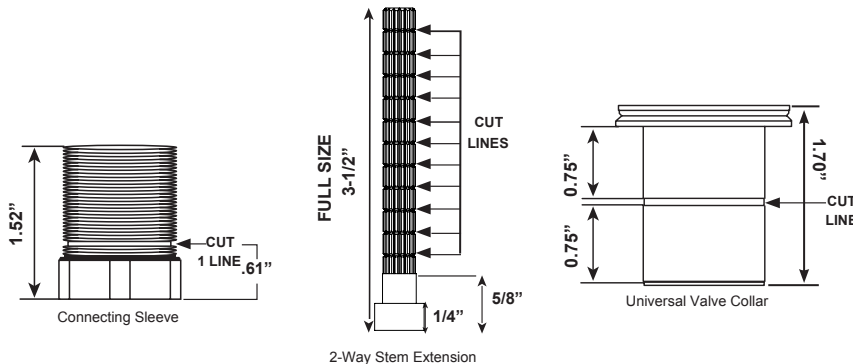
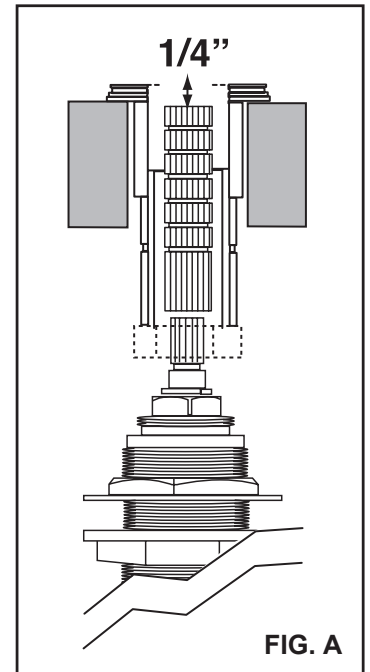
Stem Extension



Connecting Sleeve



Supply Valve



Minimum Extension: Minimum extension of 1" is achieved by cutting all three parts most severely.

Medium Extension: Achieved by cutting parts as needed. Cut stem extension from top; bottom portion is broached inside and outside. Cut as straight as possible for level handle installation.

Full Extension: Leave all parts uncut to achieve 2-3/4" extension.

Final Position--Final correct position will place 2-Way Stem Extension 1/4" below top of Universal Valve Collar as shown in Fig. A.

Mounting Plate (not provided) --A leveling board or plate can be used and is optional. It is intended to ease the process of making all pieces equal height off the deck.

Installer to supply soft copper for all water way connections and to provide Access Panel.

Note: Install through Ø1-1/4" holes.

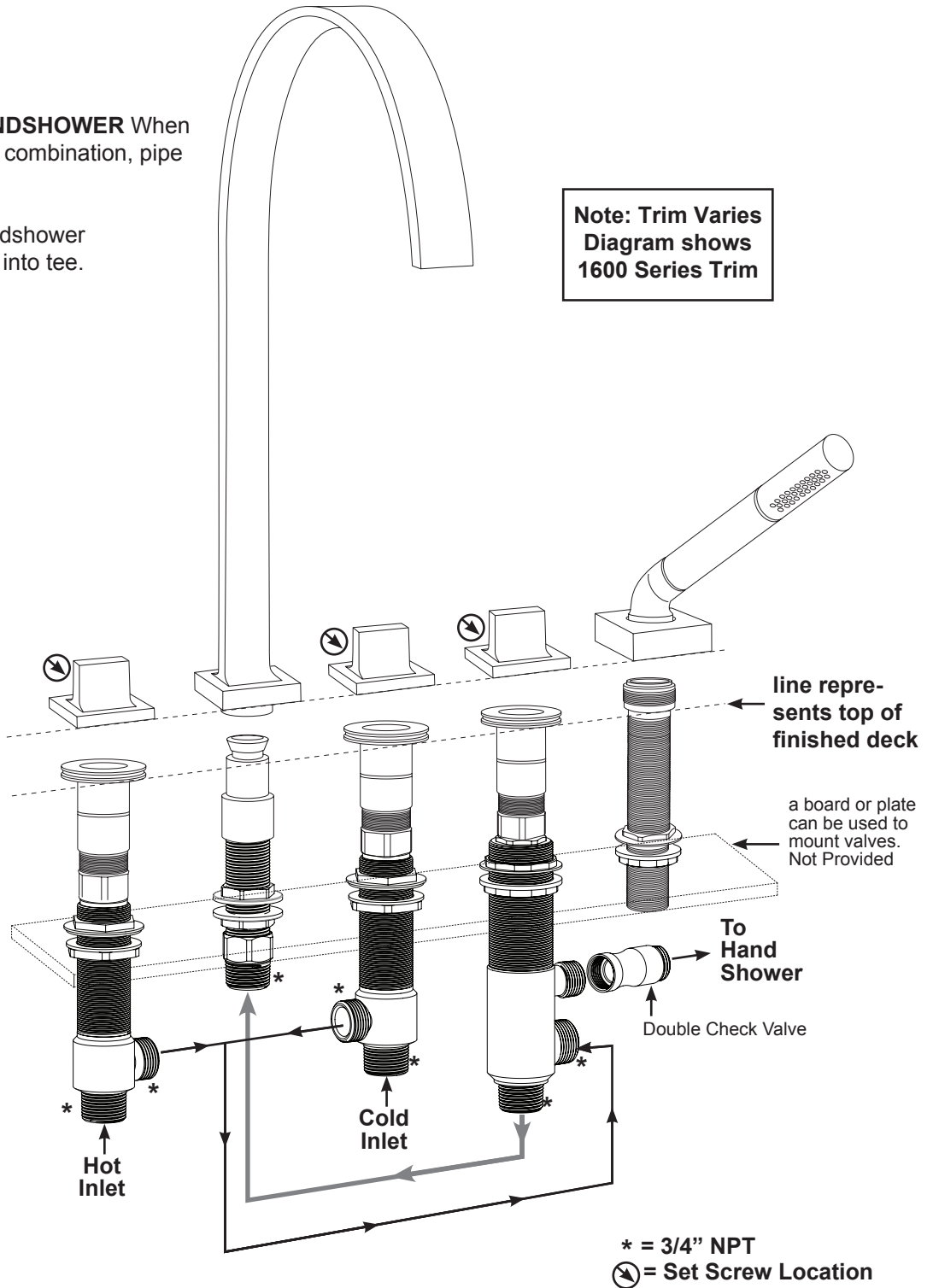
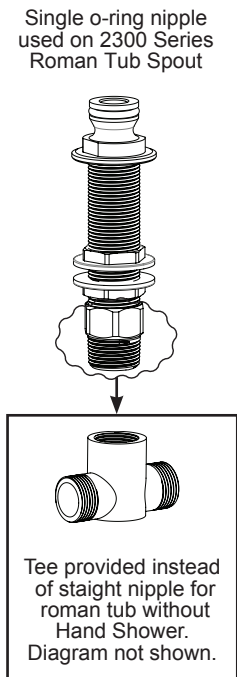
Install trim after completion to avoid damage from other trades.

Test all lines and valves before closing deck.
Leave access panel into deck to service valves.

Installation Detail WITH HANDSHOWER When installing diverter/handshower combination, pipe according to detail in diagram.

With Roman Tub without Handshower plumb outlets of Hot and Cold into tee.

Note: Trim Varies
Diagram shows
1600 Series Trim



Product/Finish Warranty: American Faucet & Coatings Corporation warrants that products are free from defects in materials and workmanship for five (5) years from date of invoice. In addition, our Finish Warranty provides limited LIFETIME coverage for Chrome & PVD finishes, five (5) years for Omega powder coated finishes. Living finishes are war-ranted for workmanship only. If any material proves to be defective after inspection by our company, it will be repaired or replaced at our discretion at no charge. However, no claims for labor, shipping costs, or consequential damages will be accepted.

What we will do: We will restore any product whose finish proves to be defective back to its original finish at no charge during the appropriate warranty period stated above. Proof of purchase must be provided. After the warranty period, American Faucet and Coatings Corporation will refinish any of its faucets at the prevailing appropriate charge.

What you must do: The faucets must be properly installed according to our instructions and specifications & are for residential use only. The faucets cannot be altered in any way. You must maintain and clean the faucets in accordance with the instructions provided with the product. You must use the faucet(s) for residential use only.

How to obtain service: Contact our customer service by calling 800.960.BATH or send an email to customerservice@sigmafaucet.com. Please have you model number and proof of purchase available so we can better assist you.

We will then respond and take appropriate action. Do not send us any part(s) of your faucet(s) or its various connecting hoses unless we have contacted you and have sent you an approved RGA form. All transportation charges for returned goods must be paid by the customer.

What is not covered: This warranty does not cover the crystal/glass, or porcelain products of any faucet or the drain assembly or aerator on other than the Chrome or PVD finishes. This warranty also does not cover damage caused by accident, alterations, misuse, abuse, normal wear and tear, lime deposits, direct exposure to salty air or corrosive materials, or the color change that takes place with the passage of time, or use in any manner contrary to American Faucet and Coatings Corporation's printed instructions. In the case of in-the-wall installations American Faucet and Coatings Corp. will assume no liability if there is no access. **In no event will we be liable for labor of any kind, incidental or consequential damages.** This warranty is extended in lieu of all other expressed or implied warranties, whether oral or written. **Many installation compounds are harmful to brass and metal finishes. The use of any lead-based or acidic curing adhesive, silicone, mastic, or plumber's putty on or near our finished products will void the finish warranty. Use only sealants which are neutral curing and are not reactive with metal and brass finishes.** American Faucet & Coatings Corporation reserves the right to change, modify or alter its products as deemed necessary. This warranty super-sedes any other American Faucet & Coatings Corporation warranties, whether oral or written.

Unless otherwise contrary to state law governing the purchase, American Faucet and Coatings Corporation's liability will not exceed the wholesale price for the American Faucet and Coatings Corporation product considered defective. This warranty gives you specific legal rights, and you may also have other rights which vary from state to state. Some states do not allow exclusion of incidental or consequential damages, so the above limitation may not apply to you.

LIFETIME WARRANTY ON 1/4 TURN CERAMIC DISC CARTRIDGE

Should the ceramic disc cartridge in your faucet ever fail, American Faucet & Coatings Corporation will replace the failed part free of charge to the original purchaser of the product. Shipping and handling charges will apply. Labor not included. When ordering replacements, denote for widespread or centerset lavatory, Roman Tub, or other. Include age of faucet. (This does not include thermostatic, pressure balance, or diverter cartridges.)

CONSUMER WARNING CALIFORNIA PROPOSTION 65 WARNING

Among other chemicals known to cause harm, this faucet contains lead, a chemical known to the State of California to cause birth defects or other reproductive harm.

All faucets and products made of leaded brass alloys, even those that comply with U.S. Environmental Protection Agency regulations, contribute small amounts of lead to water that is allowed to stand in contact with the brass. This faucet complies with all E.P.A. regulations regarding the amount of lead used in plumbing brass and solder. The amount of lead contributed by any faucet is highest when the faucet is new. The following steps will reduce potential for exposure to lead from faucets and other parts of the plumbing system:

- Always run the water for a few seconds prior to use for drinking or cooking.
- Use only cold water for drinking or cooking.
- If you wish to flush the entire plumbing system of water that has been standing in the pipes or other fittings, run the cold water until the temperature of the water drops, indicating water coming from the outside main.
- If you are concerned about lead in your water, have your water tested.