

Features:

- Forged brass construction
- Built-in diverter valve assembly
- 8" Center to Center available on request
- Replacement cartridge: 18.30.035 - cold / 18.30.036 - hot
18.30.012 - diverter
- Includes 1.8 GPM Showerhead (18.10.051), arm & flange
- 800 Wall Tub Spout 18.17.002

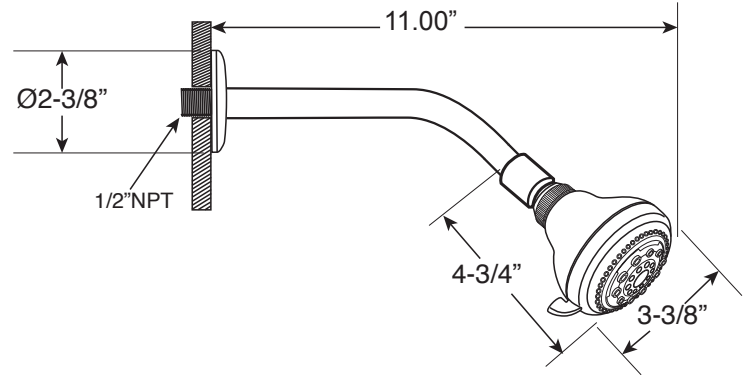
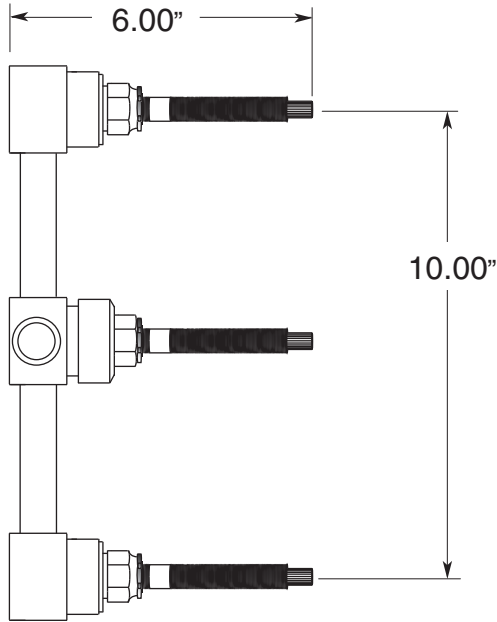
3 Valve Tub & Shower

1.808133

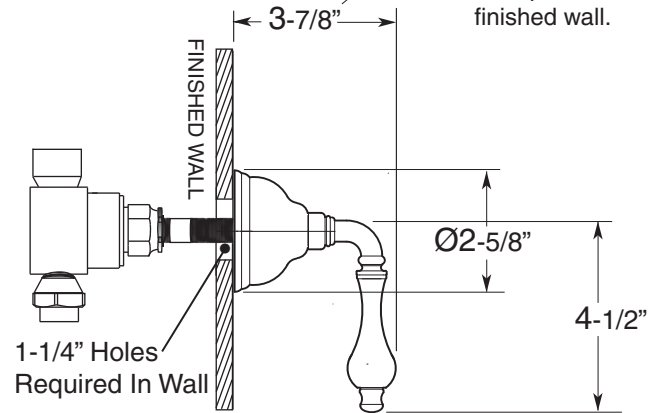
Houston Handle

1.808133T Trim Only

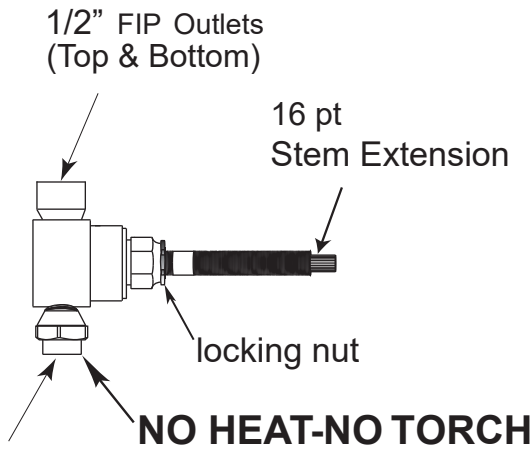
Top View



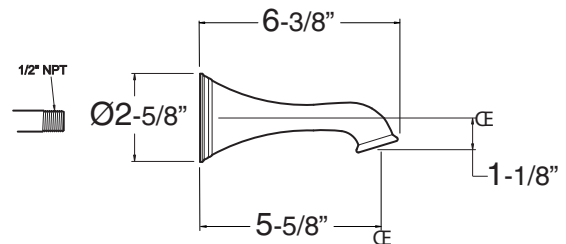
Note: See installation instructions for length of stem required from finished wall.



Side View



1/2" FIP Intlets
(Ground Union Joint)



Note: Measurements are subject to change or cancellation. No responsibility is assumed for use of superseded or voided pages.