

# SIGMA<sup>®</sup>

PRECISION CRAFTED



PRICE BOOK 2022

# SIGMA<sup>®</sup>

---

PRECISION CRAFTED

American Faucet & Coatings  
CORPORATION

3280 Corporate View, Vista, California 92081

Toll Free Phone: 1-800-960-BATH

Toll Free Fax: 1-800-621-8383

e-mail: [customerservice@sigmafaucet.com](mailto:customerservice@sigmafaucet.com)

## 120 Series

pgs A3 - A12



## 310 Series

pgs A13 - A20





810 / 820 Series



## 110 Series

pgs 9 - 18



## 200 Series

pgs 19 - 28



## 300 Series


pgs 29 - 38

**Special Note:** All handles and spout combinations shown above have been SIGMA selected. As always, customers are invited to create their own designs.



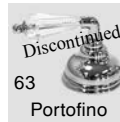
## 350 Series

pgs 39 - 50



## 400 Series

pgs 51 - 64





## 510 Series

pgs 65 - 74




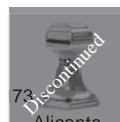
## 620 Series

pgs 75 - 82




## 720 Series

pgs 83 - 92



## 800 / 830 Series

pgs 93 - 102



**Special Note:** All handles and spout combinations shown above have been SIGMA selected. As always, our customers are invited to create their own designs.



## 900 Series

pgs 103 - 112



## Discontinued



## 1300 Series

pgs 113 - 118



## 1500 Series

pgs 119 - 126



## 1600 Series

pgs 127 - 134



## 1700 Series

pgs 135 - 142



## 1800 Series

pgs 143 - 150

**Special Note:** All handles and spout combinations shown above have been SIGMA selected. As always, our customers are invited to create their own designs.



## 1900 Series

pgs 151 - 158



## 2300 Series

pgs 159 - 166




## 2500 / 2800 Series

pgs 167 - 176



## 2600 Series

pgs 177 - 178



## 2700 Series


pgs 179 - 186



## 3200 Series


pgs 187 - 196


**Special Note:** All handles and spout combinations shown above have been SIGMA selected. As always, our customers are invited to create their own designs.



## Discontinued

**3300 Series**  
pgs 197 - 204

  
 32  
 Mixx

  
 33  
 Jaxx



**3400 / 4400 Series**  
pgs 205 - 214

  
 50  
 Ceres II

  
 48  
 Nova II


  
 49  
 Polaris II

  
 28  
 Carina

  
 30  
 Carina X



**SIGMA Touch Electronic  
Thermostatic System**  
pgs 215 - 218




**Kitchen & Bar**  
pgs 219 - 221  
pgs 221 - 222  
pgs 222 - 224

Kitchen Faucets

Bar Faucets

Related Accessories



**Tub Fillers & Shower Systems**  
pgs 227 - 230  
pg 231  
pgs 231 - 232  
pgs 232 - 234  
pg 234  
pgs 235 - 238  
pgs 239 - 242  
pgs 243 - 244  
pgs 245 - 246  
pgs 247 - 248

Contemporary Floor Mounts

Butler Mill & Brassworks LTD.

Exposed Thermostatic Systems

Telephone Handshowers & Accessories

Baskets

Showerheads

Handshower Kits & Slidebars

Grab Bars

Decorative Floor Drains

Waste & Overflow Kits



Centersets, Single-hole Lavs & Bidets

pgs 251 - 252

Wall Tub Spouts

pgs 253 - 255

American Plumbing Specialties

pg 256

Lavatory Drains, Shower Strainers, Floor Drain Kits,  
Waste & Overflow Trim Kits, Concealed Waste & Overflow Kits,  
P-Trap Kits, Standard & Straight Stops, Anglestop Valves & Kits,  
ST Filterstop® Angle Valves

pgs 256 - 264



Rough Valving

pgs 265 - 270

## Valves & Specialty Fittings



Accessory Guide

pgs 273 - 277

Numerical Price Index

pgs 278 - 296

Ordering Guide

pgs 297 - 299

Terms and Warranty

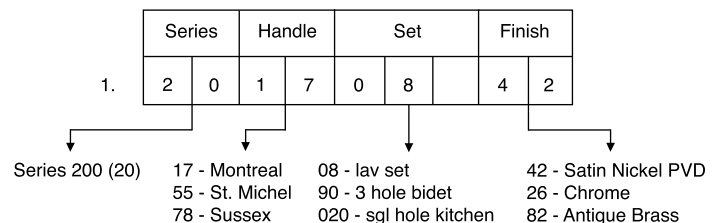
pgs 300 - 302

## Order Support

## Product Designation

- All SIGMA sets begin with a 1. designation, and all parts begin with an 18 or 78. Products are identified by series, handle, set and color. The **series** is determined by spout type which is numbered and holds the first two places of any set number after the 1.
- Handles** are numbered with a two-digit designation placed in the next two number locations. The **set** is also designated with a two-digit number generally; however, we do use three digits in some instances. The last two places are for the finish code, which is again two digits.

**Example:** 1.201708.42 or 200 series Montreal lav set in Satin Nickel PVD



- Split finishes** are called out by listing the predominant finish first followed by a slash and the secondary finish second, i.e. "95/26" or Satin Chrome/Pol Chrome.
- Decorative rings** for the Seville handle are designated by the part number shown on the series page or simply called out by name, i.e. "ribbon ring."

## DISCONTINUED ITEMS

PART NUMBER	SERIES	DESCRIPTION
18.30.290	ALL	E-Mini Thermostatic Valve w/out Integrated Control
1.0R__ 50 + 50T	ALL	E-Mini Thermostatic Trim/Set w/out Integrated Control
1.0S__ 50 + 50T	ALL	E-Mini Thermostatic Trim/Set w/out Integrated Control
1.110018	110	Single Hole Lavatory Set
1.00__ 03	300//Specialty Fittings	Hexagonal 4" Centerset
18.12.018	ALL	ETL Dial Upgrade for Thermostatic Units
73 Alicante Handle	720	Alicante Handle
78 Accessory Series	720	720 Accessories with Alicante Base Rings
810/820 Series	810/820	Series in its entirety.
1.901277T//1.904477T	900	900 Series 3 Hole Roman Tub Filler
1.901293T//1.904493T	900	900 Series 5 hole Roman Tub Filler
18.01.081	900	Ribbon Decorative Ring for 12 Sevilla Handle
1300 Series	1300	Series in its entirety.
18.15.141 + 141T	1600//2300//3300	Floormount Tub Spout Trim/Set
18.30.207	1600//2300//3300	Floormount Tub Spout Rough
1.180018	1800	1800 Single Hole Lavatory Set
W + G	3200	White Carrara + Forest Green - 25 Venezia Lever
3300 Series	3300	Spout Only - Jaxx (33) & Mixx (32) Still Available
1.342818	3400/4400	Carina (28) and Carina X (30) not available with single hole
1.3695020	Kitchen + Bar	Single Lever Kitchen w/out Sidespray
1.3695022	Kitchen + Bar	Single Lever Kitchen w/ Sidespray
APS.37.008	Kitchen + Bar	Cold Water Drinking Faucet
APS.37.011	Kitchen + Bar	Cold Water Drinking Faucet
1.350044	Kitchen + Bar	Cold Water Drinking Faucet
18.11.270	Kitchen + Bar	Faucet-hole cover, 2" diameter
APS.11.304	Kitchen + Bar	1-1/2" x 1-1/4" "P" trap Reduced Neck,
950 Exposed Unit	Butler Mill	3/4" Exposed Unit in Sigma Butler Mill.
1.18__ 510	Butler Mill	Deckmount Telephone Handshower with Flared Legs
18.18.230	Butler Mill	5" Straight Basket
18.10.111	Showerheads + Personal Handshowers	6 Plunger Tulip Showerhead
1300__ 03	Specialty Fittings	Single Hole Bidet
18.10.058	Showerheads + Personal Handshowers	3-Way Multi-Spray Spoke Showerhead
18.10.062	Handshower Kits + Slide Bars	3-5 Way Multispray Handshower Wand
18.18.424 / 18.18.425 / 18.18.426	Grab Bars	12", 18", 24" Grab Bars with Decorative Banded Flange
18.18.412 / 18.18.413 / 18.18.414	Grab Bars	12", 18", 24" Grab Bars with Decorative Ridge Flange
1.00__ 14	Grab Bars	Cable Drain Replacement Trim Kit
18.17.076	3300//Specialty Fittings	3300 Wall Tub Spout
18.11.042	American Plumbing Specialties	Lift & Turn Drain with Overflow
18.11.040	American Plumbing Specialties	Lift & Turn Drain without Overflow
APS.11.518	American Plumbing Specialties	Flip-Top Drain with Overflow
APS.11.519	American Plumbing Specialties	Flip-Top Drain without Overflow
APS.20.190A, 190B, 190C	American Plumbing Specialties	Side-Mount Tank Lever
APS.20.201	American Plumbing Specialties	Pair Ceramic Bolt Cap
18.30.865	Rough Valving	Older Style Pressure Balanced Cartridge. Removing mention from the Catalog, as the current version is 18.30.893 only and we will not reorder the 18.30.865.
APS.10.207	Trap Flanges	Deep High Box Flange for 1-14" O.D.

## DISCONTINUED ITEMS CONTINUED

PART NUMBER	SERIES	DESCRIPTION
Verdi 12	Finishes	Living Finish
Antique Gold 36	Finishes	Precious Metal Finish
Polished Silver 21	Finishes	Precious Metal Finish
Satin Silver 78	Finishes	Precious Metal Finish
Pink 83	Finishes	Splash Powder-Coated Finish
Aqua 98	Finishes	Splash Powder-Coated Finish
Bright Blue 62	Finishes	Splash Powder-Coated Finish
Matte White 25	Finishes	Splash Powder-Coated Finish
Orange 29	Finishes	Splash Powder-Coated Finish
Red Baron Red 30	Finishes	Splash Powder-Coated Finish
Yellow 77	Finishes	Splash Powder-Coated Finish

120	Pages	A3 - A12
310	Pages	A13 - A20
110	Pages	9 - 18
200	Pages	19 - 28
300	Pages	29 - 38
350	Pages	39 - 50
400	Pages	51 - 64
510	Pages	65 - 74
620	Pages	75 - 82
720	Pages	83 - 92
800 / 830	Pages	93 - 102
900	Pages	103 - 112
1300	Pages	113 - 118
1500	Pages	119 - 126
1600	Pages	127 - 134
1700	Pages	135 - 142
1800	Pages	143 - 150
1900	Pages	151 - 158
2300	Pages	159 - 166
2500 / 2800	Pages	167 - 176
2600	Pages	177 - 178
2700	Pages	179 - 186
3200	Pages	187 - 196
3300	Pages	197 - 204
3400 / 4400	Pages	205 - 214
SIGMA Touch	Pages	215 - 218
Kitchen & Bar	Pages	219 - 224





Lavatory faucet  
CAPELLA

Classic  
Understated  
Elegant

CAPELLA (97)



CAPELLA X (98)





1.129708

Widespread Lav Set  
with Capella Levers

Includes soft touch drain assembly

GI \$795.00  
GII \$965.00  
GIII \$1089.00  
GIV \$1355.00



1.129808

Widespread Lav Set  
with Capella X Cross Handles

Includes soft touch drain assembly

GI \$795.00  
GII \$965.00  
GIII \$1089.00  
GIV \$1355.00

Photos for all options are available on website.



Capella (97)



Capella X (98)

## Wall / Vessel Lav Set



1.12\_\_07ST

Wall/Vessel Lavatory Trim  
Includes soft touch drain with overflow & 7" Spout  
(Available with 9" Spout as 1.12\_\_07T)

GI \$585.00  
GII \$709.00  
GIII \$799.00  
GIV \$995.00

78.30.024

Rough Valve Only

\$325.00

## Roman Tub Options



1.12\_\_77T

Roman Tub Set Trim

GI \$849.00  
GII \$1029.00  
GIII \$1159.00  
GIV \$1439.00

78.30.406

Rough Valve Kit

\$359.00

Photos for all options are available on website.



Capella (97)



Capella X (98)



1.12 \_\_ 93T

Roman Tub Set with Deckmount  
Handshower and Diverter **Trim**

GI \$1329.00  
GII \$1609.00  
GIII \$1815.00  
GIV \$2255.00

78.30.411

Rough Valve Kit

\$625.00

Contemporary Tub Fillers



1.1100530T

Contemporary Floormount Single-hole Tub  
Filler w/Handshower **Trim** only

GI \$1699.00  
GII \$2049.00  
GIII \$2225.00  
GIV Quote

18.30.409

Rough Kit

\$239.00



1.00 \_\_ 520T

Contemporary Floormount Single-hole Tub  
Filler w/Handshower **Trim** only

GI \$2275.00  
GII \$2745.00  
GIII \$2979.00  
GIV Quote

18.30.227

Rough Kit

\$395.00

Photos for all options are available on website.



Capella (97)



Capella X (98)



1.00\_\_510

Contemporary Deckmount Tub Filler  
w/Handshower **Complete**

GI \$1645.00  
GII \$1985.00  
GIII \$2155.00  
GIV Quote

**Bidet**



1.00\_\_90

Bidet Set **Complete**

GI \$945.00  
GII \$1229.00  
GIII \$1355.00  
GIV \$1625.00

**Shower Options**

**Note:** 2 Valve & 3 Valve Sets Available as Special Order. Please contact Customer Service.



1.00\_\_64T

Pressure Balanced Shower Set **Trim**

GI \$569.00  
GII \$685.00  
GIII \$755.00  
GIV \$939.00

18.30.061

Rough Valve Only w/Integral Stops

\$269.00



1.00\_\_67T

Pressure Balanced Shower by Shower Set **Trim**

GI \$349.00  
GII \$419.00  
GIII \$465.00  
GIV \$579.00

18.30.063

Rough Valve Only w/Two-Way Diverter and Integral Stops

\$335.00

Photos for all options are available on website.



Capella (97)



Capella X (98)



4.12\_\_68T

Pressure Balanced Tub & Shower Set Trim




Discontinued

18.30.062

Rough Valve Only w/Integral Stops



E-Mini Thermostatic Sets



1.0R\_\_50T

E-Mini Thermostatic Set Trim  
3-3/4" Round Plate, 7.0 gpm @ 45 psi

1.0R\_\_50T

Discontinued

Note: Separate Volume Control or Positive Diverter required to operate system.

18.30.290

Rough Valve Only w/Integral Stops



1.0R\_\_51T

Trim Only for E-Mini Thermostatic Set  
w/Integrated Control - Round

- GI \$275.00
- GII \$329.00
- GIII \$395.00
- GIV \$489.00

MUST ORDER VALVE SEPARATELY

18.30.291

Rough Valve Only w/Volume Control and Integral Stops

\$379.00

- or -

18.30.292

Rough Valve Only w/Two-Way Diverter and Integral Stops

\$399.00



1.0S\_\_51T

Trim Only for E-Mini Thermostatic Set  
w/Integrated Control - Rectangle

- GI \$325.00
- GII \$389.00
- GIII \$439.00
- GIV \$545.00

MUST ORDER VALVE SEPARATELY

18.30.291

Rough Valve Only w/Volume Control and Integral Stops

\$379.00

- or -

18.30.292

Rough Valve Only w/Two-Way Diverter and Integral Stops

\$399.00

Photos for all options are available on website.



Capella (97)



Capella X (98)

1/2" Thermostatic Sets



1.07_ _96.V0T	1/2" Valve w/Trim, No Volume Control, <b>Trim</b> 14.5 gpm @ 45 psi	GI \$359.00 GII \$435.00 GIII \$489.00 GIV \$609.00
---------------	--	--

**Note:** Separate shut-offs required to operate system.

18.30.078	Rough Valve Only, No Volume Control	\$385.00
-----------	-------------------------------------	----------



1.07_ _96.V1T	1/2" Valve Trim, One Volume Control, (Single Outlet Top Only, Bottom Outlet on Request) 14.5 gpm @ 45 psi	GI \$399.00 GII \$479.00 GIII \$539.00 GIV \$669.00
---------------	---	--

18.30.076	Rough Valve Only	\$415.00
-----------	------------------	----------



1.07_ _96.V2T	1/2" Valve Trim, Two Volume Controls, 14.5 gpm @ 45 psi	GI \$435.00 GII \$525.00 GIII \$595.00 GIV \$739.00
---------------	--	--

18.30.077	Rough Valve Only	\$449.00
-----------	------------------	----------

3/4" Thermostatic Sets



1.07_ _97T	3/4" Valve w/Trim Designed for 2 or more exits. With 56 psi this valve delivers a maximum of 14.28 gpm at the top exit and 11.10 gpm at the bottom exit. Remote ball valves recommended for maintenance.	GI \$355.00 GII \$429.00 GIII \$485.00 GIV \$605.00
------------	---	--

**Note:** Separate shut-offs required to operate system.

18.30.071	Rough Valve Only	\$1235.00
-----------	------------------	-----------

Photos for all options are available on website.



Capella (97)



Capella X (98)



1.08_97DT	3/4" Valve w/Trim Designed for 2 or more exits. With 56 psi this valve delivers a maximum of 14.28 gpm at the top exit and 11.10 gpm at the bottom exit. Valve includes integral stops. Shipped with 9" deluxe plate.	GI \$415.00 GII \$499.00 GIII \$565.00 GIV \$705.00
-----------	--	--

**Note:** Separate shut-offs required to operate system.

18.30.171	Rough Valve Only w/Integral Stops	\$1425.00
-----------	-----------------------------------	-----------

**Wall Valves**



1.00_87T	<b>Trim Only</b> for Wall Valve  MUST ORDER VALVE SEPARATELY	GI \$159.00 GII \$205.00 GIII \$225.00 GIV \$279.00
78.30.020	1/2" Shut-Off Rough Valve Only	\$125.00
78.30.023	3/4" Shut-Off Rough Valve Only	\$165.00
78.30.255	3 Port In-Wall Diverter Rough Valve Only (One inlet, two outlets with positive shut-off.)	\$269.00
78.30.253	4 Port In-Wall Diverter Rough Valve Only (One inlet, three outlets with positive shut-off.)	\$295.00

**Showerheads and Body Sprays**

**For more Water Smart 2.0 gpm showerheads and other options, please refer to Showerheads tab.**



18.10.009	6 Plunger Deluxe Showerhead w/8" Arm & Std Flange	GI \$225.00 GII \$275.00 GIII \$309.00 GIV \$385.00
-----------	---	--



18.10.091	Multi-spray Showerhead w/8" Arm & Std Flange	GI \$215.00 GII \$279.00 GIII \$325.00 GIV \$405.00
-----------	--	--



18.10.123

Body Spray

GI \$189.00  
 GII \$249.00  
 GIII \$289.00  
 GIV \$359.00



18.10.136

Wallmount Handshower Kit

(Includes handshower wand, 60" spiral hose, waterway, swivel wall bracket & back flow preventer)

GI \$599.00  
 GII \$769.00  
 GIII \$925.00  
 GIV \$1279.00



18.10.360

Slidebar w/Handshower Kit

(Includes contemporary slidebar, handshower wand, 60" spiral hose, waterway, swivel wall bracket & back flow preventer)

GI \$725.00  
 GII \$929.00  
 GIII \$1135.00  
 GIV \$1409.00

Photos for all options are available on website.

Series 13 Accessories for  
 Capella (97), Capella X (98)



1.13PH00

Paper Holder  
 w/brackets

GI \$195.00  
 GII \$235.00  
 GIII \$309.00  
 GIV \$385.00



1.13SP00

Single Post Paper Holder  
 w/bracket

GI \$169.00  
 GII \$229.00  
 GIII \$289.00  
 GIV \$359.00



1.13RH00

Robe Hook  
w/brackets

GI \$139.00  
GII \$205.00  
GIII \$279.00  
GIV \$349.00



1.13TR00

Towel Ring  
w/brackets

GI \$149.00  
GII \$209.00  
GIII \$305.00  
GIV \$379.00



1.13TB18

Towel Bar 18"  
w/brackets

GI \$225.00  
GII \$269.00  
GIII \$365.00  
GIV \$455.00



1.13TB24

Towel Bar 24"  
w/brackets

GI \$239.00  
GII \$289.00  
GIII \$395.00  
GIV \$489.00



1.13TB30

Towel Bar 30"  
w/brackets

GI \$255.00  
GII \$309.00  
GIII \$419.00  
GIV \$519.00



1.13AS00

Accessory Shelf  
w/brackets

GI \$345.00  
GII \$399.00  
GIII \$475.00  
GIV \$525.00





## *310 Series*



TRIBECA



TRIBECA X



1.312908 Widespread Lav Set with Tribeca Lever Handle

GI \$725.00  
GII \$869.00  
GIII \$979.00  
GIV \$1215.00



1.313908 Widespread Lav Set with Tribeca X Cross Handle

GI \$725.00  
GII \$869.00  
GIII \$979.00  
GIV \$1215.00

Photos for all options are available on website.



Tribeca (29)



Tribeca X (39)

## Wall / Vessel Lav Set



1.31\_015T Wall/Vessel Lav Set **Trim Only**

GI \$565.00  
GII \$679.00  
GIII \$765.00  
GIV \$949.00

78.30.024 Rough Valve Kit Only

\$325.00

**Discontinued**

## Roman Tub Options



1.31\_77T Roman Tub Set (quick connect) **Trim Only**

GI \$685.00  
GII \$825.00  
GIII \$929.00  
GIV \$1155.00

78.30.006 Rough Valve Kit (quick connect)

\$359.00



1.31\_93T Roman Tub Set with Deckmount Handshower and Diverter (quick connect) **Trim Only**

GI \$1099.00  
GII \$1319.00  
GIII \$1485.00  
GIV \$1845.00

78.30.136 Rough Valve Kit (quick connect)

\$625.00

Photos for all options are available on website.



Tribeca (29)



Tribeca X (39)

Contemporary Floormount Tub Filler



1.00\_520T Contemporary Floormount Tub Filler w/Handshower **Trim Only**

18.30.227 Rough Kit

GI \$2275.00  
 GII \$2745.00  
 GIII \$2979.00  
 GIV Quote  
 \$395.00

Bidet



1.00\_90 Bidet Set **Complete**

GI \$985.00  
 GII \$1285.00  
 GIII \$1409.00  
 GIV \$1695.00

Shower Options

**Note:** 2 Valve & 3 Valve Sets Available as Special Order. Please contact Customer Service.



1.00\_64T Pressure Balanced Shower Set **Trim**

GI \$569.00  
 GII \$685.00  
 GIII \$775.00  
 GIV \$965.00



18.30.061 Rough Valve Only w/Integral Stops

\$269.00



1.00\_67T Pressure Balanced Shower by Shower Set Trim  
**NOTE:** MUST purchase Showerhead, Arm, Flange, and other options separately.

GI \$349.00  
 GII \$419.00  
 GIII \$475.00  
 GIV \$589.00

18.30.063 Rough Valve Only w/Integral Stops

\$ 335.00

Photos for all options are available on website.



Tribeca (29)



Tribeca X (39)



1.31\_\_68T

~~Pressure-Balanced Tub & Shower Set Trim~~

**Discontinued**



18.30.062

~~Rough Valve Only w/Integral Stops~~



## E-Mini Thermostatic Sets



1.0R\_\_51T

**Trim Only** for E-Mini Thermostatic Set  
w/Integrated Control - Round

GI \$275.00  
GII \$329.00  
GIII \$395.00  
GIV \$489.00

MUST ORDER VALVE SEPARATELY

18.30.291

Rough Valve Only w/Volume Control and Integral Stops

\$379.00

- or -

18.30.292

Rough Valve Only w/Two-Way Diverter and Integral Stops

\$399.00



1.0S\_\_51T

**Trim Only** for E-Mini Thermostatic Set  
w/Integrated Control - Rectangle

GI \$325.00  
GII \$389.00  
GIII \$439.00  
GIV \$545.00

MUST ORDER VALVE SEPARATELY

18.30.291

Rough Valve Only w/Volume Control and Integral Stops

\$379.00

- or -

18.30.292

Rough Valve Only w/Two-Way Diverter and Integral Stops

\$399.00

## 1/2" Thermostatic Sets



1.05\_\_96.V0T

1/2" Valve Trim, No Volume Control,  
7" Square Plate, 14.5 gpm @ 45 psi

GI \$365.00  
GII \$439.00  
GIII \$529.00  
GIV \$659.00

**Note:** Separate Shut-Offs required to operate system

18.30.078

Rough Valve Only w/Integral Stops

\$385.00

Photos for all options are available on website.



Tribeca (29)



Tribeca X (39)



1.05\_96.V1T 1/2" Valve w/Trim, One Volume Control, **Trim**  
7" Square Plate, 14.5 gpm @ 45 psi

GI \$399.00  
GII \$479.00  
GIII \$575.00  
GIV \$715.00

18.30.076 Rough Valve Only w/Integral Stops

\$415.00



1.05\_96.V2T 1/2" Valve Trim, Two Volume Controls,  
7" Square Plate, 14.5 gpm @ 45 psi

GI \$435.00  
GII \$525.00  
GIII \$629.00  
GIV \$785.00

18.30.077 Rough Valve Only w/Integral Stops

\$449.00

3/4" Thermostatic Sets



1.05\_97T 3/4" Valve Trim,  
Designed for 2 or more exits. With 56 psi this valve delivers  
a maximum of 14.28 gpm at the top exit and 11.10 gpm at the  
bottom exit. Remote ball valves recommended for maintenance.  
7" Square Plate.

GI \$355.00  
GII \$429.00  
GIII \$485.00  
GIV \$605.00

**Note:** Separate Shut-Offs required to operate system

18.30.071 Rough Valve Only

\$1235.00



1.06\_97DT 3/4" Valve Trim,  
Designed for 2 or more exits. With 56 psi this valve delivers a  
maximum of 14.28 gpm at the top exit and 11.10 gpm at the bottom  
exit. Valve includes integral stops.  
7" x 9" Rectangular Contemporary Plate.

GI \$415.00  
GII \$499.00  
GIII \$565.00  
GIV \$705.00

**Note:** Separate Shut-Offs required to operate system

18.30.171 Rough Valve Only w/Integral Stops

\$1425.00

Photos for all options are available on website.



Tribeca (29)



Tribeca X (39)

## Wall Valves



1.00_87T	<b>Trim Only</b> for Wall Valve	GI \$159.00
		GII \$199.00
		GIII \$225.00
		GIV \$285.00
	<b>MUST ORDER VALVE SEPARATELY</b>	
78.30.020	1/2" Shut-Off Rough Valve Only	\$125.00
78.30.023	3/4" Shut-Off Rough Valve Only	\$165.00
78.30.255	3 Port In-Wall Diverter Rough Valve Only (One inlet, two outlets <u>with positive shut-off.</u> )	\$269.00
78.30.253	4 Port In-Wall Diverter Rough Valve Only (One inlet, three outlets <u>with positive shut-off.</u> )	\$295.00

## Showerheads and Body Sprays

**For more Water Smart 2.0 gpm showerheads and other options, please refer to Showerheads tab.**



18.10.009	6 Plunger Deluxe Showerhead w/8" Arm & Std Flange	GI \$225.00
		GII \$275.00
		GIII \$309.00
		GIV \$385.00



18.10.091	Multi-spray Showerhead w/8" Arm & Std Flange	GI \$215.00
		GII \$279.00
		GIII \$325.00
		GIV \$405.00



18.10.123	2" Round Body Spray w/Round Flange, Easy Clean Jets, Adjustable, 1/2" NPT	GI \$189.00
		GII \$249.00
		GIII \$289.00
		GIV \$359.00



18.10.136	Contemporary Wallmount Handshower Kit	GI \$599.00
		GII \$769.00
	(Includes contemporary handshower wand, 60" spiral hose, waterway, wall bracket & back flow preventer)	GIII \$925.00
		GIV \$1279.00



18.10.360

Slidebar w/Handshower Kit  
 (Includes contemporary sidebar, contemporary handshower wand, 60" spiral hose, waterway, & back flow preventer)

GI \$725.00  
 GII \$929.00  
 GIII \$1135.00  
 GIV \$1409.00

Photos for all options are available on website.



Tribeca (29)



Tribeca X (39)

Series 31 Accessories for  
 Tribeca (29), Tribeca X (39)



1.31PH00

Paper Holder  
 w/bracket

GI \$209.00  
 GII \$255.00  
 GIII \$289.00  
 GIV \$359.00



1.31RH00

Robe Hook  
 w/bracket

GI \$119.00  
 GII \$145.00  
 GIII \$175.00  
 GIV \$265.00



1.31TR00

Towel Ring  
 w/bracket

GI \$149.00  
 GII \$195.00  
 GIII \$265.00  
 GIV \$329.00



1.31TB18

Towel Bar 18" w/brackets

GI \$209.00  
 GII \$269.00  
 GIII \$305.00  
 GIV \$379.00

1.31TB24

Towel Bar 24" w/brackets

GI \$209.00  
 GII \$255.00  
 GIII \$319.00  
 GIV \$399.00

1.31TB30

Towel Bar 30" w/brackets

GI \$225.00  
 GII \$275.00  
 GIII \$345.00  
 GIV \$429.00



SERIES ***110***



*Lavatory faucet*  
STELLA

STELLA



STELLA X





1.110708

Widespread Lav Set  
with Stella Levers

Includes soft touch drain assembly

GI \$795.00  
GII \$965.00  
GIII \$1089.00  
GIV \$1355.00



1.110808

Widespread Lav Set  
with Stella X Cross Handles

Includes soft touch drain assembly

GI \$795.00  
GII \$965.00  
GIII \$1089.00  
GIV \$1355.00



1.110011

**Discontinued**  
Single-hole Lav Set

Includes soft touch drain assembly

Photos for all options are available on website.



Stella (07)



Stella X (08)

## Wall / Vessel Lav Set



1.11\_ \_07T

Wall/Vessel Lav Set **Trim**

Includes soft touch drain assembly

GI \$585.00  
GII \$709.00  
GIII \$799.00  
GIV \$995.00

78.30.024

Rough Valve Only

\$325.00

## Roman Tub Options



1.11\_ \_77T

Roman Tub Set **Trim**

GI \$849.00  
GII \$1029.00  
GIII \$1159.00  
GIV \$1439.00

78.30.406

Rough Valve Kit

\$359.00

Photos for all options are available on website.



Stella (07)



Stella X (08)



1.11__93T	Roman Tub Set <b>Trim</b> with Deckmount Handshower and Diverter	GI \$1329.00 GII \$1609.00 GIII \$1815.00 GIV \$2255.00
78.30.411	Rough Valve Kit	\$625.00

Contemporary Tub Fillers



1.1100530T	Contemporary Floormount Single-hole Tub Filler w/Handshower <b>Trim</b>	GI \$1699.00 GII \$2049.00 GIII \$2225.00 GIV Quote
18.30.409	Rough Kit	\$239.00



1.00__520T	Contemporary Floormount Tub Filler w/Handshower <b>Trim</b>	GI \$2275.00 GII \$2745.00 GIII \$2979.00 GIV Quote
18.30.227	Rough Kit	\$395.00

Photos for all options are available on website.



Stella (07)



Stella X (08)



1.00\_\_510

Contemporary Deckmount Tub Filler  
w/Handshower **Complete**

GI \$1645.00  
GII \$1985.00  
GIII \$2155.00  
GIV Quote

## Bidet



1.00\_\_90

Bidet Set **Complete**

GI \$945.00  
GII \$1229.00  
GIII \$1355.00  
GIV \$1625.00

## Shower Options

**Note:** 2 Valve & 3 Valve Sets Available as Special Order. Please contact Customer Service.



1.00\_\_64T

Pressure Balanced Shower Set **Trim**

GI \$569.00  
GII \$685.00  
GIII \$755.00  
GIV \$939.00

18.30.061

Rough Valve Only w/Integral Stops

\$269.00



1.00\_\_67T

Pressure Balanced Shower by Shower Set **Trim**

GI \$349.00  
GII \$419.00  
GIII \$465.00  
GIV \$579.00

18.30.063

Rough Valve Only w/Two-Way Diverter and Integral Stops

\$335.00

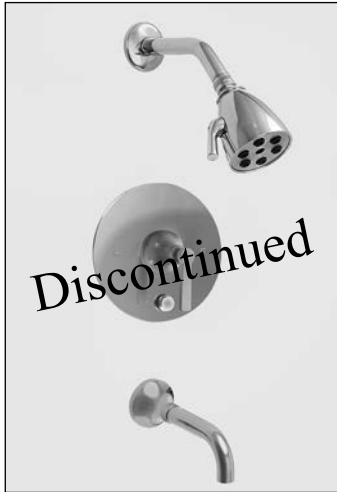
Photos for all options are available on website.



Stella (07)



Stella X (08)




Discontinued

~~4.11\_\_68T Pressure-Balanced Tub & Shower Set Trim~~

~~18.30.062 Rough Valve Only w/Integral Stops~~

E-Mini Thermostatic Sets



1.0R\_\_50 E-Mini Thermostatic Set **Complete**  
3-3/4" Round Plate, 7.0 gpm @ 45 psi

1.0R\_\_50T **Trim Only** for above

Discontinued

**Note:** Separate Volume Control or Positive Diverter required to operate system.

18.30.290 Rough Valve Only w/Integral Stops



1.0R\_\_51T **Trim Only** for E-Mini Thermostatic Set  
w/Integrated Control - Round

- GI \$275.00
- GII \$329.00
- GIII \$395.00
- GIV \$489.00

MUST ORDER VALVE SEPARATELY

18.30.291 Rough Valve Only w/Volume Control and Integral Stops

\$379.00

- or -

18.30.292 Rough Valve Only w/Two-Way Diverter and Integral Stops

\$399.00



1.0S\_\_51T **Trim Only** for E-Mini Thermostatic Set  
w/Integrated Control - Rectangle

- GI \$325.00
- GII \$389.00
- GIII \$439.00
- GIV \$545.00

MUST ORDER VALVE SEPARATELY

18.30.291 Rough Valve Only w/Volume Control and Integral Stops

\$379.00

- or -

18.30.292 Rough Valve Only w/Two-Way Diverter and Integral Stops

\$399.00

Photos for all options are available on website.



Stella (07)



Stella X (08)

## 1/2" Thermostatic Sets




1.07_ _96.V0T	1/2" Valve Trim, No Volume Control, 14.5 gpm @ 45 psi	GI \$359.00
		GII \$435.00
18.30.078	Rough Valve Only, No Volume Control	GIII \$489.00
		GIV \$609.00
		\$385.00

**Note:** Separate shut-offs required to operate system.



1.07_ _96.V1T	1/2" Valve, One Volume Control, <b>Trim</b> (Single Outlet Top Only, Bottom Outlet on Request) 14.5 gpm @ 45 psi	GI \$399.00
		GII \$479.00
18.30.076	Rough Valve Only	GIII \$539.00
		GIV \$669.00
		\$415.00



1.07_ _96.V2T	1/2" Valve, Two Volume Controls, <b>Trim</b> 14.5 gpm @ 45 psi	GI \$435.00
		GII \$525.00
18.30.077	Rough Valve Only	GIII \$595.00
		GIV \$739.00
		\$449.00

## 3/4" Thermostatic Sets



1.07_ _97T	3/4" Valve <b>Trim</b> Designed for 2 or more exits. With 56 psi this valve delivers a maximum of 14.28 gpm at the top exit and 11.10 gpm at the bottom exit. Remote ball valves recommended for maintenance.	GI \$355.00
		GII \$429.00
18.30.071	Rough Valve Only	GIII \$485.00
		GIV \$605.00
		\$1235.00

**Note:** Separate shut-offs required to operate system.

Photos for all options are available on website.



Stella (07)



Stella X (08)



1.08\_\_97DT

**3/4" Valve Trim**

Designed for 2 or more exits. With 56 psi this valve delivers a maximum of 14.28 gpm at the top exit and 11.10 gpm at the bottom exit. Valve includes integral stops. Shipped with 9" deluxe plate.

GI \$415.00  
GII \$499.00  
GIII \$565.00  
GIV \$705.00

**Note:** Separate shut-offs required to operate system.

18.30.171

Rough Valve Only w/Integral Stops

\$1425.00

**Wall Valves**



1.00\_\_87T

**Trim Only** for Wall Valve

GI \$159.00  
GII \$205.00  
GIII \$225.00  
GIV \$279.00

**MUST ORDER VALVE SEPARATELY**

78.30.020

1/2" Shut-Off Rough Valve Only

\$125.00

78.30.023

3/4" Shut-Off Rough Valve Only

\$165.00

78.30.255

3 Port In-Wall Diverter Rough Valve Only  
(One inlet, two outlets with positive shut-off.)

\$269.00

78.30.253

4 Port In-Wall Diverter Rough Valve Only  
(One inlet, three outlets with positive shut-off.)

\$295.00

**Showerheads and Body Sprays**

**For more Water Smart 2.0 gpm showerheads and other options, please refer to Showerheads tab.**



18.10.009

6 Plunger Deluxe Showerhead w/8" Arm & Std Flange

GI \$225.00  
GII \$275.00  
GIII \$309.00  
GIV \$385.00



18.10.091

Multi-spray Showerhead w/8" Arm & Std Flange

GI \$215.00  
GII \$279.00  
GIII \$325.00  
GIV \$405.00

# Series 110

EURO HANDLE SERIES - 20 POINT



18.10.123

Body Spray

GI \$189.00  
GII \$249.00  
GIII \$289.00  
GIV \$359.00




18.10.136

Wallmount Handshower Kit

(Includes handshower wand, 60" spiral hose, waterway, wall bracket & back flow preventer)

GI \$599.00  
GII \$769.00  
GIII \$925.00  
GIV \$1279.00



18.10.360

Slidebar w/Handshower Kit

(Includes contemporary slidebar, handshower wand, 60" spiral hose, waterway, swivel wall bracket & back flow preventer)

GI \$725.00  
GII \$929.00  
GIII \$1135.00  
GIV \$1409.00

Photos for all options are available on website.



Stella (07)



Stella X (08)

Series 11 Accessories for Stella (07), Stella X (08)



1.11PH00

Paper Holder w/brackets

GI \$195.00  
GII \$235.00  
GIII \$309.00  
GIV \$375.00



1.11SP00

Single Post Paper Holder w/bracket

GI \$169.00  
GII \$229.00  
GIII \$289.00  
GIV \$349.00



1.11RH00

Robe Hook  
w/brackets


GI \$139.00  
GII \$205.00  
GIII \$279.00  
GIV \$335.00



1.11TR00

Towel Ring  
w/brackets

GI \$149.00  
GII \$209.00  
GIII \$305.00  
GIV \$369.00



1.11TB18

Towel Bar 18"  
w/brackets

GI \$225.00  
GII \$269.00  
GIII \$365.00  
GIV \$439.00

1.11TB24

Towel Bar 24"  
w/brackets

GI \$239.00  
GII \$289.00  
GIII \$379.00  
GIV \$455.00

1.11TB30

Towel Bar 30"  
w/brackets

GI \$255.00  
GII \$309.00  
GIII \$389.00  
GIV \$469.00



1.11AS00

Accessory Shelf  
w/brackets

GI \$345.00  
GII \$399.00  
GIII \$459.00  
GIV \$555.00



SERIES **200**



Lavatory faucet  
ALEXANDRIA

ALEXANDRIA



HAMPSHIRE



MONTREAL



TORONTO



# Series 200



1.201408

Widespread Lav Set  
with Alexandria Cross Handles

Solid Brass Cross Handle with Ceramic Insert  
and One-piece Escutcheon

GI \$695.00  
GII \$835.00  
GIII \$939.00  
GIV \$1165.00



1.201308

Widespread Lav Set  
with Hampshire Levers

Solid Brass Curved Lever and One-piece Escutcheon

GI \$695.00  
GII \$835.00  
GIII \$939.00  
GIV \$1165.00



1.201708

Widespread Lav Set  
with Montreal Levers

Solid Brass Lever and One-piece Escutcheon

GI \$695.00  
GII \$835.00  
GIII \$939.00  
GIV \$1165.00



1.202008

Widespread Lav Set  
with Toronto Levers

Solid Brass Lever and Solid Brass Two-piece Escutcheon

GI \$815.00  
GII \$979.00  
GIII \$1105.00  
GIV \$1375.00

Add \$50 for each  
Toronto (20) handle.

Photos for all options are  
available on website.

Metal button inserts  
available upon request.



Alexandria (14)



Hampshire (13)



Montreal (17)



Toronto (20)

## Roman Tub Options



1.20\_77T

Roman Tub Set **Trim** (quick connect)

GI \$685.00  
GII \$825.00  
GIII \$929.00  
GIV \$1155.00

**Note:** Add \$50 for each Toronto (20) handle.

18.30.006

Rough Valve Kit (quick connect)

\$359.00



1.20\_93T

Roman Tub Set **Complete** with Deckmount  
Handshower and Diverter (quick connect)

GI \$995.00  
GII \$1195.00  
GIII \$1435.00  
GIV \$1795.00

**Note:** Add \$50 for each Toronto (20) handle.

18.30.134

Rough Valve Kit (quick connect)

\$625.00

# Series 200

Photos for all options are available on website.

Metal button inserts available upon request.



Alexandria (14)



Hampshire (13)



Montreal (17)

Add \$50 for each Toronto (20) handle.



Toronto (20)

## Bidet



1.00\_90

Bidet Set **Complete**

**Note:** Add \$50 for each Toronto (20) handle.

GI \$925.00  
GII \$1205.00  
GIII \$1325.00  
GIV \$1589.00

## Shower Options



1.00\_42T

2 Valve Shower Set **Trim**

**Note:** Add \$50 for each Toronto (20) handle.

GI \$555.00  
GII \$669.00  
GIII \$739.00  
GIV \$919.00

18.30.008

Rough Valve Only (8" Center to Center)

\$349.00



1.20\_33T

3 Valve Tub & Shower Set **Trim**

**Note:** Add \$50 for each Toronto (20) handle.

GI \$859.00  
GII \$1119.00  
GIII \$1259.00  
GIV \$1565.00

18.30.009

Rough Valve Only (10" Center to Center)

\$549.00



1.00\_64T

Pressure Balanced Shower Set **Trim**

**Note:** Add \$50 for Toronto (20) handle.

GI \$479.00  
GII \$575.00  
GIII \$649.00  
GIV \$805.00

18.30.061

Rough Valve Only w/Integral Stops

\$269.00

# Series 200

Photos for all options are available on website.

Metal button inserts available upon request.



Alexandria (14)



Hampshire (13)



Montreal (17)

Add \$50 for each Toronto (20) handle.



Toronto (20)



1.00\_\_67T

Pressure Balanced Shower by Shower Set **Trim**

GI \$315.00

GII \$379.00

GIII \$429.00

GIV \$535.00

18.30.063

**NOTE:** MUST purchase Showerhead, Arm, Flange, and other options separately.

Rough Valve Only w/Two-Way Diverter and Integral Stops

\$ 335.00



4.20\_\_68T

Pressure-Balanced Tub & Shower Set **Trim**

**Note:** Add \$50 for Toronto (20) handle.

18.30.062

Rough Valve Only w/Integral Stops



1.0R\_\_50

E-Mini Thermostatic Set **Complete**  
3-3/4" Round Plate, 7.0 gpm @ 45 psi

1.0R\_\_50T

**Discontinued**

**Note:** Separate Volume Control or Positive Diverter required to operate system.

18.30.290

Rough Valve Only w/Integral Stops

Photos for all options are available on website.

Metal button inserts available upon request.



Alexandria (14)



Hampshire (13)



Montreal (17)

Add \$50 for each Toronto (20) handle.



Toronto (20)



1.0R\_51T

**Trim Only** for E-Mini Thermostatic Set w/Integrated Control - Round

GI \$275.00  
GII \$329.00  
GIII \$395.00  
GIV \$489.00

MUST ORDER VALVE SEPARATELY

18.30.291

Rough Valve Only w/Volume Control and Integral Stops

\$379.00

- or -

18.30.292

Rough Valve Only w/Two-Way Diverter and Integral Stops

\$399.00



1.0S\_51T

**Trim Only** for E-Mini Thermostatic Set w/Integrated Control - Rectangle

GI \$325.00  
GII \$389.00  
GIII \$439.00  
GIV \$545.00

MUST ORDER VALVE SEPARATELY

18.30.291

Rough Valve Only w/Volume Control and Integral Stops

\$379.00

- or -

18.30.292

Rough Valve Only w/Two-Way Diverter and Integral Stops

\$399.00

## 1/2" Thermostatic Sets



1.00\_96.V0T

1/2" Valve Trim, No Volume Control, 14.5 gpm @ 45 psi

GI \$299.00  
GII \$359.00  
GIII \$405.00  
GIV \$505.00

**Note:** Add \$50 for Toronto (20) handle.

**Note:** Separate shut-offs required to operate system.

18.30.078

Rough Valve Only, No Volume Control

\$385.00



1.00\_96.V1T

1/2" Valve Trim, One Volume Control, (Single Outlet Top Only, Bottom Outlet on Request) 14.5 gpm @ 45 psi

GI \$319.00  
GII \$385.00  
GIII \$435.00  
GIV \$539.00

**Note:** Add \$50 for Toronto (20) handle.

18.30.076

Rough Valve Only

\$415.00

# Series 200

Photos for all options are available on website.

Metal button inserts available upon request.



Alexandria (14)



Hampshire (13)



Montreal (17)

Add \$50 for each Toronto (20) handle.



Toronto (20)



1.00\_ \_96.V2T 1/2" Valve Trim, Two Volume Controls,  
14.5 gpm @ 45 psi

**Note:** Add \$50 for Toronto (20) handle.

18.30.077 Rough Valve Only

GI \$349.00  
GII \$419.00  
GIII \$475.00  
GIV \$589.00  
\$449.00

## 3/4" Thermostatic Sets



1.00\_ \_97T 3/4" Valve **Trim**  
Designed for 2 or more exits. With 56 psi this valve delivers a maximum of 14.28 gpm at the top exit and 11.10 gpm at the bottom exit. Remote ball valves recommended for maintenance.

**Note:** Add \$50 for Toronto (20) handle.

**Note:** Separate shut-offs require to operate system

18.30.071 Rough Valve Only

GI \$299.00  
GII \$359.00  
GIII \$405.00  
GIV \$505.00

\$1235.00



1.00\_ \_97DT 3/4" Valve w/Trim  
Designed for 2 or more exits. With 56 psi this valve delivers a maximum of 14.28 gpm at the top exit and 11.10 gpm at the bottom exit. Valve includes integral stops. Shipped with 9" deluxe plate.

**Note:** Add \$50 for Toronto (20) handle.

**Note:** Separate shut-offs require to operate system

18.30.171 Rough Valve Only w/Integral Stops

GI \$415.00  
GII \$499.00  
GIII \$565.00  
GIV \$705.00

\$1425.00

Add \$50 for each Toronto (20) handle.

Photos for all options are available on website.

Metal button inserts available upon request.



Alexandria (14)



Hampshire (13)



Montreal (17)



Toronto (20)

## Wall Valves



1.00\_87T

**Trim Only** for Wall Valve

**Note:** Add \$50 for each Toronto (20) handle.

**MUST ORDER VALVE SEPARATELY**

GI \$159.00  
GII \$205.00  
GIII \$229.00  
GIV \$285.00

18.30.020

1/2" Shut-Off Rough Valve Only

\$125.00

18.30.023

3/4" Shut-Off Rough Valve Only

\$165.00

18.30.255

3 Port In-Wall Diverter Rough Valve Only  
(One inlet, two outlets with positive shut-off.)

\$295.00

18.30.253

4 Port In-Wall Diverter Rough Valve Only  
(One inlet, three outlets with positive shut-off.)

\$295.00

## Showerheads and Body Sprays

**For more Water Smart 2.0 gpm showerheads and other options, please refer to Showerheads tab.**



18.10.009

6 Plunger Deluxe Showerhead w/8" Arm & Std Flange

GI \$225.00  
GII \$275.00  
GIII \$309.00  
GIV \$385.00



18.10.091

Multi-spray Showerhead w/8" Arm & Std Flange

GI \$215.00  
GII \$279.00  
GIII \$325.00  
GIV \$405.00



18.10.063

Body Spray

GI \$149.00  
GII \$195.00  
GIII \$229.00  
GIV \$335.00



18.10.250

Wallmount Handshower Kit

(Includes handshower wand, 60" spiral hose, water-way, swivel wall bracket & back flow preventer)

GI \$375.00  
GII \$449.00  
GIII \$565.00  
GIV \$729.00

# Series 200



18.10.274

Slidebar w/Handshower Kit

(Includes traditional slidebar, handshower wand, 60" spiral hose, waterway, swivel wall bracket & back flow preventer)

GI \$689.00  
 GII \$829.00  
 GIII \$935.00  
 GIV \$1339.00

## Series 08 Accessories for Alexandria (14), Hampshire (13), Montreal (17)

Photos for all options are available on website.

Metal Button Inserts Available upon Request.



Alexandria (14)



Hampshire (13)



Montreal (17)



1.08PH00

Paper Holder w/brackets

GI \$179.00  
 GII \$215.00  
 GIII \$269.00  
 GIV \$339.00



1.08SP00

Single Post Paper Holder w/bracket

GI \$165.00  
 GII \$199.00  
 GIII \$239.00  
 GIV \$315.00



1.08RH00

Robe Hook w/brackets

GI \$105.00  
 GII \$139.00  
 GIII \$205.00  
 GIV \$269.00




1.08TR00


Towel Ring w/brackets

GI \$129.00  
 GII \$169.00  
 GIII \$229.00  
 GIV \$299.00

# Series 200



1.08TB18	Towel Bar 18" w/brackets	GI \$175.00 GII \$209.00 GIII \$239.00 GIV \$299.00
1.08TB24	Towel Bar 24" w/brackets	GI \$189.00 GII \$229.00 GIII \$259.00 GIV \$325.00
1.08TB30	Towel Bar 30" w/brackets	GI \$199.00 GII \$239.00 GIII \$269.00 GIV \$339.00



1.08AS00	Accessory Shelf w/brackets	GI \$315.00 GII \$379.00 GIII \$399.00 GIV \$439.00
----------	-------------------------------	--

**Series Note:** Crystal handle shown is available as no-charge substitution:



Vienna #47h

Photos for all options are available on website.



Toronto (20)

## Series 20 Accessories for Toronto (20)



1.20PH00	Paper Holder w/brackets	GI \$199.00 GII \$235.00 GIII \$269.00 GIV \$329.00
----------	----------------------------	--




1.20RH00	Robe Hook w/brackets	GI \$119.00 GII \$159.00 GIII \$209.00 GIV \$229.00
----------	-------------------------	--



1.20TR00	Towel Ring w/brackets	GI \$145.00 GII \$185.00 GIII \$239.00 GIV \$295.00
----------	--------------------------	--

# Series 200



1.20TB18	Towel Bar 18" w/brackets	GI \$195.00 GII \$229.00 GIII \$295.00 GIV \$365.00
1.20TB24	Towel Bar 24" w/brackets	GI \$209.00 GII \$249.00 GIII \$309.00 GIV \$379.00
1.20TB30	Towel Bar 30" w/brackets	GI \$219.00 GII \$259.00 GIII \$319.00 GIV \$395.00

**Series Note:** Crystal handle shown is available as no-charge substitution:



Vienna #47h

SERIES **300**



*Lavatory faucet*  
ST. MICHEL

ARIA



SALEM



ST. MICHEL



WINDHAM



# Series 300

Series 300



1.300908

Widespread Lav Set  
with Salem Cross Handles

Solid Brass Cross Handle with Ceramic Insert  
on One-piece Solid Brass Escutcheon

GI \$725.00  
GII \$869.00  
GIII \$979.00  
GIV \$1215.00



1.305508

Widespread Lav Set  
with St. Michel Cross Handles

Solid Brass Cross Handle with Ceramic Insert  
on Two-piece Solid Brass Escutcheon

GI \$725.00  
GII \$869.00  
GIII \$979.00  
GIV \$1215.00



1.301008

Widespread Lav Set  
with Windham Levers

Solid Brass Lever and Escutcheon

GI \$725.00  
GII \$869.00  
GIII \$979.00  
GIV \$1215.00



1.300108

Widespread Lav Set  
with Aria Levers

Solid Brass Lever and Escutcheon

GI \$725.00  
GII \$869.00  
GIII \$979.00  
GIV \$1215.00

Photos for all options are  
available on website.

Metal button inserts  
available upon request.



Salem (09)



St. Michel (55)



Windham (10)



Aria (01)

## Roman Tub Options



1.30\_\_77T

Roman Tub Set **Trim** (quick connect)

GI \$639.00  
GII \$769.00  
GIII \$869.00  
GIV \$1079.00

18.30.006

Rough Valve Kit (quick connect)

\$359.00



1.30\_\_93T

Roman Tub Set **Trim** with Deckmount  
Handshower and Diverter (quick connect)

GI \$995.00  
GII \$1195.00  
GIII \$1435.00  
GIV \$1795.00

18.30.134

Rough Valve Kit (quick connect)

\$625.00

Photos for all options are available on website.

Metal button inserts available upon request.



Salem (09)



St. Michel (55)



Windham (10)



Aria (01)

## Bidet



1.00\_ \_90

Bidet Set **Complete**

GI \$935.00  
GII \$1219.00  
GIII \$1339.00  
GIV \$1609.00

## Shower Options



1.00\_ \_42T

2 Valve Shower Set **Trim**

GI \$539.00  
GII \$649.00  
GIII \$715.00  
GIV \$889.00

18.30.008

Rough Valve Only (8" Center to Center)

\$349.00



1.30\_ \_33T

3 Valve Tub & Shower Set **Trim**

GI \$859.00  
GII \$1119.00  
GIII \$1259.00  
GIV \$1565.00

**Note:** Extended Wall Spout Available 18.17.010

18.30.009

Rough Valve Only (10" Center to Center)

\$549.00



1.00\_ \_64T

Pressure Balanced Shower Set **Trim**

GI \$539.00  
GII \$649.00  
GIII \$735.00  
GIV \$915.00

18.30.061

Rough Valve Only w/Integral Stops

\$269.00

# Series 300

Photos for all options are available on website.

Metal button inserts available upon request.



Salem (09)



St. Michel (55)



Windham (10)



Aria (01)



1.00\_ \_67T

Pressure Balanced Shower by Shower Set **Trim**

GI \$375.00

GII \$449.00

GIII \$509.00

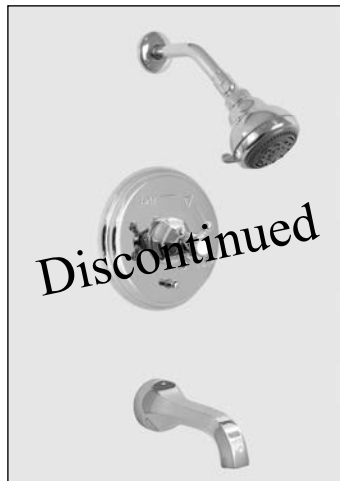
GIV \$635.00

**NOTE:** MUST purchase Showerhead, Arm, Flange, and other options separately.

18.30.063

Rough Valve Only wTwo-way Diverter and /Integral Stops

\$335.00



1.30\_ \_68T

Pressure Balanced Tub & Shower Set **Trim**

**Note:** Extended Wall Spout Available 18.17.010

18.30.062

Rough Valve Only w/Integral Stops



1.0R\_ \_50

E-Mini Thermostatic Set **Complete**  
3-3/4" Round Plate, 7.0 gpm @ 45 psi

1.0R\_ \_50

**Trim Only** for above

**Note:** Separate Volume Control or Positive Diverter required to operate system.

18.30.290

Rough Valve Only w/Integral Stops



1.0R\_ \_51T

**Trim Only** for E-Mini Thermostatic Set  
w/Integrated Control - Round

GI \$275.00

GII \$329.00

GIII \$395.00

GIV \$489.00

**MUST ORDER VALVE SEPARATELY**

18.30.291

Rough Valve Only w/Volume Control and Integral Stops

\$379.00

- or -

18.30.292

Rough Valve Only w/Two-Way Diverter and Integral Stops

\$399.00

Photos for all options are available on website.

Metal button inserts available upon request.



Salem (09)



St. Michel (55)



Windham (10)



Aria (01)



1.0S\_51T

**Trim Only** for E-Mini Thermostatic Set w/Integrated Control - Rectangle

GI \$325.00

GII \$389.00

GIII \$439.00

GIV \$545.00

MUST ORDER VALVE SEPARATELY

18.30.291

Rough Valve Only w/Volume Control and Integral Stops

\$379.00

- or -

18.30.292

Rough Valve Only w/Two-Way Diverter and Integral Stops

\$399.00

## 1/2" Thermostatic Sets



1.00\_96.V0T

1/2" Valve Trim, No Volume Control, 14.5 gpm @ 45 psi

GI \$299.00

GII \$359.00

GIII \$405.00

GIV \$505.00

**Note:** Separate shut-offs required to operate system.

18.30.078

Rough Valve Only, No Volume Control

\$385.00



1.00\_96.V1T

1/2" Valve Trim, One Volume Control, (Single Outlet Top Only, Bottom Outlet on Request) 14.5 gpm @ 45 psi

GI \$319.00

GII \$385.00

GIII \$435.00

GIV \$539.00

18.30.076

Rough Valve Only

\$415.00



1.00\_96.V2T

1/2" Valve Trim, Two Volume Controls, 14.5 gpm @ 45 psi

GI \$349.00

GII \$419.00

GIII \$475.00

GIV \$589.00

18.30.077

Rough Valve Only

\$449.00

# Series 300

Photos for all options are available on website.

Metal button inserts available upon request.



Salem (09)



St. Michel (55)



Windham (10)



Aria (01)

## 3/4" Thermostatic Sets



1.00\_\_97T

### 3/4" Valve Trim

Designed for 2 or more exits. With 56 psi this valve delivers a maximum of 14.28 gpm at the top exit and 11.10 gpm at the bottom exit. Remote ball valves recommended for maintenance.

GI \$299.00  
GII \$359.00  
GIII \$405.00  
GIV \$505.00

**Note:** Separate shut-offs required to operate system.

18.30.071

Rough Valve Only

\$1235.00



1.00\_\_97DT

### 3/4" Valve Trim

Designed for 2 or more exits. With 56 psi this valve delivers a maximum of 14.28 gpm at the top exit and 11.10 gpm at the bottom exit. Valve includes integral stops. Shipped with 9" deluxe plate.

GI \$415.00  
GII \$499.00  
GIII \$565.00  
GIV \$705.00

**Note:** Separate shut-offs required to operate system.

18.30.171

Rough Valve Only w/Integral Stops

\$1425.00



1.011097T

### 3/4" Valve Trim Set with Windham Lever,

Designed for 2 or more exits. With 56 psi this valve delivers a maximum of 14.28 gpm at the top exit and 11.10 gpm at the bottom exit. Remote ball valves recommended for maintenance.

GI \$305.00  
GII \$379.00  
GIII \$439.00  
GIV \$535.00

**Note:** Separate shut-offs required to operate system.

Available also as 1/2" thermostatic set: Use 1.011096.V0T

18.30.071

Rough Valve Only

\$1235.00



1.00\_\_87T

### Trim Only for Wall Valve

MUST ORDER VALVE SEPARATELY

GI 169.00  
GII \$215.00  
GIII \$235.00  
GIV \$295.00

18.30.020

1/2" Shut-Off Rough Valve Only

\$125.00

18.30.023

3/4" Shut-Off Rough Valve Only

\$165.00

18.30.255

3 Port In-Wall Diverter Rough Valve Only  
(One inlet, two outlets with positive shut-off.)

\$295.00

18.30.253

4 Port In-Wall Diverter Rough Valve Only  
(One inlet, three outlets with positive shut-off.)

\$295.00

## Wall Valves

## Showerheads and Body Sprays

**For more Water Smart 2.0 gpm showerheads and other options, please refer to Showerheads tab.**



18.10.009	6 Plunger Deluxe Showerhead w/8" Arm & Std Flange	GI \$225.00 GII \$275.00 GIII \$309.00 GIV \$385.00
-----------	---	--



18.10.091	Multi-spray Showerhead w/8" Arm & Std Flange	GI \$215.00 GII \$279.00 GIII \$325.00 GIV \$405.00
-----------	--	--



18.10.063	Body Spray	GI \$149.00 GII \$195.00 GIII \$229.00 GIV \$335.00
-----------	------------	--



18.10.250	Wallmount Handshower Kit	GI \$375.00 GII \$449.00 GIII \$565.00 GIV \$729.00
	(Includes handshower wand, 60" spiral hose, waterway, swivel wall bracket & back flow preventer)	



18.10.274	Slidebar w/Handshower Kit	GI \$689.00 GII \$829.00 GIII \$935.00 GIV \$1339.00
	(Includes traditional sidebar, handshower wand, 60" spiral hose, waterway, swivel wall bracket & back flow preventer)	

## Series 07 Accessories for Salem (09), Windham (10)

Photos for all options are available on website.  
Metal button inserts available upon request.



Salem (09)



Windham (10)



1.07PH00	Paper Holder w/brackets	GI \$209.00 GII \$255.00 GIII \$289.00 GIV \$359.00
----------	-------------------------	--

# Series 300



1.07SP00

Single Post Paper Holder  
w/bracket

GI \$165.00  
GII \$199.00  
GIII \$225.00  
GIV \$279.00



1.07RH00

Robe Hook  
w/brackets


GI \$119.00  
GII \$155.00  
GIII \$209.00  
GIV \$259.00



1.07TR00

Towel Ring  
w/brackets

GI \$139.00  
GII \$185.00  
GIII \$235.00  
GIV \$295.00



1.07TB18

Towel Bar 18"  
w/brackets

GI \$205.00  
GII \$249.00  
GIII \$285.00  
GIV \$355.00

1.07TB24

Towel Bar 24"  
w/brackets

GI \$219.00  
GII \$265.00  
GIII \$299.00  
GIV \$375.00

1.07TB30

Towel Bar 30"  
w/brackets

GI \$229.00  
GII \$275.00  
GIII \$309.00  
GIV \$385.00



1.07AS00

Accessory Shelf  
w/brackets

GI \$315.00  
GII \$379.00  
GIII \$429.00  
GIV \$535.00

Photos for all options are available on website.  
Metal button inserts available upon request.



St. Michel (55)

Series 35 Accessories for  
St. Michel (55)



1.35PH00

Paper Holder  
w/brackets

GI \$205.00  
GII \$249.00  
GIII \$289.00  
GIV \$359.00



1.35SP00

Single Post Paper Holder  
w/bracket

GI \$149.00  
GII \$179.00  
GIII \$225.00  
GIV \$279.00



1.35RH00

Robe Hook  
w/brackets

GI \$105.00  
GII \$159.00  
GIII \$215.00  
GIV \$269.00



1.35TR00

Towel Ring  
w/brackets

GI \$129.00  
GII \$185.00  
GIII \$235.00  
GIV \$295.00



1.35TB18

Towel Bar 18"  
w/brackets

GI \$195.00  
GII \$235.00  
GIII \$285.00  
GIV \$355.00

1.35TB24

Towel Bar 24"  
w/brackets

GI \$209.00  
GII \$255.00  
GIII \$289.00  
GIV \$359.00

1.35TB30

Towel Bar 30"  
w/brackets

GI \$219.00  
GII \$265.00  
GIII \$299.00  
GIV \$375.00



1.35AS00

Accessory Shelf  
w/brackets

GI \$315.00  
GII \$349.00  
GIII \$385.00  
GIV \$479.00

Photos for all options are available on website.  
Metal button inserts available upon request.



Aria (01)

Series 18 Accessories for  
Aria (01)




1.18PH00

Paper Holder  
w/brackets

GI \$195.00  
GII \$235.00  
GIII \$265.00  
GIV \$465.00

# Series 300



1.18SP00

Single Post Paper Holder  
w/bracket

GI \$169.00  
GII \$199.00  
GIII \$239.00  
GIV \$359.00



1.18RH00

Robe Hook  
w/brackets

GI \$109.00  
GII \$155.00  
GIII \$209.00  
GIV \$279.00



1.18TR00

Towel Ring  
w/brackets

GI \$129.00  
GII \$175.00  
GIII \$219.00  
GIV \$339.00



1.18TB18

Towel Bar 18"  
w/brackets

GI \$189.00  
GII \$229.00  
GIII \$275.00  
GIV \$455.00

1.18TB24


Towel Bar 24"  
w/brackets

GI \$199.00  
GII \$239.00  
GIII \$289.00  
GIV \$455.00

1.18TB30

Towel Bar 30"  
w/brackets

GI \$215.00  
GII \$259.00  
GIII \$295.00  
GIV \$455.00



1.18AS00

Accessory Shelf  
w/brackets

GI \$315.00  
GII \$379.00  
GIII \$429.00  
GIV \$535.00

SERIES **350**



*Pillar style lavatory faucet*  
ST. MICHEL

BORDEAUX



LOIRE



MONTE CARLO



ORLEANS



ST. MICHEL



# Series 350



1.356408

Widespread Lav Set  
with Bordeaux Lever

Solid Brass Hand-pulled Loop Lever with Solid Brass  
Escutcheon and Separate Lined Base Rings

GI \$729.00  
GII \$835.00  
GIII \$989.00  
GIV \$1289.00



1.355608

Widespread Lav Set  
with Loire Lever

Solid Brass Lever Handle with  
Two-piece Escutcheon

GI \$729.00  
GII \$835.00  
GIII \$989.00  
GIV \$1289.00



1.355908

Widespread Lav Set  
with Monte Carlo Lever

Solid Brass Hex Lever Handle on Solid Brass  
Two-piece Escutcheon

GI \$729.00  
GII \$835.00  
GIII \$989.00  
GIV \$1289.00



1.355708

Widespread Lav Set  
with Orleans Lever

Porcelain Lever Handle on Solid Brass  
Two-piece Escutcheon

GI \$729.00  
GII \$835.00  
GIII \$989.00  
GIV \$1289.00



1.355508

Widespread Lav Set  
with St. Michel Cross Handle

Solid Brass Cross Handle with Ceramic Insert  
on Solid Brass Two-piece Escutcheon

GI \$729.00  
GII \$835.00  
GIII \$989.00  
GIV \$1289.00



1.3564034

Pillar Lav Set  
with Bordeaux Lever

Includes soft touch drain

GI \$829.00  
GII \$995.00  
GIII \$1155.00  
GIV \$1435.00



1.3556034

Pillar Lav Set  
with Loire Lever

Includes soft touch drain

GI \$829.00  
GII \$995.00  
GIII \$1155.00  
GIV \$1435.00



1.3559034

Pillar Lav Set  
with Monte Carlo Lever

Includes soft touch drain

GI \$829.00  
GII \$995.00  
GIII \$1155.00  
GIV \$1435.00



1.3557034

Pillar Lav Set  
with Orleans Lever

Includes soft touch drain

GI \$829.00  
GII \$995.00  
GIII \$1155.00  
GIV \$1435.00



1.3555034

Pillar Lav Set  
with St. Michel Lever

Includes soft touch drain

GI \$829.00  
GII \$995.00  
GIII \$1155.00  
GIV \$1435.00



1.3564035

Vessel Pillar Lav  
with Bordeaux Lever

Includes grid drain without overflow

8" center to center  
14-3/8" overall height  
11" aerator to deck

GI \$949.00  
GII \$1189.00  
GIII \$1379.00  
GIV \$1709.00



1.3556035

Vessel Pillar Lav  
with Loire Lever

Includes grid drain without overflow

8" center to center  
14-3/8" overall height  
11" aerator to deck

GI \$949.00  
GII \$1189.00  
GIII \$1379.00  
GIV \$1709.00



1.3559035

Vessel Pillar Lav  
with Monte Carlo Lever

Includes grid drain without overflow

8" center to center  
14-3/8" overall height  
11" aerator to deck

GI \$949.00  
GII \$1189.00  
GIII \$1379.00  
GIV \$1709.00

# Series 350



1.3557035

Vessel Pillar Lav  
with Orleans Lever

Includes grid drain without overflow

8" center to center  
14-3/8" overall height  
11" aerator to deck

GI \$949.00  
GII \$1189.00  
GIII \$1379.00  
GIV \$1709.00



1.3555035

Vessel Pillar Lav  
with St. Michel Cross Handle

Includes grid drain without overflow

8" center to center  
14-3/8" overall height  
11" aerator to deck

GI \$949.00  
GII \$1189.00  
GIII \$1379.00  
GIV \$1709.00

Photos for all options are available  
on website.



Bordeaux (64)



Loire (56)



Monte Carlo (59)



Orleans (57)



St. Michel (55)

Metal button inserts available upon  
request.



1.35\_ \_07ST

Wall/Vessel Lav Set **Trim**  
Includes soft touch drain & 7-3/4" Spout

**Note:** 10-3/4" Spout Extension Available: 1.35\_ \_07T

18.30.024

Rough Valve Kit Only

GI \$455.00  
GII \$549.00  
GIII \$619.00  
GIV \$769.00

\$325.00

## Roman Tub Options



1.35\_ \_77T

Roman Tub Set **Trim**  
(factory assembled nipple)

18.30.005

Rough Valve Kit

GI \$739.00  
GII \$889.00  
GIII \$1005.00  
GIV \$1249.00

\$359.00

# Series 350

Photos for all options are available on website.

Metal button inserts available upon request.



Bordeaux (64)



Loire (56)



Monte Carlo (59)



Orleans (57)



St. Michel (55)



1.35_93T	Roman Tub Set <b>Trim</b> with Deckmount Handshower and Diverter (factory assembled nipple)	GI	\$1079.00
		GII	\$1295.00
		GIII	\$1555.00
		GIV	\$1945.00
18.30.133	Rough Valve Kit		\$625.00

## Bidet



1.00_90	Bidet Set <b>Complete</b>	GI	\$935.00
		GII	\$1219.00
		GIII	\$1339.00
		GIV	\$1609.00

## Shower Options



1.00_42T	2 Valve Shower Set <b>Trim</b>	GI	\$539.00
		GII	\$649.00
		GIII	\$715.00
		GIV	\$889.00
18.30.008	Rough Valve Only (8" Center to Center)		\$349.00



1.35_33T	3 Valve Tub & Shower Set <b>Trim</b>	GI	\$815.00
		GII	\$1065.00
		GIII	\$1199.00
		GIV	\$1489.00
	<b>Note:</b> Extended Wall Spout Available: 18.17.017		
18.30.009	Rough Valve Only (10" Center to Center)		\$549.00

# Series 350

Photos for all options are available on website.

Metal button inserts available upon request.



Bordeaux (64)



Loire (56)



Monte Carlo (59)



Orleans (57)



St. Michel (55)



1.00\_\_64T

Pressure Balanced Shower Set **Trim**

GI \$539.00

GII \$649.00

GIII \$735.00

GIV \$915.00

18.30.061

Rough Valve Only w/Integral Stops

\$269.00



1.00\_\_67T

Pressure Balanced Shower by Shower Set **Trim**

GI \$375.00

GII \$449.00

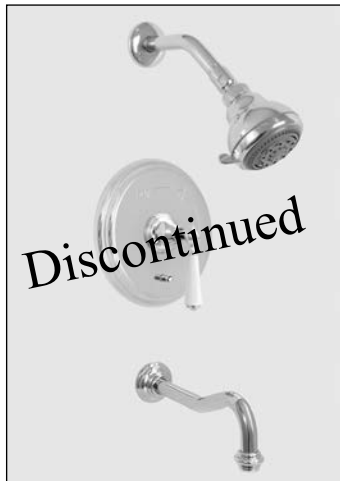
GIII \$509.00

GIV \$635.00

18.30.063

Rough Valve Only w/Integral Stops

\$ 335.00




~~1.35\_\_68T~~

~~Pressure Balanced Tub & Shower Set **Trim**~~

~~**Note:** Extended Wall Spout Available: 18.17.017~~

~~18.30.062~~

~~Rough Valve Only w/Integral Stops~~



1.0R\_\_50

E-Mini Thermostatic Set **Complete**  
3-3/4" Round Plate, 7.0 gpm @ 45 psi

1.0R\_\_50T

~~Trim Only w/Integral Stops~~

18.30.290

Rough Valve Only w/Integral Stops

**Discontinued**

**Note:** Separate Volume Control or Positive Diverter required to operate system.

# Series 350

Photos for all options are available on website.

Metal button inserts available upon request.



Bordeaux (64)



Loire (56)



Monte Carlo (59)



Orleans (57)



St. Michel (55)



1.0R\_51T

**Trim Only** for E-Mini Thermostatic Set  
w/Integrated Control - Round

GI \$275.00

GII \$329.00

GIII \$395.00

GIV \$489.00

**MUST ORDER VALVE SEPARATELY**

18.30.291

Rough Valve Only w/Volume Control and Integral Stops

\$379.00

- or -

18.30.292

Rough Valve Only w/Two-Way Diverter and Integral Stops

\$399.00



1.0S\_51T

**Trim Only** for E-Mini Thermostatic Set  
w/Integrated Control - Rectangle

GI \$325.00

GII \$389.00

GIII \$439.00

GIV \$545.00

**MUST ORDER VALVE SEPARATELY**

18.30.291

Rough Valve Only w/Volume Control and Integral Stops

\$379.00

- or -

18.30.292

Rough Valve Only w/Two-Way Diverter and Integral Stops

\$399.00

## 1/2" Thermostatic Sets



1.00\_96.V0T

1/2" Valve Trim, No Volume Control,  
14.5 gpm @ 45 psi

GI \$299.00

GII \$359.00

GIII \$405.00

GIV \$505.00

**Note:** Separate shut-offs required to operate system.

18.30.078

Rough Valve Only, No Volume Control

\$385.00



1.00\_96.V1T

1/2" Valve Trim, One Volume Control,  
(Single Outlet Top Only, Bottom Outlet on Request)  
14.5 gpm @ 45 psi

GI \$319.00

GII \$385.00

GIII \$435.00

GIV \$539.00

18.30.076

Rough Valve Only

\$415.00

# Series 350

Photos for all options are available on website.

Metal button inserts available upon request.



Bordeaux (64)



Loire (56)



Monte Carlo (59)



Orleans (57)



St. Michel (55)



1.00\_ \_96.V2T

1/2" Valve Trim, Two Volume Controls, 14.5 gpm @ 45 psi

GI \$349.00  
GII \$419.00  
GIII \$475.00  
GIV \$589.00

18.30.077

Rough Valve Only

\$449.00

## 3/4" Thermostatic Sets



1.00\_ \_97T

3/4" Valve Trim

Designed for 2 or more exits. With 56 psi this valve delivers a maximum of 14.28 gpm at the top exit and 11.10 gpm at the bottom exit. Remote ball valves recommended for maintenance.

GI \$299.00  
GII \$359.00  
GIII \$405.00  
GIV \$505.00

**Note:** Separate shut-offs required to operate system.

18.30.071

Rough Valve Only

\$1235.00



1.00\_ \_97DT

3/4" Valve Trim

Designed for 2 or more exits. With 56 psi this valve delivers a maximum of 14.28 gpm at the top exit and 11.10 gpm at the bottom exit. Valve includes integral stops. Shipped with 9" deluxe plate.

GI \$415.00  
GII \$499.00  
GIII \$565.00  
GIV \$705.00

**Note:** Separate shut-offs required to operate system.

18.30.171

Rough Valve Only w/Integral Stops

\$1425.00

## Wall Valves



1.00\_ \_87T

**Trim Only** for Wall Valve

GI \$169.00  
GII \$215.00  
GIII \$235.00  
GIV \$295.00

**MUST ORDER VALVE SEPARATELY**

18.30.020

1/2" Shut-Off Rough Valve Only

\$125.00

18.30.023

3/4" Shut-Off Rough Valve Only

\$165.00

18.30.255

3 Port In-Wall Diverter Rough Valve Only (One inlet, two outlets with positive shut-off.)

\$295.00

18.30.253

4 Port In-Wall Diverter Rough Valve Only (One inlet, three outlets with positive shut-off.)

\$295.00

## Showerheads and Body Sprays

*For more Water Smart 2.0 gpm showerheads and other options, please refer to Showerheads tab.*



18.10.009	6 Plunger Deluxe Showerhead w/8" Arm & Std Flange	GI \$225.00 GII \$275.00 GIII \$309.00 GIV \$385.00
-----------	---	--



18.10.091	Multi-spray Showerhead w/8" Arm & Std Flange	GI \$215.00 GII \$279.00 GIII \$325.00 GIV \$405.00
-----------	--	--



18.10.063	Body Spray	GI \$149.00 GII \$195.00 GIII \$229.00 GIV \$335.00
-----------	------------	--



18.10.250	Wallmount Handshower Kit  (Includes handshower wand, 60" spiral hose, waterway, swivel wall bracket & back flow preventer)	GI \$375.00 GII \$449.00 GIII \$565.00 GIV \$729.00
-----------	--	--



18.10.274	Slidebar w/Handshower Kit  (Includes traditional slidebar, handshower wand, 60" spiral hose, waterway, swivel wall bracket & back flow preventer)	GI \$689.00 GII \$829.00 GIII \$935.00 GIV \$1339.00
-----------	---	---




Bordeaux (64)

Series 22 Accessories  
for Bordeaux (64)



1.22PH00	Paper Holder w/brackets	GI \$199.00 GII \$239.00 GIII \$269.00 GIV \$335.00
----------	----------------------------	--

# Series 350



1.22SP00

Single Post Paper Holder  
w/bracket

GI \$165.00  
GII \$199.00  
GIII \$225.00  
GIV \$279.00



1.22RH00

Robe Hook  
w/brackets


GI \$135.00  
GII \$179.00  
GIII \$245.00  
GIV \$305.00



1.22TR00

Towel Ring  
w/brackets

GI \$155.00  
GII \$205.00  
GIII \$259.00  
GIV \$325.00



1.22TB18

Towel Bar 18"  
w/brackets

GI \$199.00  
GII \$239.00  
GIII \$269.00  
GIV \$335.00

1.22TB24


Towel Bar 24"  
w/brackets

GI \$215.00  
GII \$259.00  
GIII \$295.00  
GIV \$369.00

1.22TB30

Towel Bar 30"  
w/brackets

GI \$225.00  
GII \$269.00  
GIII \$305.00  
GIV \$379.00



1.22AS00

Accessory Shelf  
w/brackets

GI \$339.00  
GII \$409.00  
GIII \$465.00  
GIV \$579.00

## Series 35 Accessories for Loire (56), Monte Carlo (59), Orleans (57), and St. Michel (55)

Photos for all options are available on website.

Metal button inserts available upon request.



Loire (56)



Monte Carlo (59)



Orleans (57)



St. Michel (55)



1.35PH00

Paper Holder  
w/brackets

GI \$205.00  
GII \$249.00  
GIII \$289.00  
GIV \$359.00



1.35SP00

Single Post Paper Holder  
w/bracket

GI \$149.00  
GII \$179.00  
GIII \$225.00  
GIV \$279.00



1.35RH00

Robe Hook  
w/brackets

GI \$105.00  
GII \$159.00  
GIII \$215.00  
GIV \$269.00



1.35TR00

Towel Ring  
w/brackets

GI \$129.00  
GII \$185.00  
GIII \$235.00  
GIV \$295.00



1.35TB18

Towel Bar 18"  
w/brackets

GI \$195.00  
GII \$235.00  
GIII \$285.00  
GIV \$355.00

1.35TB24

Towel Bar 24"  
w/brackets

GI \$209.00  
GII \$255.00  
GIII \$289.00  
GIV \$359.00

1.35TB30

Towel Bar 30"  
w/brackets

GI \$219.00  
GII \$265.00  
GIII \$299.00  
GIV \$375.00



1.35AS00

Accessory Shelf  
w/brackets

GI \$315.00  
GII \$349.00  
GIII \$385.00  
GIV \$479.00



SERIES 400



Charlotte



Charlotte Elite



Lexington



New Hampton



Portofino



Portsmouth



# Series 400



1.400408

Widespread Lav Set  
with Charlotte Lever Handle

Solid Brass Curved Lever and Escutcheon  
with Separate Lined Base Ring

GI \$649.00  
GII \$779.00  
GIII \$879.00  
GIV \$1089.00



1.400508

Widespread Lav Set  
with Charlotte Elite Lever Handle

Solid Brass Curved Lever and Escutcheon  
with Separate Roped Base Ring

GI \$649.00  
GII \$779.00  
GIII \$879.00  
GIV \$1089.00



1.400308

Widespread Lav Set  
with Lexington Lever Handle

Solid Brass Lever and Escutcheon  
with Separate Lined Base Ring

GI \$649.00  
GII \$779.00  
GIII \$879.00  
GIV \$1089.00



1.404308

Widespread Lav Set  
with New Hampton Lever Handle

Solid Brass Spout with Ceramic Lever and Solid Brass  
Escutcheon with Separate Lined Base Rings

GI \$649.00  
GII \$779.00  
GIII \$879.00  
GIV \$1089.00



1.406308

~~Widespread Lav Set  
with Portofino crystal Lever Handle~~

~~Solid Brass Spout with Crystal Lever and Solid Brass  
Escutcheon with Separate Lined Base Ring~~

**Discontinued**



1.400608

Widespread Lav Set  
with Portsmouth Cross Handle

Solid Brass Cross Handle with Ceramic Insert and  
Solid Brass Escutcheon with Separate Lined Base Ring

GI \$649.00  
GII \$779.00  
GIII \$879.00  
GIV \$1089.00

Photos for all options are available on website.  
Metal button inserts available upon request.



Charlotte (04)



Charlotte Elite (05)



Lexington (03)



Portofino - crystal (63)



New Hampton (43)



Portsmouth (06)

## Roman Tub Options



1.40\_ \_77T

Roman Tub Set **Trim** (quick connect)

GI \$655.00

GII \$789.00

GIII \$889.00

GIV \$1105.00

18.30.006

Rough Valve Kit (quick connect)

\$359.00



1.40\_ \_93T

Roman Tub Set **Trim** with Deckmount Handshower and Diverter (quick connect)

GI \$1005.00

GII \$1209.00

GIII \$1455.00

GIV \$1819.00

18.30.134

Rough Valve Kit (quick connect)

\$625.00

## Bidet



1.00\_ \_90

Bidet Set **Complete**

GI \$925.00

GII \$1205.00

GIII \$1325.00

GIV \$1589.00

# Series 400

Photos for all options are available on website.  
Metal button inserts available upon request.



Charlotte (04)



Charlotte Elite (05)



Lexington (03)



Portofino - crystal (63)



New Hampton (43)



Portsmouth (06)

## Shower Options



1.00\_ \_42T

2 Valve Shower Set **Trim**

GI \$585.00  
GII \$705.00  
GIII \$779.00  
GIV \$969.00

18.30.008

Rough Valve Only (8" Center to Center)

\$349.00



1.40\_ \_33T

3 Valve Tub & Shower Set **Trim**

GI \$815.00  
GII \$1065.00  
GIII \$1199.00  
GIV \$1489.00

18.30.009

Rough Valve Only (10" Center to Center)

\$549.00

**Note:** Extended Wall Spout available 18.17.003  
(Base ring sold separately)



1.00\_ \_64T

Pressure Balanced Shower Set **Trim**

GI \$479.00  
GII \$575.00  
GIII \$649.00  
GIV \$805.00

18.30.061

Rough Valve Only w/Integral Stops

\$269.00

Photos for all options are available on website.  
Metal button inserts available upon request.



Charlotte (04)



Charlotte Elite (05)



Lexington (03)



Portofino - crystal (63)



New Hampton (43)



Portsmouth (06)



1.00\_67T

Pressure Balanced Shower by Shower Set **Trim**

GI \$315.00

GII \$379.00

GIII \$429.00

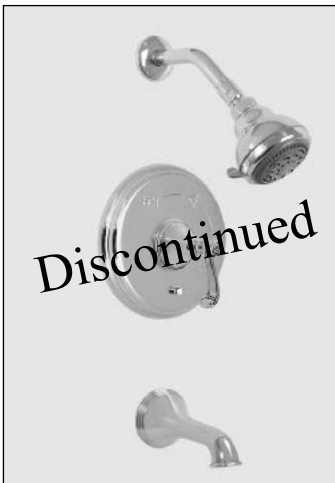
GIV \$535.00

18.30.063

Rough Valve Only w/Two-Way Diverter and Integral Stops

\$ 335.00

**NOTE:** MUST purchase Showerhead, Arm, Flange, and other options separately.



1.40\_68T

Pressure Balanced Tub & Shower Set **Trim**

**Note:** Extended Wall Spout Available: 18.17.003 (Base ring sold separately)

18.30.062

Rough Valve Only w/Integral stops



1.0R\_50

E-Mini Thermostatic Set **Complete**  
3-3/4" Round Plate, 7.0 gpm @ 45 psi

1.0R\_50

Trim Only for 1.0R\_50

**Note:** Separate Volume Control or Positive Diverter required to operate system.

18.30.290

Rough Valve Only w/Integral Stops

**Discontinued**

# Series 400

Photos for all options are available on website.  
Metal button inserts available upon request.



Charlotte (04)



Charlotte Elite (05)



Lexington (03)



Portofino - crystal (63)



New Hampton (43)



Portsmouth (06)

Discontinued



1.0R\_51T

**Trim Only** for E-Mini Thermostatic Set  
w/Integrated Control - Round

GI \$275.00  
GII \$329.00  
GIII \$395.00  
GIV \$489.00

MUST ORDER VALVE SEPARATELY

18.30.291

Rough Valve Only w/Volume Control and Integral Stops

\$379.00

- or -

18.30.292

Rough Valve Only w/Two-Way Diverter and Integral Stops

\$399.00



1.0S\_51T

**Trim Only** for E-Mini Thermostatic Set  
w/Integrated Control - Rectangle

GI \$325.00  
GII \$389.00  
GIII \$439.00  
GIV \$545.00

MUST ORDER VALVE SEPARATELY

18.30.291

Rough Valve Only w/Volume Control and Integral Stops

\$379.00

- or -

18.30.292

Rough Valve Only w/Two-Way Diverter and Integral Stops

\$399.00

## 1/2" Thermostatic Sets



1.00\_96.V0T

1/2" Valve Trim, No Volume Control,  
14.5 gpm @ 45 psi

GI \$299.00  
GII \$359.00  
GIII \$405.00  
GIV \$505.00

**Note:** Separate shut-offs required to operate system.

18.30.078

Rough Valve Only, No Volume Control

\$385.00

Photos for all options are available on website.  
Metal button inserts available upon request.



Charlotte (04)



Charlotte Elite (05)



Lexington (03)



Portofino - crystal (63)



New Hampton (43)



Portsmouth (06)




1.00\_\_96.V1T 1/2" Valve Trim, One Volume Control,  
(Single Outlet Top Only, Bottom Outlet on Request)  
14.5 gpm @ 45 psi

GI \$319.00  
GII \$385.00  
GIII \$435.00  
GIV \$539.00

18.30.076 Rough Valve Only

\$415.00



1.00\_\_96.V2T 1/2" Valve Trim, Two Volume Controls,  
14.5 gpm @ 45 psi

GI \$349.00  
GII \$419.00  
GIII \$475.00  
GIV \$589.00

18.30.077 Rough Valve Only

\$449.00

## 3/4" Thermostatic Sets



1.00\_\_97T 3/4" Valve Trim  
Designed for 2 or more exits. With 56 psi this valve delivers  
a maximum of 14.28 gpm at the top exit and 11.10 gpm at the  
bottom exit. Remote ball valves recommended for maintenance.

GI \$299.00  
GII \$359.00  
GIII \$405.00  
GIV \$505.00

**Note:** Separate shut-offs required to operate system.

18.30.071 Rough Valve Only

\$1235.00

# Series 400

Photos for all options are available on website.  
Metal button inserts available upon request.



Charlotte (04)



Charlotte Elite (05)



Lexington (03)



Portofino - crystal (63)



New Hampton (43)



Portsmouth (06)



1.00\_ \_97DT

**3/4" Valve Trim**

Designed for 2 or more exits. With 56 psi this valve delivers a maximum of 14.28 gpm at the top exit and 11.10 gpm at the bottom exit. Valve includes integral stops. Shipped with 9" deluxe plate.

**Note:** Separate shut-offs required to operate system.

GI \$415.00  
GII \$499.00  
GIII \$565.00  
GIV \$705.00

18.30.171

Rough Valve Only w/Integral Stops

\$1425.00



1.00\_ \_87T

**Trim Only** for Wall Valve

**MUST ORDER VALVE SEPARATELY**

GI \$159.00  
GII \$205.00  
GIII \$225.00  
GIV \$279.00

18.30.020

1/2" Shut-Off Rough Valve Only

\$125.00

18.30.023

3/4" Shut-Off Rough Valve Only

\$165.00

18.30.255

3 Port In-Wall Diverter Rough Valve Only  
(One inlet, two outlets with positive shut-off.)

\$295.00

18.30.253

4 Port In-Wall Diverter Rough Valve Only  
(One inlet, three outlets with positive shut-off.)

\$295.00

# Series 400

## Showerheads and Body Sprays

*For more Water Smart 2.0 gpm showerheads and other options, please refer to Showerheads tab.*



18.10.009	6 Plunger Deluxe Showerhead w/8" Arm & Std Flange	GI \$225.00 GII \$275.00 GIII \$309.00 GIV \$385.00
-----------	---	--



18.10.091	Multi-spray Showerhead w/8" Arm & Std Flange	GI \$215.00 GII \$279.00 GIII \$325.00 GIV \$405.00
-----------	--	--



18.10.063	Body Spray	GI \$149.00 GII \$195.00 GIII \$229.00 GIV \$335.00
-----------	------------	--



18.10.250	Wallmount Handshower Kit  (Includes handshower wand, 60" spiral hose, waterway, swivel wall bracket & back flow preventer)	GI \$375.00 GII \$449.00 GIII \$565.00 GIV \$729.00
-----------	---	--



18.10.274	Slidebar w/Handshower Kit  (Includes traditional slidebar, handshower wand, 60" spiral hose, waterway, swivel wall bracket & back flow preventer)	GI \$689.00 GII \$829.00 GIII \$935.00 GIV \$1339.00
-----------	---	---

# Series 400

## Series 01 Accessories for Charlotte (04), Lexington(03), New Hampton (43), Portsmouth (06)

Photos for all options are available on website.  
Metal button inserts available upon request.



Charlotte (04)



Lexington (03)



New Hampton (43)



Portsmouth (06)



1.01PH00

Paper Holder  
w/brackets

GI \$195.00  
GII \$235.00  
GIII \$275.00  
GIV \$329.00



1.01SP00

Single Post Paper Holder  
w/bracket

GI \$149.00  
GII \$179.00  
GIII \$225.00  
GIV \$269.00



1.01RH00

Robe Hook  
w/brackets


GI \$115.00  
GII \$175.00  
GIII \$239.00  
GIV \$289.00



1.01TR00

Towel Ring  
w/brackets

GI \$145.00  
GII \$205.00  
GIII \$259.00  
GIV \$315.00



1.01TB18

Towel Bar 18"  
w/brackets

GI \$185.00  
GII \$225.00  
GIII \$269.00  
GIV \$325.00

1.01TB24


Towel Bar 24"  
w/brackets

GI \$195.00  
GII \$235.00  
GIII \$285.00  
GIV \$345.00

1.01TB30

Towel Bar 30"  
w/brackets

GI \$209.00  
GII \$255.00  
GIII \$289.00  
GIV \$349.00



1.01AS00

Accessory Shelf  
w/brackets

GI \$339.00  
GII \$375.00  
GIII \$415.00  
GIV \$459.00

Photos for all options are available on website.



Charlotte Elite (05)

Series 44 Accessories  
for Charlotte Elite (05)



1.44PH00

Paper Holder  
w/brackets

GI \$195.00  
GII \$235.00  
GIII \$275.00  
GIV \$329.00



1.44SP00

Single Post Paper Holder  
w/bracket

GI \$149.00  
GII \$179.00  
GIII \$225.00  
GIV \$269.00



1.44RH00

Robe Hook  
w/brackets

GI \$115.00  
GII \$175.00  
GIII \$239.00  
GIV \$289.00




1.44TR00

Towel Ring  
w/brackets

GI \$145.00  
GII \$205.00  
GIII \$259.00  
GIV \$315.00

# Series 400



1.44TB18	Towel Bar 18" w/brackets	GI \$185.00 GII \$225.00 GIII \$269.00 GIV \$325.00
1.44TB24	Towel Bar 24" w/brackets	GI \$195.00 GII \$235.00 GIII \$285.00 GIV \$345.00
1.44TB30	Towel Bar 30" w/brackets	GI \$209.00 GII \$255.00 GIII \$289.00 GIV \$349.00



1.44AS00	Accessory Shelf w/brackets	GI \$339.00 GII \$375.00 GIII \$415.00 GIV \$459.00
----------	-------------------------------	--

Photos for all options are available on website.



Portofino - crystal (63)

## Series 22 Accessories



1.22PH00	Paper Holder w/brackets	GI \$199.00 GII \$239.00 GIII \$269.00 GIV \$335.00
----------	----------------------------	--



1.22SP00	Single Post Paper Holder w/bracket	GI \$165.00 GII \$199.00 GIII \$225.00 GIV \$279.00
----------	---------------------------------------	--




1.22RH00	Robe Hook w/brackets	GI \$135.00 GII \$179.00 GIII \$245.00 GIV \$305.00
----------	-------------------------	--



1.22TR00

Towel Ring  
w/brackets

GI \$155.00  
GII \$205.00  
GIII \$259.00  
GIV \$325.00



1.22TB18 Towel Bar 18"  
w/brackets


GI \$199.00  
GII \$239.00  
GIII \$269.00  
GIV \$335.00

1.22TB24 Towel Bar 24"  
w/brackets

GI \$215.00  
GII \$259.00  
GIII \$295.00  
GIV \$369.00

1.22TB30 Towel Bar 30"  
w/brackets

GI \$225.00  
GII \$269.00  
GIII \$305.00  
GIV \$379.00



1.22AS00

Accessory Shelf  
w/brackets

GI \$339.00  
GII \$409.00  
GIII \$465.00  
GIV \$579.00

## Selected Options



1.02\_11

Single-hole T-Body Bar Faucet  
Swivel Spout, 6-1/2" center to center, 13-3/4" overall height

GI \$625.00  
GII \$749.00  
GIII \$865.00  
GIV \$1075.00



SERIES **510**



*Lavatory faucet*  
LISSE

LIRA



LISSE



MAYA



# Series 510



1.518008

Widespread Lav Set  
with Maya Lever

GI \$765.00  
GII \$919.00  
GIII \$1035.00  
GIV \$1285.00



1.518208

Widespread Lav Set  
with Lira Cross Handle

GI \$765.00  
GII \$919.00  
GIII \$1035.00  
GIV \$1285.00



1.518308

Widespread Lav Set  
with Lisse Lever

GI \$829.00  
GII \$995.00  
GIII \$1119.00  
GIV \$1389.00

Photos for all options are available on website.



Maya (80)  
16 pt.



Lira (82)  
16 pt.



Lisse (83)  
20 pt.

*Note: Valving varies for Lisse selections on certain products - please look for separate listing for Lisse product that requires a different valve.*

## Wall / Vessel Lav Set



1.51\_07T

Wall/Vessel Lav Set **Trim**  
for Maya (80), Lira (82)

GI \$549.00  
GII \$659.00  
GIII \$745.00  
GIV \$925.00

Includes soft touch drain

18.30.024

Rough Valve Only

\$325.00



1.518307T

Wall/Vessel Lav Set **Trim**  
for Lisse (83)

GI \$575.00  
GII \$689.00  
GIII \$779.00  
GIV \$969.00

Includes soft touch drain

78.30.024

Rough Valve Only

\$325.00

Photos for all options are available on website.



Maya (80)  
16 pt.



Lira (82)  
16 pt.



Lisse (83)  
20 pt.

## Roman Tub Options



1.51\_\_77T

Roman Tub Set **Trim** (quick connect) for  
Maya (80), Lira (82)

GI \$779.00  
GII \$935.00  
GIII \$1055.00  
GIV \$1309.00

18.30.006

Rough Valve Only (quick connect)

\$359.00



1.518377T

Roman Tub Set **Trim** (quick connect)  
for Lisse (83)

GI \$779.00  
GII \$935.00  
GIII \$1055.00  
GIV \$1309.00

78.30.006

Rough Valve Only (quick connect)

\$359.00



1.51\_\_93T


Roman Tub Set **Trim** with Deckmount  
Handshower and Diverter (quick connect)  
for Maya (80), Lira (82)

GI \$1229.00  
GII \$1475.00  
GIII \$1659.00  
GIV \$2059.00

18.30.134

Rough Valve Kit (quick connect)

\$ 625.00



1.518393T

Roman Tub Set **Trim** w/Deckmount Hand-  
shower and Diverter (quick connect)  
for Lisse (83)

GI \$1229.00  
GII \$1475.00  
GIII \$1659.00  
GIV \$2059.00

78.30.136

Rough Valve Kit (quick connect)

\$ 625.00

# Series 510

Photos for all options are available on website.



Maya (80)  
16 pt.



Lira (82)  
16 pt.



Lisse (83)  
20 pt.

## Bidet



1.00\_ \_90 **Bidet Set Complete**  
for Maya (80), Lira (82), Lisse (83)

GI \$985.00  
GII \$1285.00  
GIII \$1409.00  
GIV \$1689.00

## Shower Options



1.00\_ \_64MT **Pressure Balanced Shower Set Trim**  
for Maya (80), Lira (82), Lisse (83)

GI \$619.00  
GII \$745.00  
GIII \$839.00  
GIV \$1045.00

18.30.061 **Rough Valve Only w/Integral Stops**

\$ 269.00




1.00\_ \_67T **Pressure Balanced Shower by Shower Set Trim**  
for Maya (80), Lira (82), Lisse (83)  
**Note:** Must purchase showerhead, arm & flange options  
and handshower options separately. For options, refer to  
Showerheads tab.

GI \$379.00  
GII \$455.00  
GIII \$515.00  
GIV \$639.00

18.30.063 **Rough Valve Only w/Integral Stops**

\$ 335.00



4.51\_ \_68MT **Pressure Balanced Tub & Shower Set Trim**  
for Maya (80), Lira (82), Lisse (83)

18.30.062 **Rough Valve Only w/Integral Stops**

**Discontinued**

Photos for all options are available on website.



Maya (80)  
16 pt.



Lira (82)  
16 pt.



Lisse (83)  
20 pt.

## E-Mini Thermostatic Sets



1.0R\_\_50 E-Mini Thermostatic Set **Complete**  
for Maya (80), Lira (82), Lisse (83)  
3-3/4" Round Plate, 7.0 gpm @ 45 psi

1.0R\_\_50T **Trim Only** (see above)

# Discontinued

**Note:** Separate Volume Control or Positive Diverter required to operate system.

18.30.290 Rough Valve Only w/Integral Stops



1.0R\_\_51T **Trim Only** for E-Mini Thermostatic Set  
w/Integrated Control - Round  
for Maya (80), Lira (82), Lisse (83)

MUST ORDER VALVE SEPARATELY

GI \$329.00  
GII \$395.00  
GIII \$475.00  
GIV \$589.00

18.30.291 Rough Valve Only w/Volume Control and Integral Stops

\$379.00

- or -

18.30.292 Rough Valve Only w/Two-Way Diverter and Integral Stops

\$399.00



1.0S\_\_51T **Trim Only** for E-Mini Thermostatic Set  
w/Integrated Control - Rectangle  
for Maya (80), Lira (82), Lisse (83)

MUST ORDER VALVE SEPARATELY

GI \$325.00  
GII \$389.00  
GIII \$439.00  
GIV \$545.00

18.30.291 Rough Valve Only w/Volume Control and Integral Stops

\$379.00

- or -

18.30.292 Rough Valve Only w/Two-Way Diverter and Integral Stops

\$399.00

## 1/2" Thermostatic Sets



1.05\_\_96.V0T 1/2" Thermo Valve Trim, No Volume Control,  
for Maya (80), Lira (82), Lisse (83)  
14.3 gpm @ 45 psi

**Note:** Separate shut-offs required to operate system.

GI \$365.00  
GII \$439.00  
GIII \$495.00  
GIV \$615.00

18.30.078 Rough Valve Only w/Integral Stops

\$385.00

# Series 510

Photos for all options are available on website.



Maya (80)  
16 pt.



Lira (82)  
16 pt.



Lisse (83)  
20 pt.



1.05\_\_96.V1T 1/2" Thermo Valve Trim, One Volume Control,  
for Maya (80), Lira (82), Lisse (83) **Trim Only**  
(Single Outlet Top Only, Bottom Outlet on Request)  
14.5 gpm @ 45 psi

GI \$399.00  
GII \$479.00  
GIII \$539.00  
GIV \$669.00

18.30.076 Rough Valve Only w/Integral Stops

\$415.00



1.05\_\_96.V2T 1/2" Thermo Valve Trim, Two Volume Controls,  
for Maya (80), Lira (82), Lisse (83) **Trim Only**  
14.5 gpm @ 45 psi

GI \$435.00  
GII \$525.00  
GIII \$595.00  
GIV \$739.00

18.30.077 Rough Valve Only w/Integral Stops

\$449.00

## 3/4" Thermostatic Sets



1.05\_\_97T 3/4" Valve **Trim**  
for Maya (80), Lira (82), Lisse (83)  
Designed for 2 or more exits. With 56 psi this valve delivers  
a maximum of 14.28 gpm at the top exit and 11.10 gpm at the  
bottom exit. Remote ball valves recommended for maintenance.

GI \$355.00  
GII \$429.00  
GIII \$485.00  
GIV \$605.00

**Note:** Separate shut-offs required to operate system.

18.30.071 Rough Valve Only

\$1235.00



1.06\_\_97DT 3/4" Valve **Trim**  
for Maya (80), Lira (82), Lisse (83)  
Designed for 2 or more exits. With 56 psi this valve delivers  
a maximum of 14.28 gpm at the top exit and 11.10 gpm at  
the bottom exit. Valve includes integral stops.

GI \$415.00  
GII \$499.00  
GIII \$565.00  
GIV \$705.00

**Note:** Separate shut-offs required to operate system.

18.30.171 Rough Valve Only w/Integral Stops

\$1425.00

Photos for all options are available on website.



Maya (80)  
16 pt.



Lira (82)  
16 pt.



Lisse (83)  
20 pt.

## Wall Valves



1.00\_ \_87T

**Trim Only** for Wall Valve  
for Maya (80), Lira (82)

GI \$155.00  
GII \$199.00  
GIII \$219.00  
GIV \$275.00

18.30.020

1/2" Shut-Off Rough Valve Only

\$125.00

18.30.023

3/4" Shut-Off Rough Valve Only

\$165.00

18.30.255

3 Port In-Wall Diverter Rough Valve Only  
(One inlet, two outlets with positive shut-off.)

\$295.00

18.30.253

4 Port In-Wall Diverter Rough Valve Only  
(One inlet, three outlets with positive shut-off.)

\$295.00



1.008387T

**Trim Only** for Wall Valve  
for Lisse (83)

GI \$155.00  
GII \$199.00  
GIII \$219.00  
GIV \$275.00

78.30.020

1/2" Shut-Off Rough Valve Only

\$125.00

78.30.023

3/4" Shut-Off Rough Valve Only

\$165.00

78.30.255

3 Port In-Wall Diverter Rough Valve Only  
(One inlet, two outlets with positive shut-off.)

\$269.00

78.30.253

4 Port In-Wall Diverter Rough Valve Only  
(One inlet, three outlets with positive shut-off.)

\$295.00

**For more Water Smart 2.0 gpm showerheads and other options, please refer to Showerheads tab.**

## Showerheads



18.10.009

6 Plunger Deluxe Showerhead w/8" Arm & Std Flange

GI \$225.00  
GII \$275.00  
GIII \$309.00  
GIV \$385.00



18.10.091

Multi-Spray Showerhead w/8" Arm & Std Flange

GI \$215.00  
GII \$279.00  
GIII \$325.00  
GIV \$405.00



18.10.037

6" x 7" Rectangular Showerhead with swivel  
Easy Clean Jets, 1/2" NPT

GI \$349.00  
GII \$419.00  
GIII \$475.00  
GIV \$609.00


# Series 510



18.10.042

7" Round Showerhead with swivel  
Easy Clean Jets, 1/2" NPT

GI \$379.00  
GII \$455.00  
GIII \$515.00  
GIV \$695.00



18.10.131

7" Round Showerhead w/ 19" x 4" Shower Arm  
& Square Flange, Easy Clean Jets

GI \$495.00  
GII \$595.00  
GIII \$669.00  
GIV \$835.00



18.10.124

Round Body Spray w/Square Flange,  
Easy Clean Jets, Adjustable, 1/2" NPT

GI \$189.00  
GII \$229.00  
GIII \$259.00  
GIV \$329.00



18.10.129

Square Body Spray w/Square Flange,  
Easy Clean Jets, Adjustable, 1/2" NPT

GI \$189.00  
GII \$229.00  
GIII \$259.00  
GIV \$329.00

## Handshower Options



18.10.132

Square Contemporary Slidebar and Handshower Kit  
  
(Includes square contemporary slidebar, contemporary  
handshower wand, 60" spiral hose, waterway, & back flow  
preventer)

GI \$1025.00  
GII \$1315.00  
GIII \$1605.00  
GIV \$1995.00



18.10.135

Square Contemporary Wallmount Handshower Kit  
  
(Includes handshower wand, 60" spiral hose, waterway,  
wall bracket & back flow preventer)

GI \$599.00  
GII \$769.00  
GIII \$925.00  
GIV \$1149.00

## Series 51 Accessories for Maya (80), Lira (82), Lisse (83)

Photos for all options are available on website.



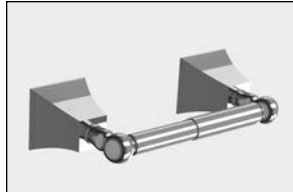
Maya (80)  
16 pt.



Lira (82)  
16 pt.



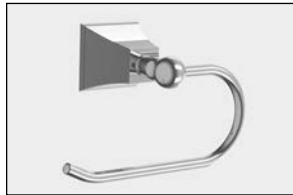
Lisse (83)  
20 pt.



1.51PH00

Paper Holder  
w/Bracket

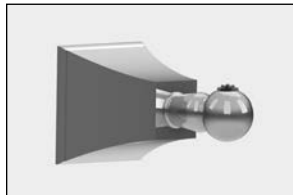
GI \$225.00  
GII \$269.00  
GIII \$305.00  
GIV \$379.00



1.51SP00

Single Post Paper Holder  
w/Bracket

GI \$165.00  
GII \$199.00  
GIII \$239.00  
GIV \$299.00



1.51RH00

Robe Hook w/Bracket


GI \$119.00  
GII \$155.00  
GIII \$209.00  
GIV \$259.00



1.51TR00

Towel Ring w/Bracket

GI \$139.00  
GII \$185.00  
GIII \$235.00  
GIV \$295.00



1.51TB18

18" Towel Bar w/Brackets

GI \$215.00  
GII \$259.00  
GIII \$325.00  
GIV \$405.00

1.51TB24

24" Towel Bar w/Brackets

GI \$225.00  
GII \$269.00  
GIII \$305.00  
GIV \$379.00

1.51TB30

30" Towel Bar w/Brackets

GI \$239.00  
GII \$289.00  
GIII \$329.00  
GIV \$409.00



SERIES **620**



*Lavatory faucet*  
MODERNE X

MODERNE



MODERNE X



# Series 620



1.629308

Widespread Lav Set  
with Moderne Lever

GI \$785.00  
GII \$1019.00  
GIII \$1125.00  
GIV \$1395.00

Brass Lever Handle with Solid Brass  
Escutcheon and Separate Base Ring



1.629408

Widespread Lav Set  
with Moderne X Cross Handle

GI \$785.00  
GII \$1019.00  
GIII \$1125.00  
GIV \$1395.00

Brass Cross Handle with Solid Brass  
Escutcheon and Separate Base Ring

Photos for all options are available  
on website.



Moderne (93)



Moderne X (94)

## Roman Tub Options



1.62\_\_77T

Roman Tub Set **Trim** (quick connect)

GI \$955.00  
GII \$1149.00  
GIII \$1295.00  
GIV \$1609.00

18.30.006

Rough Valve Kit (quick connect)

\$359.00



1.62\_\_93T

Roman Tub Set **Trim** with Deckmount  
Handshower and Diverter (quick connect)

GI \$1349.00  
GII \$1619.00  
GIII \$1825.00  
GIV \$2265.00

18.30.134

Rough Valve Kit (quick connect)

\$625.00

## Bidet



1.00\_\_90

Bidet Set **Complete**

GI \$945.00  
GII \$1229.00  
GIII \$1355.00  
GIV \$1625.00

## Shower Options

**Note:** 2 Valve & 3 Valve Sets available as Special Order. Please contact Customer Service.



1.00\_\_64T

Pressure Balanced Shower Set **Trim**

GI \$569.00  
GII \$685.00  
GIII \$755.00  
GIV \$945.00

18.30.061

Rough Valve Only w/Integral Stops

\$269.00

Photos for all options are available on website.




Moderne (93)



Moderne X (94)



1.00_67T	Pressure Balanced Shower by Shower Set <b>Trim</b>	GI \$415.00
	<b>NOTE:</b> MUST purchase Showerhead, Arm, Flange, and other options separately.	GII \$499.00
		GIII \$549.00
		GIV \$689.00
18.30.063	Rough Valve Only w/Two-Way Diverter and Integral Stops	\$ 335.00



4.62_68T	Pressure Balanced Tub & Shower Set <b>Trim</b>
18.30.062	Rough Valve Only w/Integral Stops

## E-Mini Thermostatic Sets



1.0R\_50 E-Mini Thermostatic Set **Complete**  
3-3/4" Round Plate, 7.0 gpm @ 45 psi

1.0R\_50T **Trim Only for a Valve**  
**Note:** Separate Volume Control or Positive Diverter required to operate system.

18.30.290 Rough Valve Only w/Integral Stops



1.0R_51T	<b>Trim Only</b> for E-Mini Thermostatic Set w/Integrated Control - Round	GI \$275.00
		GII \$329.00
		GIII \$395.00
	<b>MUST ORDER VALVE SEPARATELY</b>	GIV \$489.00

18.30.291 Rough Valve Only w/Volume Control and Integral Stops \$379.00

- or -

18.30.292 Rough Valve Only w/Two-Way Diverter and Integral Stops \$399.00

# Series 620

Photos for all options are available on website.



Moderne (93)



Moderne X (94)



1.0S_ _51T	<b>Trim Only</b> for E-Mini Thermostatic Set w/Integrated Control - Rectangle	GI \$325.00 GII \$389.00 GIII \$439.00 GIV \$545.00
	<b>MUST ORDER VALVE SEPARATELY</b>	

18.30.291	Rough Valve Only w/Volume Control and Integral Stops	\$379.00
-----------	--	----------

- or -

18.30.292	Rough Valve Only w/Two-Way Diverter and Integral Stops	\$399.00
-----------	--	----------

## 1/2" Thermostatic Sets



1.00_ _96.V0T	1/2" Thermo Trim, No Volume Control, 14.5 gpm @ 45 psi	GI \$305.00 GII \$369.00 GIII \$445.00 GIV \$555.00
	<b>Note:</b> Separate shut-offs required to operate system.	

18.30.078	Rough Valve Only, No Volume Control	\$385.00
-----------	-------------------------------------	----------



1.00_ _96.V1T	1/2" Thermo Trim One Volume Control, (Single Outlet Top Only, Bottom Outlet on Request) 14.5 gpm @ 45 psi	GI \$319.00 GII \$385.00 GIII \$465.00 GIV \$579.00
---------------	---	--

18.30.076	Rough Valve Only	\$415.00
-----------	------------------	----------



1.00_ _96.V2T	1/2" Thermo Trim, Two Volume Controls, 14.5 gpm @ 45 psi	GI \$349.00 GII \$419.00 GIII \$495.00 GIV \$615.00
---------------	--	--

18.30.077	Rough Valve Only	\$449.00
-----------	------------------	----------

## 3/4" Thermostatic Sets



1.00_ _97T	3/4" Thermo Trim Designed for 2 or more exits. With 56 psi this valve delivers a maximum of 14.28 gpm at the top exit and 11.10 gpm at the bottom exit. Remote ball valves recommended for maintenance.	GI \$299.00 GII \$359.00 GIII \$405.00 GIV \$505.00
	<b>Note:</b> Separate shut-offs required to operate system.	

18.30.071	Rough Valve Only	\$1235.00
-----------	------------------	-----------

Photos for all options are available on website.



Moderne (93)



Moderne X (94)



1.00_ _97DT	3/4" Valve w/Trim Designed for 2 or more exits. With 56 psi this valve delivers a maximum of 14.28 gpm at the top exit and 11.10 gpm at the bottom exit. <u>Valve includes integral stops. Shipped with 9" deluxe plate.</u>	GI \$415.00 GII \$499.00 GIII \$565.00 GIV \$705.00
-------------	---	--

**Note:** Separate shut-offs required to operate system.

18.30.171	Rough Valve Only w/Integral Stops	\$1425.00
-----------	-----------------------------------	-----------

## Wall Valves



1.00_ _87T	<b>Trim Only</b> for Wall Valve  MUST ORDER VALVE SEPARATELY	GI \$189.00 GII \$239.00 GIII \$259.00 GIV \$325.00
18.30.020	1/2" Shut-Off Rough Valve Only	\$125.00
18.30.023	3/4" Shut-Off Rough Valve Only	\$165.00
18.30.255	3 Port In-Wall Diverter Rough Valve Only (One inlet, two outlets <u>with positive shut-off.</u> )	\$295.00
18.30.253	4 Port In-Wall Diverter Rough Valve Only (One inlet, three outlets <u>with positive shut-off.</u> )	\$295.00

## Showerheads and Body Sprays



**For more Water Smart 2.0 gpm showerheads and other options, please refer to Showerheads tab.**

18.10.009	6 Plunger Deluxe Showerhead w/8" Arm & Std Flange	GI \$225.00 GII \$275.00 GIII \$309.00 GIV \$385.00
-----------	---	--



18.10.091	Multi-spray Showerhead w/8" Arm & Std Flange	GI \$215.00 GII \$279.00 GIII \$325.00 GIV \$405.00
-----------	--	--



18.10.063	Body Spray	GI \$149.00 GII \$195.00 GIII \$229.00 GIV \$335.00
-----------	------------	--

# Series 620



18.10.250

Wallmount Handshower Kit

(Includes handshower wand, 60" spiral hose, waterway, swivel wall bracket & back flow preventer)

GI \$375.00  
 GII \$449.00  
 GIII \$565.00  
 GIV \$729.00



18.10.274

Slidebar w/Handshower Kit

(Includes traditional slidebar, handshower wand, 60" spiral hose, waterway, swivel wall bracket & back flow preventer)

GI \$689.00  
 GII \$829.00  
 GIII \$935.00  
 GIV \$1339.00

## Series 62 Accessories for Moderne (93), Moderne X (94)

Photos for all options are available on website.



Moderne (93)



Moderne X (94)



1.62PH00

Paper Holder w/bracket

GI \$235.00  
 GII \$285.00  
 GIII \$359.00  
 GIV \$449.00



1.62SP00

Single Post Paper Holder w/bracket

GI \$175.00  
 GII \$229.00  
 GIII \$299.00  
 GIV \$375.00



1.62RH00

Robe Hook w/brackets

GI \$149.00  
 GII \$205.00  
 GIII \$269.00  
 GIV \$335.00



1.62TR00

Towel Ring  
w/brackets

GI \$139.00  
GII \$185.00  
GIII \$235.00  
GIV \$295.00



1.62TB18

Towel Bar 18"  
w/brackets

GI \$215.00  
GII \$259.00  
GIII \$325.00  
GIV \$405.00

1.62TB24


Towel Bar 24"  
w/brackets

GI \$225.00  
GII \$269.00  
GIII \$339.00  
GIV \$425.00

1.62TB30

Towel Bar 30"  
w/brackets

GI \$239.00  
GII \$315.00  
GIII \$379.00  
GIV \$439.00



1.62AS00

Accessory Shelf  
w/brackets

GI \$345.00  
GII \$415.00  
GIII \$459.00  
GIV \$505.00



SERIES **720**



*Lavatory faucet*  
ALICANTE

MALLORCA



VALENCIA



# Series 720



1.727308

## Discontinued

Widespread Lav Set  
with Arched Handle  
  
Solid Brass Hex Handle with  
Hex Escutcheon and Base Ring



1.727508

Widespread Lav Set  
with Mallorca Cross Handle  
  
Solid Brass Cross Handle with  
Hex Escutcheon

GI \$795.00  
GII \$965.00  
GIII \$1089.00  
GIV \$1355.00



1.727408

Widespread Lav Set  
with Valencia lever  
  
Solid Brass Hex Lever with  
Hex Escutcheon

GI \$795.00  
GII \$965.00  
GIII \$1089.00  
GIV \$1355.00

Photos for all options are  
available on website.



Mallorca (75)



Valencia (74)

## Roman Tub Options



1.72\_77T


Roman Tub Set **Trim** (quick connect)

GI \$829.00  
GII \$1005.00  
GIII \$1135.00  
GIV \$1409.00

18.30.006S

Rough Valve Kit (quick connect)

\$359.00



1.72\_93T

Roman Tub Set **Trim** with Deckmount  
Handshower and Diverter (quick connect)

GI \$1179.00  
GII \$1429.00  
GIII \$1609.00  
GIV \$1999.00

18.30.134S

Rough Valve Kit (quick connect)

\$625.00

Photos for all options are available on website.



Mallorca (75)



Valencia (74)

## Bidet



1.00\_ \_90

Bidet Set **Complete**

GI \$945.00  
GII \$1229.00  
GIII \$1355.00  
GIV \$1625.00

## Shower Options



1.00\_ \_42T

2 Valve Shower Set **Trim**

GI \$579.00  
GII \$695.00  
GIII \$769.00  
GIV \$955.00

18.30.008

Rough Valve Only (8" Center to Center)

\$349.00



1.72\_ \_33T

3 Valve Tub & Shower Set **Trim**


GI \$955.00  
GII \$1245.00  
GIII \$1405.00  
GIV \$1745.00

**Note:** Extended Wall Spout Available: 18.17.010

18.30.009

Rough Valve Only (10" Center to Center)

\$549.00



1.00\_ \_64T

Pressure Balanced Shower Set **Trim**

GI \$529.00  
GII \$635.00  
GIII \$715.00  
GIV \$889.00

18.30.061

Rough Valve Only w/Integral Stops

\$269.00



1.00\_ \_67T

Pressure Balanced Shower by Shower **Trim**

GI \$449.00  
GII \$539.00  
GIII \$609.00  
GIV \$759.00

**NOTE:** MUST purchase Showerhead, Arm, Flange, and other options separately.

18.30.063

Rough Valve Only w/Integral Stops

\$ 335.00

# Series 720


Photos for all options are available on website.




Mallorca (75)



Valencia (74)



~~1.72\_\_68T Pressure-Balanced Tub & Shower Set **Trim Note:**  
 Extended Wall Spout Available: 18.17.010 Rough  
 18.30.062 Valve Only w/Integral Stops~~



~~1.0R\_\_50 E-Mini Thermostatic Set **Complete**  
 3-3/4" Round Plate, 7.0 gpm @ 45 psi~~

~~1.0R\_\_50T **Trim Only** for above~~

**Discontinued**

**Note:** Separate Volume Control or Positive Diverter required to operate system.

~~18.30.290 Rough Valve Only w/Integral Stops~~



1.0R\_\_51T **Trim Only** for E-Mini Thermostatic Set w/Integrated Control - Round

GI \$275.00  
 GII \$329.00  
 GIII \$395.00  
 GIV \$489.00

MUST ORDER VALVE SEPARATELY

18.30.291 Rough Valve Only w/Volume Control and Integral Stops

\$379.00

- or -

18.30.292 Rough Valve Only w/Two-Way Diverter and Integral Stops

\$399.00



1.0S\_\_51T **Trim Only** for E-Mini Thermostatic Set w/Integrated Control - Rectangle

GI \$325.00  
 GII \$389.00  
 GIII \$439.00  
 GIV \$545.00

MUST ORDER VALVE SEPARATELY

18.30.291 Rough Valve Only w/Volume Control and Integral Stops

\$379.00

- or -

18.30.292 Rough Valve Only w/Two-Way Diverter and Integral Stops

\$399.00

Photos for all options are available on website.



Mallorca (75)



Valencia (74)

## 1/2" Thermostatic Sets



1.00_96.V0T	1/2" Thermo Trim, No Volume Control, 14.5 gpm @ 45 psi <b>Note:</b> Separate shut-offs required to operate system.	GI \$299.00 GII \$359.00 GIII \$405.00 GIV \$505.00
18.30.078	Rough Valve Only, No Volume Control	\$385.00



1.00_96.V1T	1/2" Thermo Trim, One Volume Control, (Single Outlet Top Only, Bottom Outlet on Request) 14.5 gpm @ 45 psi	GI \$319.00 GII \$385.00 GIII \$435.00 GIV \$539.00
18.30.076	Rough Valve Only	\$415.00



1.00_96.V2T	1/2" Thermo Trim, Two Volume Controls, 14.5 gpm @ 45 psi	GI \$349.00 GII \$419.00 GIII \$475.00 GIV \$589.00
18.30.077	Rough Valve Only	\$449.00

## 3/4" Thermostatic Sets



1.00_97T	3/4" Thermo Trim Designed for 2 or more exits. With 56 psi this valve delivers a maximum of 14.28 gpm at the top exit and 11.10 gpm at the bottom exit. Remote ball valves recommended for maintenance. <b>Note:</b> Separate shut-offs required to operate system.	GI \$299.00 GII \$359.00 GIII \$405.00 GIV \$505.00
18.30.071	Rough Valve Only	\$1235.00



1.00_97DT	3/4" Thermo Trim Designed for 2 or more exits. With 56 psi this valve delivers a maximum of 14.28 gpm at the top exit and 11.10 gpm at the bottom exit. <u>Valve includes integral stops. Shipped with 9" deluxe plate.</u> <b>Note:</b> Separate shut-offs required to operate system.	GI \$415.00 GII \$499.00 GIII \$565.00 GIV \$705.00
18.30.171	Rough Valve Only w/Integral Stops	\$1425.00

# Series 720


Photos for all options are available on website.



Mallorca (75)



Valencia (74)



1.01__97T	3/4" Thermostatic Trim Designed for 2 or more exits. With 56 psi this valve delivers a maximum of 14.28 gpm at the top exit and 11.10 gpm at the bottom exit. Remote ball valves recommended for maintenance.	GI \$305.00 GII \$379.00 GIII \$439.00 GIV \$489.00
-----------	--	--

**Note:** Separate shut-offs required to operate system.

Available also as 1/2" thermostatic set: Use 1.01\_\_96.V0T

18.30.071	Rough Valve Only	\$1235.00
-----------	------------------	-----------

## Wall Valves



1.00__87T	<b>Trim Only</b> for Wall Valve	GI \$155.00 GII \$199.00 GIII \$219.00 GIV \$275.00
	<b>MUST ORDER VALVE SEPARATELY</b>	
18.30.020	1/2" Shut-Off Rough Valve Only	\$125.00
18.30.023	3/4" Shut-Off Rough Valve Only	\$165.00
18.30.255	3 Port In-Wall Diverter Rough Valve Only (One inlet, two outlets <u>with positive shut-off.</u> )	\$295.00
18.30.253	4 Port In-Wall Diverter Rough Valve Only (One inlet, three outlets <u>with positive shut-off.</u> )	\$295.00

## Showerheads and Body Sprays



**For more Water Smart 2.0 gpm showerheads and other options, please refer to Showerheads tab.**

18.10.009	6 Plunger Deluxe Showerhead w/8" Arm & Std Flange	GI \$225.00 GII \$275.00 GIII \$309.00 GIV \$385.00
-----------	---	--



18.10.091	Multi-spray Showerhead w/8" Arm & Std Flange	GI \$215.00 GII \$279.00 GIII \$325.00 GIV \$405.00
-----------	--	--



18.10.063

Body Spray

GI \$149.00  
 GII \$195.00  
 GIII \$229.00  
 GIV \$335.00



18.10.250

Wallmount Handshower Kit

(Includes handshower wand, 60" spiral hose, waterway, swivel wall bracket & back flow preventer)

GI \$375.00  
 GII \$449.00  
 GIII \$565.00  
 GIV \$729.00



18.10.274

Slidebar w/Handshower Kit

(Includes traditional slidebar, handshower wand, 60" spiral hose, waterway, swivel wall bracket & back flow preventer)

GI \$689.00  
 GII \$829.00  
 GIII \$935.00  
 GIV \$1339.00

# Series 720

Photos for all options are available on website.



Mallorca (75)



Valencia (74)

— Series 10 Accessories for Mallorca (75), Valencia (74)



1.10PH00

Paper Holder  
w/brackets

GI \$225.00  
GII \$285.00  
GIII \$359.00  
GIV \$395.00



1.10SP00

Single Post Paper Holder  
w/bracket

GI \$169.00  
GII \$229.00  
GIII \$299.00  
GIV \$375.00



1.10RH00

Robe Hook  
w/brackets


GI \$135.00  
GII \$205.00  
GIII \$269.00  
GIV \$335.00



1.10TR00

Towel Ring  
w/brackets

GI \$159.00  
GII \$239.00  
GIII \$299.00  
GIV \$345.00



1.10TB18

Towel Bar 18"  
w/brackets

GI \$219.00  
GII \$285.00  
GIII \$359.00  
GIV \$449.00

1.10TB24


Towel Bar 24"  
w/brackets

GI \$229.00  
GII \$299.00  
GIII \$375.00  
GIV \$465.00

1.10TB30

Towel Bar 30"  
w/brackets

GI \$245.00  
GII \$319.00  
GIII \$385.00  
GIV \$479.00



1.10AS00

Accessory Shelf  
w/brackets

GI \$355.00  
GII \$429.00  
GIII \$475.00  
GIV \$589.00



SERIES **800/830**



*Lavatory faucet*  
CHICAGO

CHICAGO



HOUSTON



SIENA



# Series 800 / 830



1.808508

Widespread Lav Set  
with Chicago Lever

GI \$695.00  
GII \$835.00  
GIII \$939.00  
GIV \$1165.00

Solid Brass Straight Lever and Tapered Bell  
Escutcheon with Separate Stepped Base Ring



1.808108

Widespread Lav Set  
with Houston Lever

GI \$749.00  
GII \$939.00  
GIII \$1059.00  
GIV \$1315.00

Solid Brass Traditional Lever and Solid Brass Full  
Bell Escutcheon with Separate Lined Base Ring

## Series 830



1.837908

Widespread Lav Set  
with Siena Lever

GI \$749.00  
GII \$939.00  
GIII \$1059.00  
GIV \$1315.00

Solid Brass Roped, Curved Lever  
with Separate Roped Base Ring

Photos for all options are  
available on website.



Chicago (85)



Houston (81)



Siena (79)



1.80\_\_77T

800 Roman Tub Set **Trim** (quick connect)

GI \$725.00  
GII \$869.00  
GIII \$979.00  
GIV \$1215.00

18.30.006

Rough Valve Kit (quick connect)

\$359.00



1.80\_\_93T

830 Roman Tub Set **Trim** with Deckmount  
Handshower and Diverter (quick connect)

GI \$1125.00  
GII \$1349.00  
GIII \$1619.00  
GIV \$2025.00

18.30.134

Rough Valve Kit (quick connect)

\$625.00

Photos for all options are available on website.



Chicago (85)



Houston (81)



Siena (79)

## Bidet



1.00\_90

Bidet Set **Complete**

GI \$935.00  
 GII \$1219.00  
 GIII \$1339.00  
 GIV \$1609.00

## Shower Options



1.00\_42T

2 Valve Shower Set **Trim**

GI \$569.00  
 GII \$685.00  
 GIII \$755.00  
 GIV \$939.00

18.30.008

Rough Valve Only (8" Center to Center)

\$349.00



1.80\_33T

3 Valve Tub & Shower Set **Trim**

GI \$719.00  
 GII \$939.00  
 GIII \$1059.00  
 GIV \$1315.00

**Note:** Extended Wall Spout Available: 18.17.003  
 (Base ring sold separately)

18.30.009

Rough Valve Only (10" Center to Center)

\$549.00



1.00\_64T

Pressure Balanced Shower Set **Trim**

GI \$575.00  
 GII \$689.00  
 GIII \$779.00  
 GIV \$969.00

18.30.061

Rough Valve Only w/Integral Stops

\$269.00

# Series 800 / 830

Photos for all options are available on website.



Chicago (85)



Houston (81)



Siena (79)



1.00\_\_67T

Pressure Balanced Shower by Shower Set **Trim**

GI \$379.00

GII \$455.00

GIII \$515.00

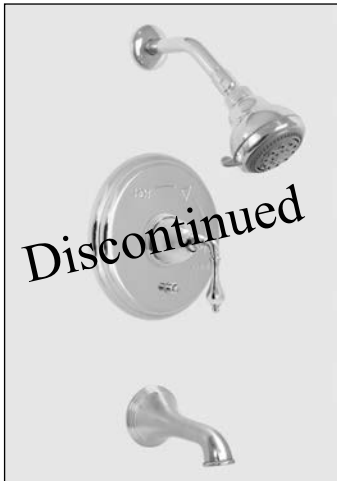
GIV \$639.00

**NOTE:** MUST purchase Showerhead, Arm, Flange, and other options separately.

18.30.063

Rough Valve Only w/Two-Way Diverter and Integral Stops

\$ 335.00



**Discontinued**

4.80\_\_68T

Pressure Balanced Tub & Shower Set **Trim**

**Note:** Extended Wall Spout Available: 18.17.003 (Base ring sold separately)

48.30.062

Rough Valve Only w/Integral Stops



1.0R\_\_50

E-Mini Thermostatic Set **Complete**  
3-3/4" Round Plate, 7.0 gpm @ 45 psi

1.0R\_\_50T

**Discontinued**  
Trim Only for above

**Note:** Separate Volume Control or Positive Diverter required to operate system.

18.30.290

Rough Valve Only w/Integral Stops



1.0R\_\_51T

**Trim Only** for E-Mini Thermostatic Set  
w/Integrated Control - Round

GI \$275.00

GII \$329.00

GIII \$395.00

GIV \$489.00

MUST ORDER VALVE SEPARATELY

18.30.291

Rough Valve Only w/Volume Control and Integral Stops

\$379.00

- or -

18.30.292

Rough Valve Only w/Two-Way Diverter and Integral Stops

\$399.00

Photos for all options are available on website.



Chicago (85)



Houston (81)



Siena (79)



1.0S\_\_51T

**Trim Only** for E-Mini Thermostatic Set  
w/Integrated Control - Rectangle

GI \$325.00  
GII \$389.00  
GIII \$439.00  
GIV \$545.00

MUST ORDER VALVE SEPARATELY

18.30.291

Rough Valve Only w/Volume Control and Integral Stops

\$379.00

- or -

18.30.292

Rough Valve Only w/Two-Way Diverter and Integral Stops

\$399.00

## 1/2" Thermostatic Sets



1.00\_\_96.V0T

1/2" Valve Trim, No Volume Control,  
14.5 gpm @ 45 psi

**Note:** Separate shut-offs required to operate system.

GI \$299.00  
GII \$359.00  
GIII \$405.00  
GIV \$505.00

18.30.078

Rough Valve Only, No Volume Control

\$385.00



1.00\_\_96.V1T

1/2" Valve Trim, One Volume Control,  
(Single Outlet Top Only, Bottom Outlet on Request)  
14.5 gpm @ 45 psi

GI \$319.00  
GII \$385.00  
GIII \$435.00  
GIV \$539.00

18.30.076

Rough Valve Only

\$415.00



1.00\_\_96.V2T

1/2" Valve Trim, Two Volume Controls,  
14.5 gpm @ 45 psi

GI \$349.00  
GII \$419.00  
GIII \$475.00  
GIV \$589.00

18.30.077

Rough Valve Only

\$449.00

# Series 800 / 830

Photos for all options are available on website.



Chicago (85)



Houston (81)



Siena (79)

## 3/4" Thermostatic Sets



1.00\_ \_97T

### 3/4" Valve Trim

Designed for 2 or more exits. With 56 psi this valve delivers a maximum of 14.28 gpm at the top exit and 11.10 gpm at the bottom exit. Remote ball valves recommended for maintenance.

GI \$299.00  
GII \$359.00  
GIII \$405.00  
GIV \$505.00

**Note:** Separate shut-offs required to operate system.

18.30.071

Rough Valve Only

\$1235.00



1.00\_ \_97DT

### 3/4" Valve Trim

Designed for 2 or more exits. With 56 psi this valve delivers a maximum of 14.28 gpm at the top exit and 11.10 gpm at the bottom exit. Valve includes integral stops. Shipped with 9" deluxe plate.

GI \$415.00  
GII \$499.00  
GIII \$565.00  
GIV \$705.00

**Note:** Separate shut-offs required to operate system.

18.30.171

Rough Valve Only w/Integral Stops

\$1425.00

## Wall Valves



1.00\_ \_87T

### Trim Only for Wall Valve

GI \$145.00  
GII \$185.00  
GIII \$215.00  
GIV \$279.00

**MUST ORDER VALVE SEPARATELY**

18.30.020

1/2" Shut-Off Rough Valve Only

\$125.00

18.30.023

3/4" Shut-Off Rough Valve Only

\$165.00

18.30.255

3 Port In-Wall Diverter Rough Valve Only  
(One inlet, two outlets with positive shut-off.)

\$295.00

18.30.253

4 Port In-Wall Diverter Rough Valve Only  
(One inlet, three outlets with positive shut-off.)

\$295.00

## Showerheads and Body Sprays

**For more Water Smart 2.0 gpm showerheads and other options, please refer to Showerheads tab.**



18.10.009

6 Plunger Deluxe Showerhead w/8" Arm & Std Flange

GI \$225.00  
GII \$275.00  
GIII \$309.00  
GIV \$385.00



18.10.091

Multi-spray Showerhead w/8" Arm & Std Flange

GI \$215.00  
GII \$279.00  
GIII \$325.00  
GIV \$405.00



18.10.063

Body Spray

GI \$149.00  
GII \$195.00  
GIII \$229.00  
GIV \$335.00



18.10.250

Wallmount Handshower Kit

(Includes handshower wand, 60" spiral hose, waterway, swivel wall bracket & back flow preventer)

GI \$375.00  
GII \$449.00  
GIII \$565.00  
GIV \$729.00



18.10.274

Slidebar w/Handshower Kit

(Includes traditional slidebar, handshower wand, 60" spiral hose, waterway, swivel wall bracket & back flow preventer)

GI \$689.00  
GII \$829.00  
GIII \$935.00  
GIV \$1339.00



Accessory Series 82 for Chicago (85)

Chicago (85)



1.82PH00

Paper Holder  
w/brackets

GI \$195.00  
GII \$235.00  
GIII \$265.00  
GIV \$329.00



1.82SP00

Single Post Paper Holder  
w/bracket

GI \$165.00  
GII \$199.00  
GIII \$225.00  
GIV \$279.00

# Series 800 / 830



1.82RH00

Robe Hook  
w/brackets

GI \$119.00  
GII \$155.00  
GIII \$209.00  
GIV \$259.00



1.82TR00

Towel Ring  
w/brackets

GI \$139.00  
GII \$185.00  
GIII \$235.00  
GIV \$295.00



1.82TB18

Towel Bar 18"  
w/brackets

GI \$189.00  
GII \$229.00  
GIII \$259.00  
GIV \$325.00



1.82TB24


Towel Bar 24"  
w/brackets

GI \$199.00  
GII \$239.00  
GIII \$269.00  
GIV \$335.00

1.82TB30

Towel Bar 30"  
w/brackets

GI \$215.00  
GII \$259.00  
GIII \$295.00  
GIV \$369.00



1.82AS00

Accessory Shelf  
w/brackets

GI \$315.00  
GII \$379.00  
GIII \$429.00  
GIV \$535.00



Accessory Series 81 for Houston (81)

Houston (81)



1.81PH00

Paper Holder  
w/brackets

GI \$235.00  
GII \$285.00  
GIII \$325.00  
GIV \$405.00



1.81SP00

Single Post Paper Holder  
w/bracket

GI \$165.00  
GII \$199.00  
GIII \$239.00  
GIV \$299.00



1.81RH00

Robe Hook  
w/brackets


GI \$135.00  
GII \$179.00  
GIII \$245.00  
GIV \$305.00



1.81TR00

Towel Ring  
w/brackets

GI \$155.00  
GII \$205.00  
GIII \$259.00  
GIV \$325.00



1.81TB18

Towel Bar 18"  
w/brackets

GI \$225.00  
GII \$269.00  
GIII \$305.00  
GIV \$379.00

1.81TB24


Towel Bar 24"  
w/brackets

GI \$239.00  
GII \$289.00  
GIII \$329.00  
GIV \$409.00

1.81TB30

Towel Bar 30"  
w/brackets


GI \$255.00  
GII \$309.00  
GIII \$349.00  
GIV \$435.00



1.81AS00

Accessory Shelf  
w/brackets

GI \$339.00  
GII \$409.00  
GIII \$465.00  
GIV \$579.00



Accessory Series 86 for Siena (79)

Siena (79)



1.86PH00

Paper Holder  
w/brackets

GI \$235.00  
GII \$285.00  
GIII \$325.00  
GIV \$405.00



1.86SP00

Single Post Paper Holder  
w/bracket

GI \$165.00  
GII \$199.00  
GIII \$239.00  
GIV \$299.00

# Series 800 / 830



1.86RH00

Robe Hook  
w/brackets


GI \$125.00  
GII \$175.00  
GIII \$239.00  
GIV \$299.00



1.86TR00

Towel Ring  
w/brackets

GI \$149.00  
GII \$195.00  
GIII \$259.00  
GIV \$325.00



1.86TB18

Towel Bar 18"  
w/brackets

GI \$225.00  
GII \$269.00  
GIII \$325.00  
GIV \$405.00

1.86TB24


Towel Bar 24"  
w/brackets

GI \$239.00  
GII \$289.00  
GIII \$349.00  
GIV \$435.00

1.86TB30

Towel Bar 30"  
w/brackets

GI \$255.00  
GII \$309.00  
GIII \$349.00  
GIV \$435.00



1.86AS00

Accessory Shelf  
w/brackets

GI \$339.00  
GII \$409.00  
GIII \$465.00  
GIV \$579.00

SERIES **900**



*Lavatory faucet*  
PALERMO

PALERMO



SEVILLE



# Series 900



1.904408

Widespread Lav Set  
with Palermo Levers

Solid Brass C Spout with Lever and One-piece Escutcheon

GI \$695.00  
GII \$835.00  
GIII \$999.00  
GIV \$1239.00



1.901208

Widespread Lav Set  
with Seville Handles

Solid Brass C Spout with Cylinder and Cap, Decorative Ring  
and Separate Escutcheon

GI \$695.00  
GII \$835.00  
GIII \$999.00  
GIV \$1239.00

Available Ring Selections (no extra charge): A Ring Selection Must Be Made for all **Seville** Sets



Lined  
18.01.073



Smooth  
18.01.075



Rope  
18.01.079



Melon  
18.01.080

Photos for all options are available on website.



Palermo (44)



Seville (12)

## Roman Tub Options



1.90\_\_77

Roman Tub Set **Complete** (thread-on spout)


1.90\_\_77T

Trim Only for above

18.30.005

Rough Valve Kit (thread-on spout)

Discontinued



1.90\_\_93

Roman Tub Set **Complete** with Deckmount  
Handshower and Diverter (thread-on spout)

1.90\_\_93T

Trim Only for above

18.30.133

Rough Valve Kit (thread-on spout)

Discontinued

Photos for all options are available on website.



Palermo (44)



Seville (12)

## Bidet



1.00\_90

Bidet Set **Complete**

GI \$945.00  
 GII \$1229.00  
 GIII \$1355.00  
 GIV \$1625.00

## Shower Options



1.00\_42T

2 Valve Shower Set **Trim**

GI \$515.00  
 GII \$619.00  
 GIII \$685.00  
 GIV \$859.00

18.30.008

Rough Valve Only (8" Center to Center)

\$349.00



1.90\_33T

3 Valve Tub & Shower Set **Trim**

GI \$859.00  
 GII \$1119.00  
 GIII \$1259.00  
 GIV \$1565.00

18.30.009

Rough Valve Only (10" Center to Center)

\$549.00



1.00\_64T

Pressure Balanced Shower Set **Trim**

GI \$479.00  
 GII \$575.00  
 GIII \$649.00  
 GIV \$805.00

18.30.061

Rough Valve Only w/Integral Stops

\$269.00

# Series 900

Photos for all options are available on website.



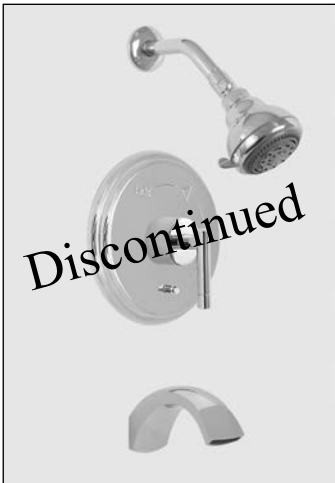
Palermo (44)



Seville (12)




1.00__67T	Pressure Balanced Shower by Shower Set <b>Trim</b>	GI \$379.00
		GII \$455.00
	<b>NOTE:</b> MUST purchase Showerhead, Arm, Flange, and other options separately.	GIII \$515.00
		GIV \$639.00
18.30.063	Rough Valve Only w/Two-Way Diverter and Integral Stops	\$ 335.00



1.90__68T	<del>Pressure Balanced Tub &amp; Shower Set Trim</del>
18.30.062	<del>Rough Valve Only w/Integral Stops</del>

## E-Mini Thermostatic Sets




1.0R\_\_50 E-Mini Thermostatic Set **Complete**  
3-3/4" Round Plate, 7.0 gpm @ 45 psi

1.0R\_\_50 **Trim Only** for above

Discontinued

**Note:** Separate Volume Control or Positive Diverter required to operate system.

18.30.290 Rough Valve Only w/Integral Stops



1.0R__51T	<b>Trim Only</b> for E-Mini Thermostatic Set w/Integrated Control - Round	GI \$275.00
		GII \$329.00
		GIII \$395.00
		GIV \$489.00
	<b>MUST ORDER VALVE SEPARATELY</b>	
18.30.291	Rough Valve Only w/Volume Control and Integral Stops	\$379.00
	- or -	
18.30.292	Rough Valve Only w/Two-Way Diverter and Integral Stops	\$399.00

Photos for all options are available on website.



Palermo (44)



Seville (12)



1.0S__51T	<b>Trim Only</b> for E-Mini Thermostatic Set w/Integrated Control - Rectangle	GI \$325.00 GII \$389.00 GIII \$439.00 GIV \$545.00
	MUST ORDER VALVE SEPARATELY	
18.30.291	Rough Valve Only w/Volume Control and Integral Stops	\$379.00
	- or -	
18.30.292	Rough Valve Only w/Two-Way Diverter and Integral Stops	\$399.00

## 1/2" Thermostatic Sets



1.00__96.V0T	1/2" Valve Trim, No Volume Control, 14.5 gpm @ 45 psi	GI \$299.00 GII \$359.00 GIII \$405.00 GIV \$505.00
	<b>Note:</b> Separate shut-offs required to operate system.	
18.30.078	Rough Valve Only, No Volume Control	\$385.00



1.00__96.V1T	1/2" Valve Trim, One Volume Control, (Single Outlet Top Only, Bottom Outlet on Request) 14.5 gpm @ 45 psi	GI \$319.00 GII \$385.00 GIII \$435.00 GIV \$539.00
18.30.076	Rough Valve Only	\$415.00



1.00__96.V2T	1/2" Valve Trim, Two Volume Controls, 14.5 gpm @ 45 psi	GI \$349.00 GII \$419.00 GIII \$475.00 GIV \$589.00
18.30.077	Rough Valve Only	\$449.00

# Series 900

Photos for all options are available on website.



Palermo (44)



Seville (12)

## 3/4" Thermostatic Sets



1.00_ _97T	3/4" Thermostatic Trim Designed for 2 or more exits. With 56 psi this valve delivers a maximum of 14.28 gpm at the top exit and 11.10 gpm at the bottom exit. Remote ball valves recommended for maintenance.	GI \$299.00 GII \$359.00 GIII \$405.00 GIV \$505.00
18.30.071	Rough Valve Only	\$1235.00

**Note:** Separate shut-offs required to operate system.



1.00_ _97DT	3/4" Thermostatic Trim Designed for 2 or more exits. With 56 psi this valve delivers a maximum of 14.28 gpm at the top exit and 11.10 gpm at the bottom exit. <u>Valve includes integral stops. Shipped with 9" deluxe plate.</u>	GI \$415.00 GII \$499.00 GIII \$565.00 GIV \$705.00
18.30.171	Rough Valve Only w/Integral Stops	\$1425.00

**Note:** Separate shut-offs required to operate system.

## Wall Valves



1.00_ _87T	<b>Trim Only</b> for Wall Valve	GI \$159.00 GII \$205.00 GIII \$225.00 GIV \$279.00
	MUST ORDER VALVE SEPARATELY	
18.30.020	1/2" Shut-Off Rough Valve Only	\$125.00
18.30.023	3/4" Shut-Off Rough Valve Only	\$165.00
18.30.255	3 Port In-Wall Diverter Rough Valve Only (One inlet, two outlets <u>with positive shut-off.</u> )	\$295.00
18.30.253	4 Port In-Wall Diverter Rough Valve Only (One inlet, three outlets <u>with positive shut-off.</u> )	\$295.00

## Showerheads and Body Sprays

**For more Water Smart 2.0 gpm showerheads and other options, please refer to Showerheads tab.**



18.10.009

6 Plunger Deluxe Showerhead w/8" Arm & Std Flange

GI \$225.00  
GII \$275.00  
GIII \$309.00  
GIV \$385.00



18.10.091

Multi-spray Showerhead w/8" Arm & Std Flange

GI \$215.00  
GII \$279.00  
GIII \$325.00  
GIV \$405.00



18.10.063

Body Spray

GI \$149.00  
GII \$195.00  
GIII \$229.00  
GIV \$335.00



18.10.250

Wallmount Handshower Kit

(Includes handshower wand, 60" spiral hose, waterway, swivel wall bracket & back flow preventer)

GI \$375.00  
GII \$449.00  
GIII \$565.00  
GIV \$729.00



18.10.272

Slidebar w/Handshower Kit

(Includes contemporary slidebar, handshower wand, 60" spiral hose, waterway, swivel wall bracket & back flow preventer)

GI \$629.00  
GII \$809.00  
GIII \$989.00  
GIV \$1229.00


# Series 900

Photos for all options are available on website.



Palermo (44)

## Series 09 Accessories for Palermo (44)



1.09PH00

Paper Holder  
w/brackets


GI \$209.00  
GII \$255.00  
GIII \$289.00  
GIV \$359.00



1.09SP00

Single Post Paper Holder  
w/bracket

GI \$165.00  
GII \$199.00  
GIII \$239.00  
GIV \$299.00



1.09RH00

Robe Hook  
w/brackets


GI \$135.00  
GII \$179.00  
GIII \$245.00  
GIV \$305.00



1.09TR00

Towel Ring  
w/brackets

GI \$155.00  
GII \$205.00  
GIII \$259.00  
GIV \$325.00



1.09TB18

Towel Bar 18"  
w/brackets

GI \$199.00  
GII \$239.00  
GIII \$269.00  
GIV \$335.00

1.09TB24


Towel Bar 24"  
w/brackets

GI \$215.00  
GII \$259.00  
GIII \$295.00  
GIV \$369.00

1.09TB30

Towel Bar 30"  
w/brackets

GI \$225.00  
GII \$269.00  
GIII \$305.00  
GIV \$379.00



1.09AS00

Accessory Shelf  
w/brackets

GI \$315.00  
GII \$379.00  
GIII \$429.00  
GIV \$535.00

Photos for all options are available on website.



Seville (12)

## Series 06 Accessories for Seville (12)

**Available Ring Selections (no extra charge):** A Ring Selection Must Be Made for all **Seville** Sets



Lined  
18.01.073



Smooth  
18.01.075



Rope  
18.01.079



Melon  
18.01.080



1.06PH00

Paper Holder  
w/brackets

GI \$249.00  
GII \$299.00  
GIII \$339.00  
GIV \$425.00



**Discontinued**

~~1.06RH00~~

~~Robe Hook  
w/brackets~~



1.06TR00

Towel Ring  
w/brackets

GI \$135.00  
GII \$179.00  
GIII \$239.00  
GIV \$299.00



1.06TB18

Towel Bar 18"  
w/brackets

GI \$225.00  
GII \$269.00  
GIII \$325.00  
GIV \$405.00

1.06TB24

Towel Bar 24"  
w/brackets

GI \$239.00  
GII \$289.00  
GIII \$349.00  
GIV \$435.00

1.06TB30

Towel Bar 30"  
w/brackets

GI \$255.00  
GII \$309.00  
GIII \$349.00  
GIV \$435.00

**Series Note:** Accessory Shelf Not Available

## Selected Options



1.SW\_77

Sheet Waterfall Roman Tub Set **Complete**

GI \$1189.00  
GII \$1429.00  
GIII \$1609.00  
GIV \$1999.00



SERIES **I300**

Discontinued



*Roman tub faucet*  
WINDSOR ELITE

WINDSOR ELITE



# Series 1300 Windsor Elite

1300 Windsor Elite



1.133708

Widespread Lav Set

Solid Brass Swan Spout with Swan Lever  
includes lift & turn drain

GI \$744.00  
GII \$967.00  
GIII \$1063.00  
GIV \$1276.00

## Roman Tub Options



1.133777

Roman Tub Set **Complete** (thread-on spout)

GI \$1324.00  
GII \$1639.00  
GIII \$1775.00  
GIV \$2075.00

1.133777T

**Trim Only** for above

GI \$1049.00  
GII \$1364.00  
GIII \$1500.00  
GIV \$1800.00

18.30.005

Rough Valve Kit (thread-on spout)

\$275.00



1.133793

Roman Tub Set **Complete** with Deckmount  
Hands, Spout and Diverter (thread-on spout)

GI \$1849.00  
GII \$2257.00  
GIII \$2434.00  
GIV \$2823.00

1.133793T

**Trim Only** for above

GI \$1359.00  
GII \$1767.00  
GIII \$1944.00  
GIV \$2333.00

18.30.005

Rough Valve Kit (thread-on spout)

\$490.00

## Bidet



1.003790

Bidet Set **Complete**

GI \$985.00  
GII \$1280.00  
GIII \$1408.00  
GIV \$1690.00

## Shower Options



1.003742D

2 Valve Deluxe Shower Set **Complete**

GI \$699.00  
GII \$834.00  
GIII \$892.00  
GIV \$1020.00

1.003742DT

**Trim Only** for above

GI \$449.00  
GII \$584.00  
GIII \$642.00  
GIV \$770.00

18.30.008

Rough Valve Only (8" Center to Center)

\$250.00



1.003764D

Pressure Balanced Deluxe Shower Set **Complete**

GI \$663.00  
GII \$791.00  
GIII \$847.00  
GIV \$969.00

1.003764DT

**Trim Only** for above


GI \$428.00  
GII \$556.00  
GIII \$612.00  
GIV \$734.00

18.30.061

Rough Valve Only w/Integral Stops

\$235.00

# Series 1300 Windsor Elite



1.003767	Pressure Balanced Shower by Shower Set <b>Complete</b>	GI \$533.00 GII \$613.00 GIII \$648.00 GIV \$725.00
	<b>NOTE:</b> MUST purchase Showerhead, Arm, Flange, and other options separately.	
1.003767T	<b>Trim Only</b> for above	GI \$268.00 GII \$348.00 GIII \$383.00 GIV \$460.00
18.30.063	Rough Valve Only w/Two-Way Diverter and Integral Stops	\$ 265.00


## E-Mini Thermostatic Sets



1.0R__50	E-Mini Thermostatic Set <b>Complete</b> 3-3/4" Round Plate, 7.0 gpm @ 45 psi	GI \$454.00 GII \$524.00 GIII \$574.00 GIV \$624.00
1.0R__50T	<b>Trim Only</b> for above	GI \$225.00 GII \$295.00 GIII \$345.00 GIV \$395.00
	<b>Note:</b> Separate Volume Control or Positive Diverter required to operate system.	
18.30.290	Rough Valve Only w/Integral Stops	\$229.00




1.0R__51T	<b>Trim Only</b> for E-Mini Thermostatic Set w/Integrated Control - Round	GI \$250.00 GII \$320.00 GIII \$380.00 GIV \$440.00
	<b>MUST ORDER VALVE SEPARATELY</b>	
18.30.291	Rough Valve Only w/Volume Control and Integral Stops	\$299.00
	- or -	
18.30.292	Rough Valve Only w/Two-Way Diverter and Integral Stops	\$349.00



1.0S__51T	<b>Trim Only</b> for E-Mini Thermostatic Set w/Integrated Control - Rectangle	GI \$300.00 GII \$370.00 GIII \$430.00 GIV \$480.00
	<b>MUST ORDER VALVE SEPARATELY</b>	
18.30.291	Rough Valve Only w/Volume Control and Integral Stops	\$299.00
	- or -	
18.30.292	Rough Valve Only w/Two-Way Diverter and Integral Stops	\$349.00


## 1/2" Thermostatic Sets




1.003796.V0	1/2" Valve w/Trim, No Volume Control, <b>Complete</b> 14.5 gpm @ 45 psi	GI \$505.00 GII \$580.00 GIII \$613.00 GIV \$685.00
1.003796.V0T	<b>Trim Only</b> for above	GI \$250.00 GII \$325.00 GIII \$358.00 GIV \$430.00
	<b>Note:</b> Separate shut-offs required to operate system.	
18.30.078	Rough Valve Only, No Volume Control	\$255.00

# Series 1300 Windsor Elite

1300 Windsor Elite



1.003796.V1	1/2" Valve w/Trim, One Volume Control, <b>Complete</b> (Single Outlet Top Only, Bottom Outlet on Request) 14.5 gpm @ 45 psi	GI \$540.00 GII \$620.00 GIII \$655.00 GIV \$731.00
1.003796.V1T	<b>Trim Only</b> for above  <b>Note:</b> Separate shut-offs <u>NOT</u> required to operate system.	GI \$265.00 GII \$345.00 GIII \$380.00 GIV \$456.00
18.30.076	Rough Valve Only	\$275.00



1.003796.V2	1/2" Valve w/Trim, Two Volume Controls, <b>Complete</b> 14.5 gpm @ 45 psi	GI \$590.00 GII \$677.00 GIII \$715.00 GIV \$798.00
1.003796.V2T	<b>Trim Only</b> for above  <b>Note:</b> Separate shut-offs <u>NOT</u> required to operate system.	GI \$290.00 GII \$377.00 GIII \$415.00 GIV \$498.00
18.30.077	Rough Valve Only	\$300.00

## 3/4" Thermostatic Sets



1.003797	3/4" Valve w/Trim <b>Complete</b> Designed for 1 or more exits. With 56 psi this valve delivers a maximum of 14.28 gpm at the top exit and 11.10 gpm at the bottom exit. Remote ball valves recommended for maintenance.	GI \$1199.00 GII \$1274.00 GIII \$1307.00 GIV \$1379.00
1.003797T	<b>Trim Only</b> for above  <b>Note:</b> Separate shut-offs required to operate system.	GI \$250.00 GII \$325.00 GIII \$358.00 GIV \$430.00
18.30.071	Rough Valve Only	\$949.00



**Note:** Photo shown with ETL Upgrade.

1.003797D	3/4" Valve w/Trim <b>Complete</b> Designed for 2 or more exits. With 56 psi this valve delivers a maximum of 14.28 gpm at the top exit and 11.10 gpm at the bottom exit. <u>Valve includes integral stops. Shipped with 9" deluxe plate.</u>	GI \$1437.00 GII \$1540.00 GIII \$1585.00 GIV \$1683.00
1.003797Dt	<b>Trim Only</b> for above  <b>Note:</b> Separate shut-offs required to operate system.	GI \$342.00 GII \$445.00 GIII \$490.00 GIV \$588.00
18.30.171	Rough Valve Only w/Integral Stops	\$1095.00

## Upgrade Dial Kit



18.11.018	ETL Dial Kit Conversion set includes: Solid Brass Temperature Dial, Brass Cover for Pointer Assembly and Black Plastic Adapter	GI \$145.00 GII \$205.00 GIII \$245.00 GIV \$265.00
-----------	---	--

**Note:** Finish Upcharges do not apply when purchased with any Sigmatherm trim set.

## Wall Valves



1.00__87T	<b>Trim Only</b> for Wall Valve	GI \$128.00 GII \$166.00 GIII \$183.00 GIV \$220.00
	MUST ORDER VALVE SEPARATELY	
18.30.020	1/2" Shut-Off Rough Valve Only	\$85.00
18.30.023	3/4" Shut-Off Rough Valve Only	\$115.00
18.30.255	3 Port In-Wall Diverter Rough Valve Only (One inlet, two outlets <u>with positive shut-off.</u> )	\$225.00
18.30.253	4 Port In-Wall Diverter Rough Valve Only (One inlet, three outlets <u>with positive shut-off.</u> )	\$225.00

# Series 1300 Windsor Elite

## Showerheads and Body Sprays


*For more Water Smart 2.0 gpm showerheads and other options, please refer to Showerheads tab.*



18.10.009	6 Plunger Deluxe Showerhead w/8" Arm & Std Flange	GI \$155.00 GII \$202.00 GIII \$222.00 GIV \$266.00
-----------	---	--




18.10.091	Multi-spray Showerhead w/8" Arm & Std Flange	GI \$166.00 GII \$216.00 GIII \$238.00 GIV \$286.00
-----------	--	--



18.10.063	Body Spray	GI \$115.00 GII \$155.00 GIII \$205.00 GIV \$255.00
-----------	------------	--



18.10.250	Wallmount Handshower Kit (Includes handshower wand, 60" spiral hose, waterway, swivel wall bracket & back flow preventer)	GI \$326.00 GII \$424.00 GIII \$535.00 GIV \$615.00
-----------	--	--



18.10.271	Slidebar w/Handshower Kit (Includes traditional slidebar, handshower wand, 60" spiral hose, waterway, swivel wall bracket & back flow preventer)	GI \$626.00 GII \$814.00 GIII \$895.00 GIV \$1074.00
-----------	---	---



Windsor Elite (37)

Accessory Series 03  
for Windsor Elite (37)



1.03PH00	Paper Holder w/brackets	GI \$219.00 GII \$273.00 GIII \$316.00 GIV \$369.00
----------	-------------------------	--

1300 Windsor Elite

# Series 1300 Windsor Elite



1.03RH00

Robe Hook  
w/brackets


GI \$112.00  
GII \$166.00  
GIII \$219.00  
GIV \$251.00



1.03TR00

Towel Ring  
w/brackets

GI \$134.00  
GII \$177.00  
GIII \$251.00  
GIV \$284.00



1.03TB18

Towel Bar 18"  
w/brackets

GI \$209.00  
GII \$262.00  
GIII \$305.00  
GIV \$358.00

1.03TB24

Towel Bar 24"  
w/brackets

GI \$219.00  
GII \$273.00  
GIII \$316.00  
GIV \$369.00

1.03TB30

Towel Bar 30"  
w/brackets

GI \$230.00  
GII \$284.00  
GIII \$326.00  
GIV \$380.00

**Series Note:** Accessory Shelf is not available in this Series.

**Series Note:** Crystal handle shown is available as a no-charge substitution.



Vienna #47h

Discontinued

SERIES ***I500***



*Lavatory faucet*  
HUNTINGTON

HUNTINGTON



SUSSEX



# 1500 Series



1.152708

Widespread Lav Set  
with Huntington Levers

Solid Brass Lever with One-piece Escutcheon

GI \$695.00  
GII \$835.00  
GIII \$999.00  
GIV \$1239.00



1.157808

Widespread Lav Set  
with Sussex Cross Handles

Solid Brass Cross Handle with Ceramic Insert  
and Two-piece Escutcheon

GI \$695.00  
GII \$835.00  
GIII \$999.00  
GIV \$1239.00

Photos for all options are available on website.  
Metal button inserts available upon request.



Huntington (27)



Sussex (78)

## Roman Tub Options



1.15\_\_77T

Roman Tub Set **Trim** (quick connect)

GI \$749.00  
GII \$899.00  
GIII \$1015.00  
GIV \$1259.00

18.30.006

Rough Valve Kit (quick connect)

\$359.00



1.15\_\_93T

Roman Tub Set **Trim** with Deckmount  
Handshower and Diverter (quick connect)

GI \$1055.00  
GII \$1269.00  
GIII \$1525.00  
GIV \$1909.00

18.30.134

Rough Valve Kit (quick connect)

\$625.00

## Bidet



1.00\_\_90

Bidet Set **Complete**

GI \$939.00  
GII \$1225.00  
GIII \$1345.00  
GIV \$1615.00

Photos for all options are available on website.  
Metal button inserts available upon request.



Huntington (27)



Sussex (78)

## Shower Options



1.00_42T	2 Valve Shower Set <b>Trim</b>	GI \$515.00 GII \$619.00 GIII \$699.00 GIV \$869.00
18.30.008	Rough Valve Only (8" Center to Center)	\$349.00



1.15_33T	3 Valve Tub & Shower Set <b>Trim</b>	GI \$815.00 GII \$1065.00 GIII \$1199.00 GIV \$1489.00
18.30.009	Rough Valve Only (10" Center to Center)	\$549.00



1.00_64T	Pressure Balanced Shower Set <b>Trim</b>	GI \$539.00 GII \$649.00 GIII \$735.00 GIV \$915.00
18.30.061	Rough Valve Only w/Integral Stops	\$269.00



1.00_67T	Pressure Balanced Shower by Shower Set <b>Trim</b>	GI \$379.00 GII \$455.00 GIII \$515.00 GIV \$639.00
	<b>NOTE:</b> MUST purchase Showerhead, Arm, Flange, and other options separately.	
18.30.063	Rough Valve Only w/Two-way Diverter and Integral Stops	\$ 335.00

# Series 1500

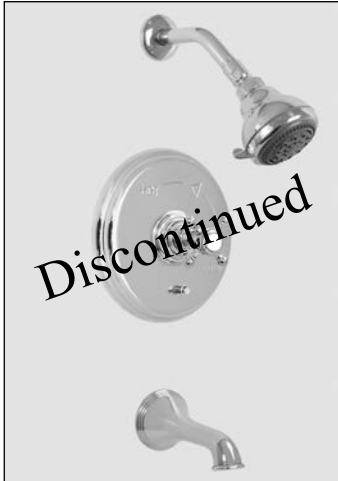
Photos for all options are available on website.  
Metal button inserts available upon request.



Huntington (27)




Sussex (78)



~~4.15\_\_68T Pressure-Balanced Tub & Shower Set Trim~~

~~48.30.062 Rough Valve Only w/Integral Stops~~

## E-Mini Thermostatic Sets



~~1.0R\_\_50 E-Mini Thermostatic Set **Complete**  
3-3/4" Round Plate, 7.0 gpm @ 45 psi~~

~~1.0R\_\_50T Trim Only for above~~

**Note:** Separate Volume Control or Positive Diverter required to operate system.

~~18.30.290 Rough Valve Only w/Integral Stops~~



1.0R\_\_51T **Trim Only** for E-Mini Thermostatic Set  
w/Integrated Control - Round

GI \$275.00  
GII \$329.00  
GIII \$395.00  
GIV \$489.00

MUST ORDER VALVE SEPARATELY

18.30.291 Rough Valve Only w/Volume Control and Integral Stops \$379.00

- or -

18.30.292 Rough Valve Only w/Two-Way Diverter and Integral Stops \$399.00



1.0S\_\_51T **Trim Only** for E-Mini Thermostatic Set  
w/Integrated Control - Rectangle

GI \$325.00  
GII \$389.00  
GIII \$439.00  
GIV \$545.00

MUST ORDER VALVE SEPARATELY

18.30.291 Rough Valve Only w/Volume Control and Integral Stops \$379.00

- or -

18.30.292 Rough Valve Only w/Two-Way Diverter and Integral Stops \$399.00

Photos for all options are available on website.  
Metal button inserts available upon request.



Huntington (27)



Sussex (78)

## 1/2" Thermostatic Sets



1.00__96.V0T	1/2" Thermo Trim, No Volume Control, 14.5 gpm @ 45 psi	GI \$299.00 GII \$359.00 GIII \$405.00 GIV \$505.00
--------------	---	--

**Note:** Separate shut-offs required to operate system.

18.30.078	Rough Valve Only, No Volume Control	\$385.00
-----------	-------------------------------------	----------



1.00__96.V1T	1/2" Thermo Trim, One Volume Control, (Single Outlet Top Only, Bottom Outlet on Request) 14.5 gpm @ 45 psi	GI \$319.00 GII \$385.00 GIII \$435.00 GIV \$539.00
--------------	--	--

18.30.076A	Rough Valve Only	\$415.00
------------	------------------	----------



1.00__96.V2T	1/2" Thermo Trim, Two Volume Controls, 14.5 gpm @ 45 psi	GI \$349.00 GII \$419.00 GIII \$475.00 GIV \$589.00
--------------	---	--

18.30.077	Rough Valve Only	\$449.00
-----------	------------------	----------

## 3/4" Thermostatic Sets



1.00__97T	3/4" Thermo Trim Designed for 2 or more exits. With 56 psi this valve delivers a maximum of 14.28 gpm at the top exit and 11.10 gpm at the bottom exit. Remote ball valves recommended for maintenance.	GI \$299.00 GII \$359.00 GIII \$405.00 GIV \$505.00
-----------	--	--

**Note:** Separate shut-offs required to operate system.

18.30.071	Rough Valve Only	\$1235.00
-----------	------------------	-----------



1.00__97DT	3/4" Thermo Trim Designed for 2 or more exits. With 56 psi this valve delivers a maximum of 14.28 gpm at the top exit and 11.10 gpm at the bottom exit. <u>Valve includes integral stops. Shipped with 9" deluxe plate.</u>	GI \$415.00 GII \$499.00 GIII \$565.00 GIV \$705.00
------------	--	--

**Note:** Separate shut-offs required to operate system.

18.30.171	Rough Valve Only w/Integral Stops	\$1425.00
-----------	-----------------------------------	-----------

# Series 1500

Photos for all options are available on website.  
Metal button inserts available upon request.



Huntington (27)



Sussex (78)

## Wall Valves



1.00\_87T

**Trim Only** for Wall Valve

GI \$165.00  
GII \$209.00  
GIII \$229.00  
GIV \$285.00

**MUST ORDER VALVE SEPARATELY**

18.30.020

1/2" Shut-Off Rough Valve Only

\$125.00

18.30.023

3/4" Shut-Off Rough Valve Only

\$165.00

18.30.255

3 Port In-Wall Diverter Rough Valve Only  
(One inlet, two outlets with positive shut-off.)

\$295.00

18.30.253

4 Port In-Wall Diverter Rough Valve Only  
(One inlet, three outlets with positive shut-off.)

\$295.00

## Showerheads and Body Sprays



**For more Water Smart 2.0 gpm showerheads and other options, please refer to Showerheads tab.**

18.10.009

6 Plunger Deluxe Showerhead w/8" Arm & Std Flange

GI \$225.00  
GII \$275.00  
GIII \$309.00  
GIV \$385.00



18.10.091

Multi-spray Showerhead w/8" Arm & Std Flange

GI \$215.00  
GII \$279.00  
GIII \$325.00  
GIV \$405.00



18.10.063

Body Spray

GI \$149.00  
GII \$195.00  
GIII \$229.00  
GIV \$335.00



18.10.250

Wallmount Handshower Kit

(Includes handshower wand, 60" spiral hose, waterway, swivel wall bracket & back flow preventer)

GI \$375.00  
GII \$449.00  
GIII \$565.00  
GIV \$729.00



18.10.274

Slidebar w/Handshower Kit

(Includes traditional slidebar, handshower wand, 60" spiral hose, waterway, swivel wall bracket & back flow preventer)

GI \$689.00  
 GII \$829.00  
 GIII \$935.00  
 GIV \$1339.00

Photos for all options are available on website.



Series 25 Accessories for Huntington (27)

Huntington (27)



1.25PH00

Paper Holder w/brackets

GI \$195.00  
 GII \$235.00  
 GIII \$265.00  
 GIV \$329.00



1.25SP00

Single Post Paper Holder w/brackets

GI \$165.00  
 GII \$199.00  
 GIII \$239.00  
 GIV \$299.00



1.25RH00

Robe Hook w/brackets


GI \$119.00  
 GII \$155.00  
 GIII \$209.00  
 GIV \$259.00



1.25TR00

Towel Ring w/brackets

GI \$139.00  
 GII \$185.00  
 GIII \$235.00  
 GIV \$295.00



1.25TB18

Towel Bar 18" w/brackets

GI \$189.00  
 GII \$229.00  
 GIII \$259.00  
 GIV \$325.00

1.25TB24

Towel Bar 24" w/brackets


GI \$199.00  
 GII \$239.00  
 GIII \$269.00  
 GIV \$335.00

1.25TB30

Towel Bar 30" w/brackets

GI \$215.00  
 GII \$259.00  
 GIII \$295.00  
 GIV \$369.00

# Series 1500



1.25AS00

Accessory Shelf  
w/brackets

GI \$315.00  
GII \$379.00  
GIII \$429.00  
GIV \$535.00

Photos for all options are available on website.  
Metal button inserts available upon request.



Sussex (78)


## Series 18 Accessories for Sussex (78)



1.18PH00

Paper Holder  
w/brackets


GI \$195.00  
GII \$235.00  
GIII \$265.00  
GIV \$465.00



1.18SP00

Single Post Paper Holder  
w/brackets

GI \$169.00  
GII \$199.00  
GIII \$239.00  
GIV \$359.00



1.18RH00

Robe Hook  
w/brackets

GI \$109.00  
GII \$155.00  
GIII \$209.00  
GIV \$279.00



1.18TR00

Towel Ring  
w/brackets

GI \$129.00  
GII \$175.00  
GIII \$219.00  
GIV \$339.00



1.18TB18

Towel Bar 18"  
w/brackets

GI \$189.00  
GII \$229.00  
GIII \$275.00  
GIV \$455.00

1.18TB24


Towel Bar 24"  
w/brackets

GI \$199.00  
GII \$239.00  
GIII \$289.00  
GIV \$455.00

1.18TB30

Towel Bar 30"  
w/brackets

GI \$215.00  
GII \$259.00  
GIII \$295.00  
GIV \$455.00



1.18AS00

Accessory Shelf  
w/brackets

GI \$315.00  
GII \$379.00  
GIII \$429.00  
GIV \$535.00

SERIES **I600**



| *Wallmount lavatory faucet*  
NUANCE

NUANCE



# Series 1600 Nuance

EURO HANDLE SERIES - 20 POINT



THIS SERIES, MINIMALIST AND GEOMETRICALLY INTRIGUING, IS NONE-THE-LESS TECHNICALLY DIFFERENT AND SLIGHTLY MORE DIFFICULT TO INSTALL THAN TYPICAL SIGMA PRODUCT. READ INSTALLATION INSTRUCTIONS, SPECIFICATIONS AND PARTS LISTS THOROUGHLY AND CAREFULLY.

1.163808	Widespread Lav Set with Nuance handles	GI \$1159.00 GII \$1395.00 GIII \$1569.00
	Solid Brass Square Escutcheon with Square, Flared Handle	GIV \$1949.00



1.163807ST	Wall/Vessel Lav Set <b>Trim</b> Includes soft touch drain, with overflow & 6-3/4" Spout (Available with 9-3/4" Spout extension as 1.163807T)	GI \$815.00 GII \$1045.00 GIII \$1179.00 GIV \$1465.00
------------	--	---

78.30.024	Rough Valve Kit Only	\$325.00
-----------	----------------------	----------

## Roman Tub Options



1.163877T	Roman Tub Set <b>Trim</b> (quick connect)	GI \$1289.00 GII \$1549.00 GIII \$1745.00 GIV \$2165.00
-----------	---	--

18.30.206	Rough Valve Kit (quick connect)	\$379.00
-----------	---------------------------------	----------



1.163893T	Roman Tub Set <b>Trim</b> with Deckmount Handshower and Diverter (quick-connect)	GI \$1635.00 GII \$1965.00 GIII \$2215.00 GIV \$2749.00
-----------	---	--


18.30.211	Rough Valve Kit (quick connect)	\$659.00
-----------	---------------------------------	----------

## Bidet



1.003890	Bidet Set <b>Complete</b>	GI \$1085.00 GII \$1415.00 GIII \$1555.00 GIV \$1865.00
----------	---------------------------	--

## Floormount Tub Spout



18.15.141 Floormount Tub Spout **Complete**  
34" High

18.15.141T **Trim Only** for above

# Discontinued

18.30.207 Rough Kit

Unrestricted Flow

**Note:** Suggested for use with SIGMA TOUCH Electronic Thermostatic System or with 3/4" Volume Controls shown on the following page. (Purchased Separately)

## Contemporary Floormount Tub Filler



1.1600530T Contemporary Floormount Single-hole Tub Filler  
w/Handshower **Trim**

GI \$1699.00  
GII \$2049.00  
GIII \$2225.00  
GIV Quote

18.30.409 Rough Kit

\$239.00

## E-Mini Thermostatic Sets



1.0R\_ \_50 E-Mini Thermostatic Set **Complete**  
3-3/4" Round Plate, 7.0 gpm @ 45 psi

1.0R\_ \_50T **Trim Only** for above

# Discontinued

**Note:** Separate Volume Control or Positive Diverter required to operate system.

18.30.290 Rough Valve Only w/Integral Stops



1.0S\_ \_51T **Trim Only** for E-Mini Thermostatic Set  
w/Integrated Control - Rectangle

GI \$325.00  
GII \$389.00  
GIII \$439.00  
GIV \$545.00

MUST ORDER VALVE SEPARATELY

18.30.291 Rough Valve Only w/Volume Control and Integral Stops

\$379.00

- or -

18.30.292 Rough Valve Only w/Two-Way Diverter and Integral Stops

\$399.00

## 1/2" Thermostatic Sets



1.050096.V0T	1/2" Thermo Trim, No Volume Control, 6-3/4" Square Plate	GI \$359.00 GII \$435.00 GIII \$489.00 GIV \$609.00
<b>Note:</b> Separate shut-offs required to operate system.		
18.30.078	Rough Valve Only w/Integral Stops	\$385.00



1.050096.V1T	1/2" Thermo Trim, One Volume Control, 6-3/4" Square Plate	GI \$399.00 GII \$479.00 GIII \$539.00 GIV \$669.00
18.30.076	Rough Valve Only w/Integral Stops	\$415.00



1.050096.V2T	1/2" Thermo Trim, Two Volume Controls, 6-3/4" Square Plate	GI \$435.00 GII \$525.00 GIII \$595.00 GIV \$739.00
18.30.077	Rough Valve Only w/Integral Stops	\$449.00

## 3/4" Thermostatic Sets



1.050097T	3/4" Thermo Trim Designed for 2 or more exits. With 56 psi this valve delivers a maximum of 14.28 gpm at the top exit and 11.10 gpm at the bottom exit. Remote ball valves recommended for maintenance. 6-3/4" Square Plate	GI \$359.00 GII \$435.00 GIII \$489.00 GIV \$609.00
<b>Note:</b> Separate shut-offs required to operate system.		
18.30.071	Rough Valve Only	\$1235.00



1.060097DT	3/4" Thermo Trim Designed for 2 or more exits. With 56 psi this valve delivers a maximum of 14.28 gpm at the top exit and 11.10 gpm at the bottom exit. Valve includes integral stops. 6" x 9" Rectangular Plate	GI \$415.00 GII \$499.00 GIII \$565.00 GIV \$705.00
<b>Note:</b> Separate shut-offs required to operate system.		
18.30.171	Rough Valve Only w/Integral Stops	\$1425.00

## Wall Valves



1.003887T	<b>Trim Only</b> for Wall Valve	GI \$169.00 GII \$215.00 GIII \$235.00 GIV \$295.00
	<b>MUST ORDER VALVE SEPARATELY</b>	
78.30.020	1/2" Shut-Off Rough Valve Only	\$125.00
78.30.023	3/4" Shut-Off Rough Valve Only	\$165.00
78.30.255	3 Port In-Wall Diverter Rough Valve Only (One inlet, two outlets <u>with positive shut-off.</u> )	\$269.00
78.30.253	4 Port In-Wall Diverter Rough Valve Only (One inlet, three outlets <u>with positive shut-off.</u> )	\$295.00

## Showerheads and Body Sprays



**For more Water Smart 2.0 gpm showerheads and other options, please refer to Showerheads tab.**

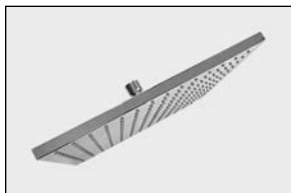
18.10.037	6" x 7" Rectangular Showerhead with swivel Easy Clean Jets, 1/2" NPT	GI \$349.00 GII \$419.00 GIII \$475.00 GIV \$609.00
-----------	---	--



18.10.042	7" Round Showerhead with swivel Easy Clean Jets, 1/2" NPT	GI \$379.00 GII \$455.00 GIII \$515.00 GIV \$695.00
-----------	--	--



18.10.047	12" Round Showerhead with swivel Easy Clean Jets, 1/2" NPT	GI \$1279.00 GII \$1709.00 GIII \$1975.00 GIV \$2589.00
-----------	---	--



18.10.088	12" Square Showerhead with swivel Easy Clean Jets, 1/2" NPT	GI \$1409.00 GII \$1645.00 GIII \$2059.00 GIV \$2515.00
-----------	--	--



18.10.131	7" Round Showerhead w/ 19" x 4" Shower Arm & Square Flange, Easy Clean Jets	GI \$495.00 GII \$595.00 GIII \$669.00 GIV \$835.00
-----------	--	--



18.10.124	Round Body Spray w/Square Flange, Easy Clean Jets, Adjustable, 1/2" NPT	GI \$189.00 GII \$229.00 GIII \$259.00 GIV \$329.00
-----------	--	--

# Series 1600 Nuance

EURO HANDLE SERIES - 20 POINT



18.10.129

Square Body Spray w/Square Flange,  
Easy Clean Jets, Adjustable, 1/2" NPT

GI \$189.00  
GII \$229.00  
GIII \$259.00  
GIV \$329.00

## Handshower Options



18.10.132

Square Contemporary Sidebar and Handshower Kit  
  
(Includes square contemporary sidebar, contemporary handshower wand, 60" spiral hose, waterway, & back flow preventer)

GI \$1025.00  
GII \$1315.00  
GIII \$1605.00  
GIV \$1995.00



18.10.135

Square Contemporary Wallmount Handshower Kit  
  
(Includes handshower wand, 60" spiral hose, waterway, wall bracket & back flow preventer)

GI \$599.00  
GII \$769.00  
GIII \$925.00  
GIV \$1149.00



18.10.133

Wall Bracket Only

GI \$199.00  
GII \$259.00  
GIII \$285.00  
GIV \$345.00



18.10.137

Union with Waterway & Square Flange 1/2" NPT


GI \$149.00  
GII \$179.00  
GIII \$215.00  
GIV \$255.00




18.10.139

Square Contemporary Sidebar

GI \$645.00  
GII \$829.00  
GIII \$1015.00  
GIV \$1259.00



Series 38 Accessories for Nuance (38)



1.38PH00

Paper Holder  
w/bracket

GI \$239.00  
GII \$289.00  
GIII \$365.00  
GIV \$455.00



1.38RH00

Robe Hook  
w/bracket

GI \$149.00  
GII \$179.00  
GIII \$225.00  
GIV \$279.00



1.38TR00

Towel Rod  
w/bracket

GI \$239.00  
GII \$289.00  
GIII \$365.00  
GIV \$455.00



1.38TB18

18" Towel Bar w/brackets

GI \$315.00  
GII \$379.00  
GIII \$429.00  
GIV \$535.00

1.38TB24

24" Towel Bar w/brackets

GI \$355.00  
GII \$429.00  
GIII \$485.00  
GIV \$605.00

1.38TB30

30" Towel Bar w/brackets

GI \$379.00  
GII \$459.00  
GIII \$519.00  
GIV \$645.00



SERIES **I700**



*Roman tub set*  
PRANA

PRANA



# Series 1700 Prana

EURO HANDLE SERIES - 20 POINT



1.179208

Widespread Lav Set  
with Prana Levers

Solid Brass Lever with Two-piece Escutcheon

GI \$885.00  
GII \$1099.00  
GIII \$1239.00  
GIV \$1539.00



1.179207ST

Wall Lav Set **Trim**  
Includes Soft-touch Drain with overflow

GI \$819.00  
GII \$985.00  
GIII \$1109.00  
GIV \$1379.00

78.30.024

Rough Valve Kit Only

\$325.00

## Roman Tub Options



1.179277T

Roman Tub Set **Trim** (quick connect)

GI \$1105.00  
GII \$1329.00  
GIII \$1499.00  
GIV \$1859.00

78.30.006

Rough Valve Kit (quick connect)

\$359.00



1.179293T

Roman Tub Set **Trim** with Deckmount  
Handshower and Diverter (quick connect)

GI \$1505.00  
GII \$1809.00  
GIII \$2039.00  
GIV \$2529.00

78.30.136

Rough Valve Kit (quick connect)

\$625.00

## Contemporary Floormount Tub Filler



1.1700530T

Contemporary Floormount Single-hole Tub Filler  
w/Handshower **Trim**

GI \$1699.00  
GII \$2049.00  
GIII \$2225.00  
GIV Quote

18.30.409

Rough Kit

\$239.00



1.0092510 Contemporary Deckmount Tub Filler w/Handshower **Complete**

GI \$1645.00  
 GII \$1985.00  
 GIII \$2155.00  
 GIV Quote



1.0092520T Contemporary Floormount Tub Filler w/Handshower **Trim**

GI \$2275.00  
 GII \$2745.00  
 GIII \$2979.00  
 GIV Quote

18.30.227 Rough Kit

\$395.00

**Bidet**



1.009290 Bidet Set **Complete**

GI \$945.00  
 GII \$1229.00  
 GIII \$1355.00  
 GIV \$1625.00

**Shower Options**



1.009264DT Pressure Balanced Deluxe Shower Set **Trim**

GI \$749.00  
 GII \$899.00  
 GIII \$989.00  
 GIV \$1239.00

18.30.061 Rough Valve Only w/Integral Stops

\$269.00



1.009267T Pressure Balanced Shower by Shower Set **Trim**  
 GI \$535.00  
 GII \$645.00  
 GIII \$715.00  
 GIV \$895.00

**NOTE:** MUST purchase Showerhead, Arm, Flange, and other options separately.

18.30.063 Rough Valve Only w/Two-Way Diverter and Integral Stops \$ 335.00



~~1.179268DT Pressure Balanced Tub & Deluxe Shower Set **Trim**~~

~~18.30.062 Rough Valve Only w/Integral Stops~~

## E-Mini Thermostatic Sets



1.0R9250 E-Mini Thermostatic Set **Complete**  
 3-3/4" Round Plate, 7.0 gpm @ 45 psi

1.0R9250T

**Discontinued**

**Note:** Separate Volume Control or Positive Diverter required to operate system.

18.30.290 Rough Valve Only w/Integral Stops



1.0R9251T **Trim Only** for E-Mini Thermostatic Set w/Integrated Control - Round  
 GI \$275.00  
 GII \$329.00  
 GIII \$395.00  
 GIV \$489.00

MUST ORDER VALVE SEPARATELY

18.30.291 Rough Valve Only w/Volume Control and Integral Stops \$379.00

- or -

18.30.292 Rough Valve Only w/Two-Way Diverter and Integral Stops \$399.00



1.0S9251T **Trim Only** for E-Mini Thermostatic Set w/Integrated Control - Rectangle  
 GI \$325.00  
 GII \$389.00  
 GIII \$439.00  
 GIV \$599.00

MUST ORDER VALVE SEPARATELY

18.30.291 Rough Valve Only w/Volume Control and Integral Stops \$379.00

- or -

18.30.292 Rough Valve Only w/Two-Way Diverter and Integral Stops \$399.00

## 1/2" Thermostatic Sets



1.079296.V0T	1/2" Thermo Trim, No Volume Control, 14.5 gpm @ 45 psi	GI \$365.00 GII \$439.00 GIII \$529.00 GIV \$659.00
<b>Note:</b> Separate Shut-Offs required to operate system		
18.30.078	Rough Valve Only w/Integral Stops	\$385.00



1.079296.V1T	1/2" Thermo Trim, One Volume Control, 14.5 gpm @ 45 psi	GI \$399.00 GII \$479.00 GIII \$575.00 GIV \$715.00
18.30.076	Rough Valve Only w/Integral Stops	\$415.00




1.079296.V2T	1/2" Thermo Trim, Two Volume Controls, 14.5 gpm @ 45 psi	GI \$435.00 GII \$525.00 GIII \$619.00 GIV \$769.00
18.30.077	Rough Valve Only w/Integral Stops	\$449.00

## 3/4" Thermostatic Sets



1.079297T	3/4" Thermo Trim, Designed for 2 or more exits. With 56 psi this valve delivers a maximum of 14.28 gpm at the top exit and 11.10 gpm at the bottom exit. Remote ball valves recommended for maintenance. 7" Round Plate	GI \$355.00 GII \$429.00 GIII \$485.00 GIV \$605.00
<b>Note:</b> Separate Shut-Offs required to operate system		
18.30.071	Rough Valve Only	\$1235.00



1.089297DT	3/4" Thermo Trim, Designed for 2 or more exits. With 56 psi this valve delivers a maximum of 14.28 gpm at the top exit and 11.10 gpm at the bottom exit. <u>Valve includes integral stops.</u> <u>Shipped with 9" contemporary plate.</u>	GI \$415.00 GII \$499.00 GIII \$565.00 GIV \$705.00
<b>Note:</b> Separate Shut-Offs required to operate system		
18.30.171	Rough Valve Only w/Integral Stops	\$1425.00

## Wall Valves



1.009287T	<b>Trim Only</b> for Wall Valve	GI \$179.00
		GII \$229.00
		GIII \$249.00
		GIV \$309.00
	<b>MUST ORDER VALVE SEPARATELY</b>	
78.30.020	1/2" Shut-Off Rough Valve Only	\$125.00
78.30.023	3/4" Shut-Off Rough Valve Only	\$165.00
78.30.255	3 Port In-Wall Diverter Rough Valve Only (One inlet, two outlets <u>with positive shut-off.</u> )	\$269.00
78.30.253	4 Port In-Wall Diverter Rough Valve Only (One inlet, three outlets <u>with positive shut-off.</u> )	\$295.00

## Showerheads and Body Sprays

**For more Water Smart 2.0 gpm showerheads and other options, please refer to Showerheads tab.**



18.10.009	6 Plunger Deluxe Showerhead w/8" Arm & Std Flange	GI \$225.00
		GII \$275.00
		GIII \$309.00
		GIV \$385.00



18.10.091	Multi-spray Showerhead w/8" Arm & Std Flange	GI \$215.00
		GII \$279.00
		GIII \$325.00
		GIV \$405.00



18.10.042	7" Round Showerhead with swivel, Easy Clean Jets, 1/2" NPT	GI \$379.00
		GII \$455.00
		GIII \$515.00
		GIV \$695.00



18.10.047	12" Round Showerhead with swivel, Easy Clean Jets, 1/2" NPT	GI \$1279.00
		GII \$1709.00
		GIII \$1975.00
		GIV \$2589.00



18.10.123	2" Round Body Spray w/Round Flange, Easy Clean Jets, Adjustable, 1/2" NPT	GI \$189.00
		GII \$249.00
		GIII \$289.00
		GIV \$359.00



18.10.360

Slidebar w/Handshower Kit  
(Includes contemporary slidebar, contemporary handshower wand, 60" spiral hose, waterway, & back flow preventer)

GI \$725.00  
GII \$929.00  
GIII \$1135.00  
GIV \$1409.00



18.10.136

Contemporary Wallmount Handshower Kit  
(Includes contemporary handshower wand, 60" spiral hose, waterway, wall bracket & back flow preventer)

GI \$599.00  
GII \$769.00  
GIII \$925.00  
GIV \$1279.00



Series 92 Accessories for Prana (92)



1.92PH00

Paper Holder w/  
bracket

GI \$195.00  
GII \$235.00  
GIII \$265.00  
GIV \$329.00



1.92RH00

Robe Hook  
w/bracket

GI \$165.00  
GII \$199.00  
GIII \$239.00  
GIV \$359.00



1.92TR00

Towel Rod  
w/bracket

GI \$165.00  
GII \$215.00  
GIII \$295.00  
GIV \$369.00



1.92TB18

Towel Bar 18"  
w/brackets

GI \$175.00  
GII \$209.00  
GIII \$265.00  
GIV \$329.00

1.92TB24

Towel Bar 24"  
w/brackets

GI \$175.00  
GII \$209.00  
GIII \$265.00  
GIV \$329.00



SERIES **1800**



*Lavatory faucet*  
SUSSEX

ASCOT



SUSSEX



WALDORF



# Series 1800



1.187708

Widespread Lav Set  
with Ascot lever

GI \$835.00  
GII \$1019.00  
GIII \$1149.00  
GIV \$1425.00

Solid Brass Lever with Ceramic Insert  
and Two-piece Escutcheon



1.187808

Widespread Lav Set  
with Sussex cross handle

GI \$809.00  
GII \$1015.00  
GIII \$1145.00  
GIV \$1419.00

Solid Brass Cross Handle with Ceramic Insert  
and Solid Brass Two-piece Escutcheon



1.187608

Widespread Lav Set  
with Waldorf lever

GI \$835.00  
GII \$1045.00  
GIII \$1179.00  
GIV \$1465.00

Solid Brass Lever with Ceramic Insert  
and Solid Brass Two-piece Escutcheon



1.180018

Single Hole/Single Handle Lav Set  
with Pop-up Drain Assembly

## Discontinued

Series 1800

Photos for all options are available  
on website.

Metal button inserts  
available upon request.



Ascot (77)



Sussex (78)



Waldorf (76)

## Roman Tub Options



1.18\_77T

Roman Tub Set **Trim** (quick connect)

GI \$819.00  
GII \$1009.00  
GIII \$1139.00  
GIV \$1415.00

18.30.006

Rough Valve Kit (quick connect)

\$359.00



1.18\_93T

Roman Tub Set **Trim** with Deckmount  
Handshower and Diverter (quick connect)

GI \$1415.00  
GII \$1715.00  
GIII \$1929.00  
GIV \$2395.00

18.30.134

Rough Valve Kit (quick connect)

\$625.00

Photos for all options are available on website.

Metal button inserts available upon request.



Ascot (77)



Sussex (78)



Waldorf (76)

## Bidet



1.00\_ \_90

Bidet Set **Complete**

GI \$939.00  
GII \$1225.00  
GIII \$1345.00  
GIV \$1615.00

## Shower Options



1.00\_ \_42FT

2 Valve Traditional Shower Set **Trim**

GI \$539.00  
GII \$649.00  
GIII \$715.00  
GIV \$889.00

18.30.008

Rough Valve Only (8" Center to Center)

\$349.00



1.18\_ \_33FT

3 Valve Tub & Traditional Shower Set **Trim**

GI \$995.00  
GII \$1195.00  
GIII \$1319.00  
GIV \$1639.00

18.30.009

Rough Valve Only (10" Center to Center)

\$549.00



1.00\_ \_64FT

Pressure Balanced Traditional Shower Set **Trim**

GI \$569.00  
GII \$685.00  
GIII \$755.00  
GIV \$939.00

18.30.061

Rough Valve Only w/Integral Stops

\$269.00



1.00\_ \_67T

Pressure Balanced Shower by Shower Set **Complete**

GI \$379.00  
GII \$455.00  
GIII \$515.00  
GIV \$639.00

**NOTE:** MUST purchase Showerhead, Arm, Flange, and other options separately.

18.30.063

Rough Valve Only w/Integral Stops

\$ 335.00

# Series 1800

Photos for all options are available on website.

Metal button inserts available upon request.



Ascot (77)



Sussex (78)




Waldorf (76)



~~4.18\_68FT Pressure-Balanced Tub & Traditional Shower Set Trim~~

~~18.30.062 Rough Valve Only w/Integral Stops~~

## E-Mini Thermostatic Sets



~~1.0R\_\_50 E-Mini Thermostatic Set **Complete**  
3-3/4" Round Plate, 7.0 gpm @ 45 psi~~

~~1.0R\_\_50T Trim (Int. for plate)~~

**Note:** Separate Volume Control or Positive Diverter required to operate system.

~~18.30.290 Rough Valve Only w/Integral Stops~~



1.0R\_\_51T **Trim Only** for E-Mini Thermostatic Set w/Integrated Control - Round

GI \$275.00  
GII \$329.00  
GIII \$395.00  
GIV \$489.00

MUST ORDER VALVE SEPARATELY

18.30.291 Rough Valve Only w/Volume Control and Integral Stops

\$379.00

- or -

18.30.292 Rough Valve Only w/Two-Way Diverter and Integral Stops

\$399.00



1.0S\_\_51T **Trim Only** for E-Mini Thermostatic Set w/Integrated Control - Rectangle

GI \$325.00  
GII \$389.00  
GIII \$439.00  
GIV \$545.00

MUST ORDER VALVE SEPARATELY

18.30.291 Rough Valve Only w/Volume Control and Integral Stops

\$379.00

- or -

18.30.292 Rough Valve Only w/Two-Way Diverter and Integral Stops

\$399.00

Photos for all options are available on website.

Metal button inserts available upon request.



Ascot (77)



Sussex (78)



Waldorf (76)

## 1/2" Thermostatic Sets



1.00_ _96.V0T	1/2" Thermo Trim, No Volume Control, 14.5 gpm @ 45 psi	GI \$299.00 GII \$359.00 GIII \$405.00 GIV \$505.00
	<b>Note:</b> Separate shut-offs required to operate system.	
18.30.078	Rough Valve Only, No Volume Control	\$385.00



1.00_ _96.V1T	1/2" Thermo Trim, One Volume Control, (Single Outlet Top Only, Bottom Outlet on Request) 14.5 gpm @ 45 psi	GI \$319.00 GII \$385.00 GIII \$435.00 GIV \$539.00
18.30.076	Rough Valve Only	\$415.00



1.00_ _96.V2T	1/2" Thermo Trim, Two Volume Controls, 14.5 gpm @ 45 psi	GI \$349.00 GII \$419.00 GIII \$475.00 GIV \$589.00
18.30.077	Rough Valve Only	\$449.00

## 3/4" Thermostatic Sets



1.00_ _97T	3/4" Thermo Trim Designed for 2 or more exits. With 56 psi this valve delivers a maximum of 14.28 gpm at the top exit and 11.10 gpm at the bottom exit. Remote ball valves recommended for maintenance.	GI \$299.00 GII \$359.00 GIII \$405.00 GIV \$505.00
	<b>Note:</b> Separate shut-offs required to operate system.	
18.30.071	Rough Valve Only	\$1235.00



1.00_ _97DT	3/4" Thermo Trim Designed for 2 or more exits. With 56 psi this valve delivers a maximum of 14.28 gpm at the top exit and 11.10 gpm at the bottom exit. <u>Valve includes integral stops. Shipped with 9" deluxe plate.</u>	GI \$415.00 GII \$499.00 GIII \$565.00 GIV \$705.00
	<b>Note:</b> Separate shut-offs required to operate system.	
18.30.171	Rough Valve Only w/Integral Stops	\$1425.00

# Series 1800

Photos for all options are available on website.

Metal button inserts available upon request.



Ascot (77)



Sussex (78)



Waldorf (76)

## Wall Valves



1.00\_87T

**Trim Only** for Wall Valve

**MUST ORDER VALVE SEPARATELY**

GI \$165.00

GII \$209.00

GIII \$229.00

GIV \$285.00

18.30.020

1/2" Shut-Off Rough Valve Only

\$125.00

18.30.023

3/4" Shut-Off Rough Valve Only

\$165.00

18.30.255

3 Port In-Wall Diverter Rough Valve Only  
(One inlet, two outlets with positive shut-off.)

\$295.00

18.30.253

4 Port In-Wall Diverter Rough Valve Only  
(One inlet, three outlets with positive shut-off.)

\$295.00

## Showerheads and Body Sprays



**For more Water Smart 2.0 gpm showerheads and other options, please refer to Showerheads tab.**

18.10.009

6 Plunger Deluxe Showerhead w/8" Arm & Std Flange

GI \$225.00

GII \$275.00

GIII \$309.00

GIV \$385.00



18.10.091

Multi-spray Showerhead w/8" Arm & Std Flange

GI \$215.00

GII \$279.00

GIII \$325.00

GIV \$405.00



18.10.063

Body Spray

GI \$149.00

GII \$195.00

GIII \$229.00

GIV \$335.00



18.10.250

Wallmount Handshower Kit

(Includes handshower wand, 60" spiral hose, waterway, swivel wall bracket & back flow preventer)

GI \$375.00

GII \$449.00

GIII \$565.00

GIV \$729.00



18.10.274

Slidebar w/Handshower Kit

(Includes traditional slidebar, handshower wand, 60" spiral hose, waterway, swivel wall bracket & back flow preventer)

GI \$689.00  
 GII \$829.00  
 GIII \$935.00  
 GIV \$1339.00

## Series 18 Accessories for Ascot (77), Sussex (78), Waldorf (76)

Photos for all options are available on website.

Metal button inserts available upon request.



Ascot (77)



Sussex (78)



Waldorf (76)



1.18PH00

Paper Holder  
w/brackets

GI \$195.00  
 GII \$235.00  
 GIII \$265.00  
 GIV \$465.00



1.18SP00

Single Post Paper Holder  
w/bracket

GI \$169.00  
 GII \$199.00  
 GIII \$239.00  
 GIV \$359.00



1.18RH00

Robe Hook  
w/brackets

GI \$109.00  
 GII \$155.00  
 GIII \$209.00  
 GIV \$279.00



1.18TR00

Towel Ring  
w/brackets

GI \$129.00  
 GII \$175.00  
 GIII \$219.00  
 GIV \$339.00

# Series 1800

Photos for all options are available on website.

Metal button inserts available upon request.



Ascot (77)



Sussex (78)



Waldorf (76)



1.18TB18

Towel Bar 18" w/brackets

GI \$189.00  
GII \$229.00  
GIII \$275.00  
GIV \$455.00

1.18TB24


Towel Bar 24" w/brackets

GI \$199.00  
GII \$239.00  
GIII \$289.00  
GIV \$455.00

1.18TB30

Towel Bar 30" w/brackets

GI \$215.00  
GII \$259.00  
GIII \$295.00  
GIV \$455.00

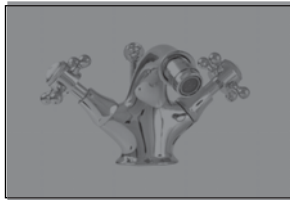


1.18AS00

Accessory Shelf w/brackets

GI \$315.00  
GII \$379.00  
GIII \$429.00  
GIV \$535.00

## Selected Options



1.00\_95

Single-hole Bidet

# Discontinued

GI \$595.00  
GII \$719.00  
GIII \$809.00  
GIV \$1005.00



1.00\_18

Single-hole Lav Faucet

Not all handles compatible- contact Customer Service to verify handle selection (shown with Sussex handles)

GI \$595.00  
GII \$715.00  
GIII \$805.00  
GIV \$999.00



1.35\_030

Pillar Style Kitchen Faucet  
Swivel Spout, 7-1/2" center to center

GI \$995.00  
GII \$1245.00  
GIII \$1435.00  
GIV \$1779.00



1.35\_032

Pillar Style Kitchen Faucet with Handspray  
Swivel Spout, 10-1/4" spout center to center, 8-1/2" height  
(Custom Option: High-arc extended 9" or 11" swivel spout)

GI \$1295.00  
GII \$1425.00  
GIII \$1639.00  
GIV \$2035.00

SERIES **I900**



*Lavatory faucet*  
HARLOW

HARLOW



# Series 1900 Harlow



1.196008

Widespread Lav Set  
with Harlow Levers

Solid Brass Lever and Escutcheon

GI \$749.00  
GII \$899.00  
GIII \$1015.00  
GIV \$1259.00



1.196007T

Wall Lav Set **Trim**

Includes Soft-touch Drain with overflow

GI \$485.00  
GII \$585.00  
GIII \$659.00  
GIV \$819.00

18.30.024

Rough Valve Kit Only

\$325.00

## Roman Tub Options



1.196077T


Roman Tub Set **Trim** (quick connect)

GI \$749.00  
GII \$899.00  
GIII \$1015.00  
GIV \$1259.00

18.30.006

Rough Valve Kit (quick connect)

\$359.00



1.196093T

Roman Tub Set **Trim** with Deckmount Hand-  
shower and Diverter (quick connect)

GI \$1119.00  
GII \$1345.00  
GIII \$1515.00  
GIV \$1879.00

18.30.134

Rough Valve Kit (quick connect)

\$625.00

## Bidet



1.006090

Bidet Set **Complete**


GI \$865.00  
GII \$1125.00  
GIII \$1239.00  
GIV \$1485.00

# Series 1900 Harlow

## Shower Options



1.006064T	Pressure Balanced Shower Set <b>Trim</b>	GI \$479.00 GII \$575.00 GIII \$649.00 GIV \$805.00
18.30.061	Rough Valve Only w/Integral Stops	\$269.00




1.006067T	Pressure Balanced Shower by Shower Set <b>Trim</b>	GI \$379.00 GII \$455.00 GIII \$515.00 GIV \$639.00
	<b>NOTE:</b> MUST purchase Showerhead, Arm, Flange, and other options separately.	
18.30.063	Rough Valve Only w/Two-Way Diverter and Integral Stops	\$ 335.00



<del>1.106068T</del>	<del>Pressure Balanced Tub &amp; Shower Set <b>Trim</b></del>	
<del>18.30.062</del>	<del>Rough Valve Only w/Integral Stops</del>	

## E-Mini Thermostatic Sets



1.0R6050	E-Mini Thermostatic Set <b>Complete</b> 3-3/4" Round Plate, 7.0 gpm @ 45 psi	
1.0R6050T	<b>Discontinued</b> Rough Valve Only for a single	
	<b>Note:</b> Separate Volume Control or Positive Diverter required to operate system.	
18.30.290	Rough Valve Only w/Integral Stops	

# Series 1900 Harlow



1.0R6051T	<b>Trim Only</b> for E-Mini Thermostatic Set w/Integrated Control - Round	GI \$275.00 GII \$329.00 GIII \$395.00 GIV \$489.00
MUST ORDER VALVE SEPARATELY		
18.30.291	Rough Valve Only w/Volume Control and Integral Stops	\$379.00
- or -		
18.30.292	Rough Valve Only w/Two-Way Diverter and Integral Stops	\$399.00



1.0S6051T	<b>Trim Only</b> for E-Mini Thermostatic Set w/Integrated Control - Rectangle	GI \$325.00 GII \$389.00 GIII \$439.00 GIV \$545.00
MUST ORDER VALVE SEPARATELY		
18.30.291	Rough Valve Only w/Volume Control and Integral Stops	\$379.00
- or -		
18.30.292	Rough Valve Only w/Two-Way Diverter and Integral Stops	\$399.00

## 1/2" Thermostatic Sets



1.076096.V0T	1/2" Thermo Trim, No Volume Control, 7" Round Plate, 14.5 gpm @ 45 psi	GI \$365.00 GII \$439.00 GIII \$495.00 GIV \$615.00
<b>Note:</b> Separate Shut-Offs required to operate system		
18.30.078	Rough Valve Only w/Integral Stops	\$385.00



1.076096.V1T	1/2" Thermo Trim, One Volume Control, 7" Round Plate, 14.5 gpm @ 45 psi	GI \$399.00 GII \$479.00 GIII \$539.00 GIV \$669.00
18.30.076	Rough Valve Only w/Integral Stops	\$415.00



1.076096.V2T	1/2" Thermo Trim, Two Volume Control, 7" Round Plate, 14.5 gpm @ 45 psi	GI \$435.00 GII \$525.00 GIII \$595.00 GIV \$739.00
18.30.077	Rough Valve Only w/Integral Stops	\$449.00

# Series 1900 Harlow

## 3/4" Thermostatic Sets



1.076097T	3/4" Thermo Trim Designed for 2 or more exits. With 56 psi this valve delivers a maximum of 14.28 gpm at the top exit and 11.10 gpm at the bottom exit. Remote ball valves recommended for maintenance. <i>7" Round Plate.</i> <b>Note:</b> Separate Shut-Offs required to operate system	GI \$365.00 GII \$439.00 GIII \$495.00 GIV \$615.00
18.30.071	Rough Valve Only	\$1235.00



1.086097DT	3/4" Thermo Trim Designed for 2 or more exits. With 56 psi this valve delivers a maximum of 14.28 gpm at the top exit and 11.10 gpm at the bottom exit. <u>Valve includes integral stops.</u> <u>Shipped with 9" deluxe plate.</u> <b>Note:</b> Separate shut-offs required to operate system	GI \$415.00 GII \$499.00 GIII \$565.00 GIV \$705.00
18.30.171	Rough Valve Only w/Integral Stops	\$1425.00

## Wall Valves



1.006087T	<b>Trim Only</b> for Wall Valve  MUST ORDER VALVE SEPARATELY	GI \$155.00 GII \$199.00 GIII \$219.00 GIV \$275.00
18.30.020	1/2" Shut-Off Rough Valve Only	\$125.00
18.30.023	3/4" Shut-Off Rough Valve Only	\$165.00
18.30.255	3 Port In-Wall Diverter Rough Valve Only (One inlet, two outlets <u>with positive shut-off.</u> )	\$295.00
18.30.253	4 Port In-Wall Diverter Rough Valve Only (One inlet, three outlets <u>with positive shut-off.</u> )	\$295.00

## Showerheads and Body Sprays

**For more Water Smart 2.0 gpm showerheads and other options, please refer to Showerheads tab.**




18.10.009	6 Plunger Deluxe Showerhead w/8" Arm & Std Flange	GI \$225.00 GII \$275.00 GIII \$309.00 GIV \$385.00
-----------	---	--



18.10.091	Multi-spray Showerhead w/8" Arm & Std Flange	GI \$215.00 GII \$279.00 GIII \$325.00 GIV \$405.00
-----------	--	--

# Series 1900 Harlow



18.10.037

6" x 7" Rectangular Showerhead with swivel,  
Easy Clean Jets, 1/2" NPT

GI \$349.00  
GII \$419.00  
GIII \$475.00  
GIV \$609.00



18.10.042

7" Round Showerhead with swivel,  
Easy Clean Jets, 1/2" NPT

GI \$379.00  
GII \$455.00  
GIII \$515.00  
GIV \$695.00



18.10.123

2" Round Body Spray w/Round Flange,  
Easy Clean Jets, Adjustable, 1/2" NPT

GI \$189.00  
GII \$249.00  
GIII \$289.00  
GIV \$359.00



18.10.138

2" Square Body Spray w/Round Flange,  
Easy Clean Jets, Adjustable, 1/2" NPT

GI \$189.00  
GII \$245.00  
GIII \$299.00  
GIV \$319.00



18.10.360

Slidebar w/ Handshower Kit

(Includes contemporary slidebar, contemporary  
handshower wand, 60" spiral hose, waterway, & back  
flow preventer)

GI \$725.00  
GII \$929.00  
GIII \$1135.00  
GIV \$1409.00



18.10.135

Contemporary Wallmount Handshower Kit

(Includes contemporary handshower wand, 60" spiral  
hose, waterway, wall bracket & back flow preventer)

GI \$599.00  
GII \$769.00  
GIII \$925.00  
GIV \$1149.00

# Series 1900 Harlow



Accessory Series 60 for Harlow (60)

Harlow (60)



1.60PH00

Paper Holder  
w/bracket

GI \$195.00  
GII \$235.00  
GIII \$295.00  
GIV \$369.00



1.60SP00

Single Post Paper Holder  
w/bracket

GI \$175.00  
GII \$209.00  
GIII \$255.00  
GIV \$385.00



1.60RH00

Robe Hook  
w/bracket

GI \$119.00  
GII \$165.00  
GIII \$235.00  
GIV \$295.00



1.60TR00

Towel Ring  
w/bracket

GI \$139.00  
GII \$185.00  
GIII \$235.00  
GIV \$295.00



1.60TB18

Towel Bar 18"  
w/brackets

GI \$189.00  
GII \$229.00  
GIII \$289.00  
GIV \$359.00

1.60TB24

Towel Bar 24"  
w/brackets

GI \$199.00  
GII \$239.00  
GIII \$299.00  
GIV \$375.00

1.60TB30

Towel Bar 30"  
w/brackets

GI \$215.00  
GII \$259.00  
GIII \$325.00  
GIV \$405.00



SERIES **2300**



*Lavatory faucet*  
STIXX

STIXX



JAXX



MIXX



THIS SERIES, GEOMETRICALLY INTRIGUING, IS NONE-THE-LESS TECHNICALLY DIFFERENT AND SLIGHTLY MORE DIFFICULT TO INSTALL THAN TYPICAL SIGMA PRODUCT. READ INSTALLATION INSTRUCTIONS, SPECIFICATIONS AND PARTS LISTS THOROUGHLY AND CAREFULLY.



1.239508

2300 Widespread Lav Set  
with Stixx Handle

GI \$859.00  
GII \$1069.00  
GIII \$1205.00  
GIV \$1495.00

## Single-Hole Vessel Lav Options



1.230018

Single-hole Lav  
Includes Soft-touch Drain with overflow

GI \$825.00  
GII \$1025.00  
GIII \$1155.00  
GIV \$1435.00



1.230028

Single-hole Vessel Lav Tall  
Includes Grid Drain without overflow

GI \$925.00  
GII \$1159.00  
GIII \$1305.00  
GIV \$1619.00

## Roman Tub Options




1.239577T

Roman Tub Set **Trim** (quick connect)

18.30.306

Rough Valve Kit (quick connect)

**Note:** Wallmount Roman Tub Set Available



1.239593T

Roman Tub Set **Trim** with Deckmount  
Handshower and Diverter (quick-connect)

18.30.311

Rough Valve Kit (quick connect)

## Floormount Tub Filler



1.2300530T	Floormount Tub Filler w/Handshower <b>Trim</b>	GI \$3169.00 GII \$3839.00 GIII \$4319.00 GIV Quote
18.30.407	Rough Kit	\$395.00



18.15.141 Floormount Tub Spout **Complete**  
34" High

18.15.141T **Trim Only** for above

# Discontinued

18.30.207 Rough Kit

Unrestricted Flow


**Note:** Suggested for use with 3/4" Volume Controls (Purchased Separately)

## Bidet



1.009590	Bidet Set <b>Complete</b>	GI \$1085.00 GII \$1415.00 GIII \$1555.00 GIV \$1865.00
----------	---------------------------	--

## Shower Options



1.009564DT	Pressure Balanced Deluxe Shower Set <b>Trim</b>	GI \$635.00 GII \$765.00 GIII \$845.00 GIV \$1049.00
18.30.061	Rough Valve Only w/Integral Stops	\$269.00



1.009567T

Pressure Balanced Shower by Shower Set **Trim**

GI \$535.00  
 GII \$645.00  
 GIII \$715.00  
 GIV \$889.00

**NOTE:** MUST purchase Showerhead, Arm, Flange, and other options separately.

18.30.063

Rough Valve Only w/Integral Stops

\$ 335.00



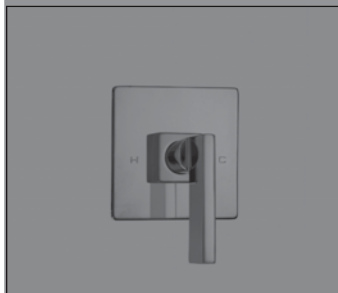
~~1.239568DT~~

~~Pressure Balance Tub and Shower Trim~~

~~18.30.062~~

~~Rough Valve Only w/Integral Stops~~

## E-Mini Thermostatic Sets



1.0R9550

E-Mini Thermostatic Set **Complete**  
 3-3/4" Square Plate, 7.0 gpm @ 45 psi

1.0R9550T

**Discontinued**

**Note:** Separate Volume Control or Positive Diverter required to operate system.

18.30.290

Rough Valve Only w/Integral Stops



1.0S951T

**Trim Only** for E-Mini Thermostatic Set  
 w/Integrated Control - Rectangle

GI \$325.00  
 GII \$389.00  
 GIII \$439.00  
 GIV \$545.00

**MUST ORDER VALVE SEPARATELY**

18.30.291

Rough Valve Only w/Volume Control and Integral Stops

\$379.00

- or -

18.30.292

Rough Valve Only w/Two-Way Diverter and Integral Stops

\$399.00

## 1/2" Thermostatic Sets



1.059596.V0T	1/2" Thermo Trim, No Volume Control, 6-3/4" Square Plate	GI \$355.00 GII \$429.00 GIII \$485.00 GIV \$605.00
<b>Note:</b> Separate shut-offs required to operate system.		
18.30.078	Rough Valve Only w/Integral Stops	\$385.00



1.059596.V1T	1/2" Thermo/Trim, One Volume Control, 6-3/4" Square Plate	GI \$399.00 GII \$479.00 GIII \$539.00 GIV \$669.00
18.30.076	Rough Valve Only w/Integral Stops	\$415.00



1.059596.V2T	1/2" Thermo Trim, Two Volume Controls, 6-3/4" Square Plate	GI \$435.00 GII \$525.00 GIII \$595.00 GIV \$739.00
18.30.077	Rough Valve Only w/Integral Stops	\$449.00

## 3/4" Thermostatic Sets



1.059597T	3/4" Thermo Trim Designed for 2 or more exits. With 56 psi this valve delivers a maximum of 14.28 gpm at the top exit and 11.10 gpm at the bottom exit. Remote ball valves recommended for maintenance. 6-3/4" Square Plate	GI \$355.00 GII \$429.00 GIII \$485.00 GIV \$605.00
<b>Note:</b> Separate shut-offs required to operate system.		
18.30.071	Rough Valve Only	\$1235.00



1.069597DT 3/4" Thermo Trim  
 Designed for 2 or more exits. With 56 psi this valve delivers a maximum of 14.28 gpm at the top exit and 11.10 gpm at the bottom exit. Valve includes integral stops.  
 6" x 9" Rectangular Plate  
**Note:** Separate shut-offs required to operate system.

18.30.171 Rough Valve Only w/Integral Stops \$1425.00

## Wall Valves



1.009587T **Trim Only** for Wall Valve  
 GI \$179.00  
 GII \$229.00  
 GIII \$249.00  
 GIV \$309.00

78.30.020 1/2" Shut-Off Rough Valve Only \$125.00

78.30.023 3/4" Shut-Off Rough Valve Only \$165.00

78.30.255 3 Port In-Wall Diverter Rough Valve Only  
 (One inlet, two outlets with positive shut-off.) \$269.00

78.30.253 4 Port In-Wall Diverter Rough Valve Only  
 (One inlet, three outlets with positive shut-off.) \$295.00

## Showerheads and Body Sprays

**For more Water Smart 2.0 gpm showerheads and other options, please refer to Showerheads tab.**



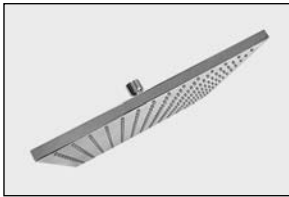
18.10.037 6" x 7" Rectangular Showerhead with swivel  
 Easy Clean Jets, 1/2" NPT  
 GI \$349.00  
 GII \$419.00  
 GIII \$475.00  
 GIV \$609.00



18.10.042 7" Round Showerhead with swivel  
 Easy Clean Jets, 1/2" NPT  
 GI \$379.00  
 GII \$455.00  
 GIII \$515.00  
 GIV \$695.00



18.10.047 12" Round Showerhead with swivel  
 Easy Clean Jets, 1/2" NPT  
 GI \$1279.00  
 GII \$1709.00  
 GIII \$1975.00  
 GIV \$2589.00



18.10.088

12" Square Showerhead with swivel  
Easy Clean Jets, 1/2" NPT

GI \$1409.00  
GII \$1645.00  
GIII \$2059.00  
GIV \$2515.00



18.10.131

7" Round Showerhead w/ 19" x 4" Shower Arm  
& Square Flange  
Easy Clean Jets

GI \$495.00  
GII \$595.00  
GIII \$669.00  
GIV \$835.00



18.10.124

Round Body Spray w/Square Flange,  
Easy-Clean Jets, Adjustable, 1/2" NPT

GI \$189.00  
GII \$229.00  
GIII \$259.00  
GIV \$329.00



18.10.129

Square Body Spray w/Square Flange,  
Easy-Clean Jets, Adjustable, 1/2" NPT

GI \$189.00  
GII \$229.00  
GIII \$259.00  
GIV \$329.00

## Handshower Options



18.10.132

Square Contemporary Slidebar and Handshower Kit  
  
(Includes square contemporary slidebar, contemporary  
handshower wand, 60" spiral hose, waterway, & back flow  
preventer)

GI \$1025.00  
GII \$1315.00  
GIII \$1605.00  
GIV \$1995.00



18.10.135

Square Contemporary Wallmount Handshower Kit  
  
(Includes handshower wand, 60" spiral hose, waterway,  
wall bracket & back flow preventer)

GI \$599.00  
GII \$769.00  
GIII \$925.00  
GIV \$1149.00



18.10.133

Wall Bracket Only

GI \$199.00  
GII \$259.00  
GIII \$285.00  
GIV \$345.00

# Series 2300 Stixx

EURO HANDLE SERIES - 20 POINT



18.10.137

Union with Waterway & Square Flange 1/2" NPT

GI \$149.00  
GII \$179.00  
GIII \$215.00  
GIV \$255.00



18.10.139

Square Contemporary Slidebar


GI \$645.00  
GII \$829.00  
GIII \$1015.00  
GIV \$1259.00

Photos for all options are available on website.



Stixx (95)

## Series 38 Accessories for Stixx (95)



1.38PH00

Paper Holder  
w/bracket


GI \$239.00  
GII \$289.00  
GIII \$365.00  
GIV \$455.00



1.38RH00

Robe Hook  
w/bracket


GI \$149.00  
GII \$179.00  
GIII \$225.00  
GIV \$279.00



1.38TR00

Towel Rod  
w/bracket

GI \$239.00  
GII \$289.00  
GIII \$365.00  
GIV \$455.00



1.38TB18

18" Towel Bar w/brackets

GI \$315.00  
GII \$379.00  
GIII \$429.00  
GIV \$535.00

1.38TB24

24" Towel Bar w/brackets

GI \$355.00  
GII \$429.00  
GIII \$485.00  
GIV \$605.00

1.38TB30

30" Towel Bar w/brackets

GI \$379.00  
GII \$459.00  
GIII \$519.00  
GIV \$645.00

SERIES *2500/2800*



*Lavatory faucet*  
REGENT X

REGENT



REGENT X





1.255308

2500 Widespread Lav Set  
with Regent Lever

GI \$885.00  
GII \$1109.00  
GIII \$1249.00  
GIV \$1549.00



1.255408

2500 Widespread Lav Set  
with Regent X Cross Handle

GI \$885.00  
GII \$1109.00  
GIII \$1249.00  
GIV \$1549.00



1.285308

2800 Widespread Lav Set  
with Regent Lever

GI \$885.00  
GII \$1109.00  
GIII \$1249.00  
GIV \$1549.00



1.285408

2800 Widespread Lav Set  
with Regent X Cross Handle

GI \$885.00  
GII \$1109.00  
GIII \$1249.00  
GIV \$1549.00



1.250018

Single Hole Lav Set  
Includes Soft Touch Drain

GI \$905.00  
GII \$1135.00  
GIII \$1279.00  
GIV \$1589.00

Photos for all options are available on website.



Regent (53)



Regent X (54)



1.25\_\_07T

Wall/Vessel Lav Set **Trim**  
Includes Soft Touch Drain

GI \$615.00  
GII \$739.00  
GIII \$835.00  
GIV \$1039.00

78.30.024

Rough Valve Kit

\$325.00

Roman Tub Options



1.25\_\_77T

Roman Tub Set **Trim** (quick connect)

GI \$1165.00  
GII \$1399.00  
GIII \$1575.00  
GIV \$1955.00

78.30.006

Rough Valve Kit (quick connect)

\$359.00



1.25\_\_93T

Roman Tub Set **Trim** with Deckmount  
Handshower and Diverter (quick connect)

GI \$1529.00  
GII \$1835.00  
GIII \$2065.00  
GIV \$2565.00

78.30.136

Rough Valve Kit (quick connect)

\$625.00



1.28\_\_77T

Roman Tub Set **Trim** (quick connect)

GI \$999.00  
GII \$1199.00  
GIII \$1349.00  
GIV \$1675.00

78.30.006

Rough Valve Kit (quick connect)

\$359.00

Photos for all options are available on website.



Regent (53)



Regent X (54)



1.28__93T	Roman Tub Set <b>Trim</b> with Deckmount Handshower and Diverter (quick connect)	GI \$1359.00 GII \$1635.00 GIII \$1839.00 GIV \$2285.00
78.30.136	Rough Valve Kit (quick connect)	\$625.00

## Bidet



1.00__90	Bidet Set <b>Complete</b>	GI \$949.00 GII \$1235.00 GIII \$1359.00 GIV \$1629.00
----------	---------------------------	---

## Shower Options

**Note:** 2 Valve & 3 Valve Sets Available as Special Order. Please contact Customer Service.



1.00__64T	Pressure Balanced Shower Set <b>Trim</b>	GI \$435.00 GII \$525.00 GIII \$579.00 GIV \$725.00
18.30.061	Rough Valve Only w/Integral Stops	\$269.00



1.00__67T	Pressure Balanced Shower by Shower Set <b>Trim</b>	GI \$349.00 GII \$419.00 GIII \$465.00 GIV \$585.00
	<b>NOTE:</b> MUST purchase Showerhead, Arm, Flange, and other options separately.	
18.30.063	Rough Valve Only w/Two-Way Diverter and Integral Stops	\$ 335.00


Photos for all options are available on website.



Regent (53)



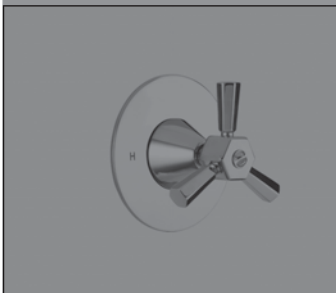
Regent X (54)



~~1.25\_\_68T Pressure Balance Tub & Shower Set Trim~~

~~18.30.062 Rough Valve Only w/Integral Stops~~

E-Mini Thermostatic Sets



~~1.0R\_\_50 E-Mini Thermostatic Set **Complete**  
3-3/4" Round Plate, 7.0 gpm @ 45 psi~~

~~1.0R\_\_50 Trim Only for E-Mini~~

**Discontinued**

**Note:** Separate Volume Control or Positive Diverter required to operate system.

~~18.30.290 Rough Valve Only w/Integral Stops~~



1.0R\_\_51T **Trim Only** for E-Mini Thermostatic Set  
w/Integrated Control - Round

GI \$275.00  
GII \$329.00  
GIII \$395.00  
GIV \$489.00

MUST ORDER VALVE SEPARATELY

18.30.291 Rough Valve Only w/Volume Control and Integral Stops

\$379.00

- or -

18.30.292 Rough Valve Only w/Two-Way Diverter and Integral Stops

\$399.00



1.0S\_\_51T **Trim Only** for E-Mini Thermostatic Set  
w/Integrated Control - Rectangular

GI \$325.00  
GII \$389.00  
GIII \$439.00  
GIV \$545.00

MUST ORDER VALVE SEPARATELY

18.30.291 Rough Valve Only w/Volume Control and Integral Stops

\$379.00

- or -

18.30.292 Rough Valve Only w/Two-Way Diverter and Integral Stops

\$399.00

Photos for all options are available on website.



Regent (53)



Regent X (54)

## 1/2" Thermostatic Sets



1.00_96.V0T	1/2" Thermo Trim, No Volume Control, 14.5 gpm @ 45 psi	GI \$305.00 GII \$369.00 GIII \$445.00 GIV \$555.00
18.30.078	Rough Valve Only, No Volume Control	\$385.00

**Note:** Separate shut-offs required to operate system.



1.00_96.V1T	1/2" Thermo Trim, One Volume Control, (Single Outlet Top Only, Bottom Outlet on Request) 14.5 gpm @ 45 psi	GI \$319.00 GII \$385.00 GIII \$465.00 GIV \$579.00
18.30.076	Rough Valve Only	\$415.00



1.00_96.V2T	1/2" Thermo Trim, Two Volume Controls, 14.5 gpm @ 45 psi	GI \$349.00 GII \$419.00 GIII \$495.00 GIV \$615.00
18.30.077	Rough Valve Only	\$449.00

## 3/4" Thermostatic Sets



1.00_97T	3/4" Thermo Trim Designed for 2 or more exits. With 56 psi this valve delivers a maximum of 14.28 gpm at the top exit and 11.10 gpm at the bottom exit. Remote ball valves recommended for maintenance.	GI \$299.00 GII \$359.00 GIII \$405.00 GIV \$505.00
18.30.071	Rough Valve Only	\$1235.00

**Note:** Separate shut-offs required to operate system.

Photos for all options are available on website.



Regent (53)



Regent X (54)



Note: Photo shown with ETL Upgrade

1.00__97DT	3/4" Thermo /Trim Designed for 2 or more exits. With 56 psi this valve delivers a maximum of 14.28 gpm at the top exit and 11.10 gpm at the bottom exit. <u>Valve includes integral stops. Shipped with 9" deluxe plate.</u>	GI \$415.00 GII \$499.00 GIII \$565.00 GIV \$705.00
18.30.171	Rough Valve Only w/Integral Stops	\$1425.00

Note: Separate shut-offs required to operate system.

Wall Valves



1.00__87T	<b>Trim Only</b> for Wall Valve	GI \$155.00 GII \$199.00 GIII \$219.00 GIV \$275.00
	MUST ORDER VALVE SEPARATELY	
78.30.020	1/2" Shut-Off Rough Valve Only	\$125.00
78.30.023	3/4" Shut-Off Rough Valve Only	\$165.00
78.30.255	3 Port In-Wall Diverter Rough Valve Only (One inlet, two outlets <u>with positive shut-off.</u> )	\$269.00
78.30.253	4 Port In-Wall Diverter Rough Valve Only (One inlet, three outlets <u>with positive shut-off.</u> )	\$295.00

Showerheads and Body Sprays

**For more Water Smart 2.0 gpm showerheads and other options, please refer to Showerheads tab.**



18.10.009	6 Plunger Deluxe Showerhead w/8" Arm & Std Flange	GI \$225.00 GII \$275.00 GIII \$309.00 GIV \$385.00
-----------	---	--



18.10.091	Multi-spray Showerhead w/8" Arm & Std Flange	GI \$215.00 GII \$279.00 GIII \$325.00 GIV \$405.00
-----------	--	--

Photos for all options are available on website.



Regent (53)



Regent X (54)



18.10.063

Body Spray

GI \$149.00  
 GII \$195.00  
 GIII \$229.00  
 GIV \$335.00



18.10.250

Wallmount Handshower Kit

(Includes handshower wand, 60" spiral hose, waterway, swivel wall bracket & back flow preventer)

GI \$375.00  
 GII \$449.00  
 GIII \$565.00  
 GIV \$729.00



18.10.274

Sliderbar w/Handshower Kit

(Includes traditional sliderbar, handshower wand, 60" spiral hose, waterway, swivel wall bracket & back flow preventer)

GI \$689.00  
 GII \$829.00  
 GIII \$935.00  
 GIV \$1339.00

Photos for all options are available on website.



Regent (53)



Regent X (54)

Accessory Series 53 for  
 Regent (53), Regent X (54)



1.53PH00

Paper Holder  
 w/brackets

GI \$235.00  
 GII \$285.00  
 GIII \$325.00  
 GIV \$405.00



1.53RH00

Robe Hook  
 w/brackets

GI \$125.00  
 GII \$175.00  
 GIII \$265.00  
 GIV \$329.00



1.53TR00

Towel Ring  
w/brackets

GI \$149.00  
GII \$195.00  
GIII \$295.00  
GIV \$369.00



1.53TB18

Towel Bar 18"  
w/brackets

GI \$225.00  
GII \$269.00  
GIII \$325.00  
GIV \$405.00

1.53TB24

Towel Bar 24"  
w/brackets

GI \$239.00  
GII \$289.00  
GIII \$349.00  
GIV \$405.00

1.53TB30

Towel Bar 30"  
w/brackets

GI \$255.00  
GII \$309.00  
GIII \$375.00  
GIV \$465.00



SERIES **2600**



| *Wallmount lavatory faucet*

# Series 2600



1.260006S

Wall Faucet with Articulating Spout 8-1/2" and Joystick Handle **Complete**

GI \$1225.00  
GIII \$1485.00

Trim and Rough-in must ship together  
*Available in Chrome (26) and all PVD finishes*

Drain not included



1.260006

Wall Faucet with Articulating Spout 11" and Joystick Handle **Complete**

GI \$1489.00  
GIII \$1789.00

Trim & Rough-in must ship together  
*Available in Chrome (26) and all PVD finishes*

Drain not included

For complementary full series:



Stixx (95)  
2300 Series



Lisse (83)  
510 Series

SERIES **2700**



*Lavatory faucet*  
TREMONT X

TREMONT



TREMONT X





1.276108 Widespread Lav Set with Tremont Lever

- GI \$885.00
- GII \$1079.00
- GIII \$1215.00
- GIV \$1509.00



1.276208 Widespread Lav Set with Tremont X Cross Handle

- GI \$885.00
- GII \$1079.00
- GIII \$1215.00
- GIV \$1509.00

Photos for all options are available on website. Ceramic button inserts available upon request.



Tremont (61)



Tremont X (62)



1.27\_\_07T Wall/Vessel Lav Set **Trim**

- GI \$715.00
- GII \$929.00
- GIII \$1049.00
- GIV \$1305.00

78.30.024 Rough Valve Kit Only

\$325.00

## Roman Tub Options



1.27\_\_77T Roman Tub Set **Trim**

- GI \$915.00
- GII \$1099.00
- GIII \$1239.00
- GIV \$1539.00

78.30.406 Rough Valve Kit

\$359.00



1.27\_\_93T Roman Tub Set **Trim** with Deckmount Handshower and Diverter

- GI \$1299.00
- GII \$1559.00
- GIII \$1755.00
- GIV \$2179.00

78.30.411 Rough Valve Kit

\$625.00

Photos for all options are available on website.  
Ceramic button inserts available upon request.



Tremont (61)



Tremont X (62)

Bidet



1.00\_\_90 Bidet Set **Complete**

GI \$949.00  
GII \$1235.00  
GIII \$1359.00  
GIV \$1629.00

Shower Options

**Note:** 2 Valve & 3 Valve Sets Available as Special Order. Please contact Customer Service.




1.00\_\_64T Pressure Balanced Shower Set **Trim**

GI \$569.00  
GII \$685.00  
GIII \$755.00  
GIV \$945.00

18.30.061 Rough Valve Only w/Integral Stops

\$269.00



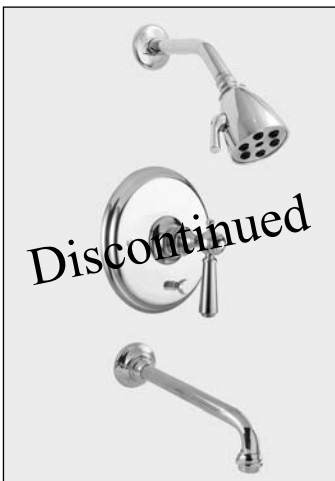
1.00\_\_67T Pressure Balanced Shower by Shower Set **Trim**

GI \$415.00  
GII \$499.00  
GIII \$549.00  
GIV \$689.00

**NOTE:** MUST purchase Showerhead, Arm, Flange, and other options separately.

18.30.063 Rough Valve Only w/Two-Way Diverter and Integral Stops

\$ 335.00



4.27\_\_68T Pressure Balanced Tub and Shower **Trim**

18.30.062 Rough Valve Only w/Integral Stops

Photos for all options are available on website.  
Ceramic button inserts available upon request.

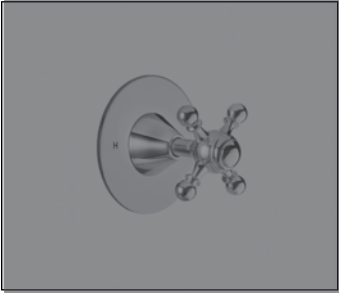


Tremont (61)



Tremont X (62)

## E-Mini Thermostatic Sets



1.0R\_\_50 E-Mini Thermostatic Set **Complete**  
3-3/4" Round Plate, 7.0 gpm @ 45 psi

1.0R\_\_50T **Trim Only for a Valve**

**Discontinued**

**Note:** Separate Volume Control or Positive Diverter required to operate system.

18.30.290 Rough Valve Only w/Integral Stops



1.0R__51T	<b>Trim Only</b> for E-Mini Thermostatic Set w/Integrated Control - Round	GI \$275.00 GII \$329.00 GIII \$395.00 GIV \$489.00
<b>MUST ORDER VALVE SEPARATELY</b>		
18.30.291	Rough Valve Only w/Volume Control and Integral Stops	\$379.00
- or -		
18.30.292	Rough Valve Only w/Two-Way Diverter and Integral Stops	\$399.00



1.0S__51T	<b>Trim Only</b> for E-Mini Thermostatic Set w/Integrated Control - Rectangular	GI \$325.00 GII \$389.00 GIII \$439.00 GIV \$545.00
<b>MUST ORDER VALVE SEPARATELY</b>		
18.30.291	Rough Valve Only w/Volume Control and Integral Stops	\$379.00
- or -		
18.30.292	Rough Valve Only w/Two-Way Diverter and Integral Stops	\$399.00

## 1/2" Thermostatic Sets



1.00__96.V0T	1/2" Thermo Trim, No Volume Control, 14.5 gpm @ 45 psi	GI \$365.00 GII \$439.00 GIII \$529.00 GIV \$659.00
<b>Note:</b> Separate shut-offs required to operate system.		
18.30.078	Rough Valve Only, No Volume Control	\$385.00

Photos for all options are available on website.  
Ceramic button inserts available upon request.



Tremont (61)



Tremont X (62)



1.00__96.V1T	1/2" Thermo Trim, One Volume Control, (Single Outlet Top Only, Bottom Outlet on Request) 14.5 gpm @ 45 psi	GI	\$399.00
		GII	\$479.00
		GIII	\$575.00
		GIV	\$715.00
18.30.076	Rough Valve Only		\$415.00



1.00__96.V2T	1/2" Thermo Trim, Two Volume Controls, 14.5 gpm @ 45 psi	GI	\$435.00
		GII	\$525.00
		GIII	\$619.00
		GIV	\$769.00
18.30.077	Rough Valve Only		\$449.00

3/4" Thermostatic Sets



1.00__97T	3/4" Thermo Trim Designed for 2 or more exits. With 56 psi this valve delivers a maximum of 14.28 gpm at the top exit and 11.10 gpm at the bottom exit. Remote ball valves recommended for maintenance.	GI	\$355.00
		GII	\$429.00
		GIII	\$485.00
		GIV	\$605.00
18.30.071	Rough Valve Only		\$1235.00



1.00__97DT	3/4" Thermo Trim Designed for 2 or more exits. With 56 psi this valve delivers a maximum of 14.28 gpm at the top exit and 11.10 gpm at the bottom exit. <u>Valve includes integral stops. Shipped with 9" deluxe plate.</u>	GI	\$385.00
		GII	\$465.00
		GIII	\$525.00
		GIV	\$655.00
18.30.171	Rough Valve Only w/Integral Stops		\$1425.00

## Wall Valves



1.00\_ \_87T

**Trim Only** for Wall Valve

MUST ORDER VALVE SEPARATELY

78.30.020

1/2" Shut-Off Rough Valve Only

\$125.00

78.30.023

3/4" Shut-Off Rough Valve Only

\$165.00

78.30.255

3 Port In-Wall Diverter Rough Valve Only  
(One inlet, two outlets with positive shut-off.)

\$269.00

78.30.253

4 Port In-Wall Diverter Rough Valve Only  
(One inlet, three outlets with positive shut-off.)

\$295.00

## Showerheads and Body Sprays

**For more Water Smart 2.0 gpm showerheads and other options, please refer to Showerheads tab.**



18.10.009

6 Plunger Deluxe Showerhead w/8" Arm & Std Flange

GI \$225.00  
GII \$275.00  
GIII \$309.00  
GIV \$385.00



18.10.091

Multi-spray Showerhead w/8" Arm & Std Flange

GI \$215.00  
GII \$279.00  
GIII \$325.00  
GIV \$405.00



18.10.063

Body Spray

GI \$149.00  
GII \$195.00  
GIII \$229.00  
GIV \$335.00



18.10.250

Wallmount Handshower Kit

(Includes handshower wand, 60" spiral hose, waterway, swivel wall bracket & back flow preventer)

GI \$375.00  
GII \$449.00  
GIII \$565.00  
GIV \$729.00



18.10.274

Slidebar w/Handshower Kit

(Includes traditional sidebar, handshower wand, 60" spiral hose, waterway, swivel wall bracket & back flow preventer)

GI \$689.00  
GII \$829.00  
GIII \$935.00  
GIV \$1339.00

## Accessory Series 61 for Tremont (61), Tremont X (62)

Photos for all options are available on website.  
Ceramic button inserts available upon request.



Tremont (61)

Tremont X (62)



1.61PH00

Paper Holder  
w/brackets

GI \$235.00  
GII \$285.00  
GIII \$325.00  
GIV \$405.00



1.61RH00

Robe Hook  
w/brackets

GI \$125.00  
GII \$175.00  
GIII \$265.00  
GIV \$329.00



1.61TR00

Towel Ring  
w/brackets

GI \$135.00  
GII \$179.00  
GIII \$269.00  
GIV \$335.00



1.61TB18

Towel Bar 18"  
w/brackets

GI \$215.00  
GII \$259.00  
GIII \$315.00  
GIV \$395.00

1.61TB24

Towel Bar 24"  
w/brackets

GI \$225.00  
GII \$269.00  
GIII \$325.00  
GIV \$375.00

1.61TB30

Towel Bar 30"  
w/brackets

GI \$239.00  
GII \$289.00  
GIII \$349.00  
GIV \$435.00



SERIES **3200**



*Lavatory faucet*  
LUXEMBOURG

DEVON



GEORGIAN



JEFFERSON ELITE II



LUXEMBOURG



MADISON ELITE



VENEZIA



# Series 3200

Series 3200



1.324508

Widespread Lav Set  
with Devon Levers

GI \$955.00  
GII \$1159.00  
GIII \$1305.00  
GIV \$1619.00

Hi-Arc Solid Brass Chased Spout and  
Escutcheon with Curved Rope Lever



1.324108

Widespread Lav Set  
with Georgian Levers

GI \$955.00  
GII \$1159.00  
GIII \$1305.00  
GIV \$1619.00

Hi-Arc Solid Brass Chased Spout and  
Escutcheon with Fluted Brass Lever



1.320208

Widespread Lav Set  
with Jefferson Elite II Levers

GI \$955.00  
GII \$1159.00  
GIII \$1305.00  
GIV \$1619.00

Hi-Arc Solid Brass Spout,  
Escutcheon and Lever



1.326508

Widespread Lav Set  
with Luxembourg Crystal Levers

GI \$1435.00  
GII \$1739.00  
GIII \$1959.00  
GIV \$2429.00

Hi-Arc Solid Brass Spout with Crystal Escutcheon  
and Lever and Separate Base Ring



1.324008

Widespread Lav Set  
Madison Elite Handles

GI \$955.00  
GII \$1159.00  
GIII \$1305.00  
GIV \$1619.00

Hi-Arc Solid Brass Spout and Escutcheon  
with Solid Brass Melon Handle



1.322508

Widespread Lav Set  
with Venezia Marble Levers

GI \$1435.00  
GII \$1739.00  
GIII \$1959.00  
GIV \$2429.00

Hi-Arc Solid Brass Spout with Marble Escutcheon  
and Lever and Separate Base Ring

*Shown in White Carrara*

**Venezia Marble Handles available in Honey Onyx only.  
See end of series for ordering information.**

Photos for all options are available on website.  
Metal button inserts available upon request.

Add \$200 for each Luxembourg (65) crystal handle.  
Add \$200 for each Venezia (25) marble handle.



Devon (45)



Georgian (41)



Jefferson Elite II (02)



Madison Elite (40)



Luxembourg (65)



Venezia (25)

## Roman Tub Options



1.32\_\_77T

Roman Tub Set **Trim** (quick connect)

**Note:** Add \$200 for each Luxembourg (65) crystal handle.  
Add \$200 for each Venezia (25) marble handle.

18.30.006

Rough Valve Kit (quick connect)



1.32\_\_93T

Roman Tub Set **Trim** with Deckmount Handshower and Diverter (quick connect)

18.30.134

Rough Valve Kit (quick connect)

**Note:** Add \$200 for each Luxembourg (65) crystal handle.  
Add \$200 for each Venezia (25) marble handle.

## Bidet



1.00\_\_90

Bidet Set **Complete**

GI \$985.00  
GII \$1279.00  
GIII \$1409.00  
GIV \$1689.00

**Note:** Add \$200 for each Luxembourg (65) crystal handle.  
Add \$200 for each Venezia (25) marble handle.

## Shower Options



1.00\_\_42DT

2 Valve Deluxe Shower Set **Trim**

GI \$649.00  
GII \$779.00  
GIII \$859.00  
GIV \$1075.00

**Note:** Add \$200 for each Luxembourg (65) crystal handle.  
Add \$200 for each Venezia (25) marble handle.

18.30.008

Rough Valve Only (8" Center to Center)

\$349.00

# Series 3200

Photos for all options are available on website.  
Metal button inserts available upon request.

Add \$200 for each Luxembourg (65) crystal handle.  
Add \$200 for each Venezia (25) marble handle.



Devon (45)



Georgian (41)



Jefferson Elite II (02)



Madison Elite (40)



Luxembourg (65)



Venezia (25)



1.32\_\_33DT

3 Valve Tub & Deluxe Shower Set **Trim**

GI \$1065.00

**Note:** Add \$200 for each Luxembourg (65) crystal handle.

GII \$1279.00

Add \$200 for each Venezia (25) marble handle.

GIII \$1409.00

GIV \$1765.00

18.30.009

Rough Valve Only (10" Center to Center)

\$549.00



1.00\_\_64DT

Pressure Balanced Deluxe Shower Set **Trim**

GI \$569.00

**Note:** Add \$200 for Luxembourg (65) crystal handle.

GII \$685.00

Add \$200 for Venezia (25) marble handle.

GIII \$755.00

GIV \$945.00

18.30.061

Rough Valve Only w/Integral Stops

\$269.00



1.00\_\_67T

Pressure Balanced Shower by Shower Set **Trim**

GI \$349.00

GII \$419.00

**Note:** Add \$200 for Luxembourg (65) crystal handle.

GIII \$465.00

Add \$200 for Venezia (25) marble handle.


GIV \$585.00

**Note:** MUST purchase Showerhead, Arm, Flange, and other options separately.

18.30.063

Rough Valve Only w/Two-Way Diverter and Integral Stops

\$ 335.00



~~1.32\_\_68DT~~

~~Pressure Balanced Tub & Deluxe Shower Set **Trim**~~

~~**Note:** Add \$200 for Luxembourg (65) crystal handle.~~

~~Add \$200 for Venezia (25) marble handle.~~

~~18.30.062~~

~~Rough Valve Only w/Integral Stops~~

Discontinued

Photos for all options are available on website.  
Metal button inserts available upon request.

Add \$200 for each Luxembourg (65) crystal handle.  
Add \$200 for each Venezia (25) marble handle.



Devon (45)



Georgian (41)




Jefferson Elite II (02)



Madison Elite (40)



Luxembourg (65)



Venezia (25)

## E-Mini Thermostatic Sets



1.0R\_\_50 E-Mini Thermostatic Set **Complete**  
3-3/4" Round Plate, 7.0 gpm @ 45 psi

1.0R\_\_50 **Trim Only** available

# Discontinued

**Note:** Separate Volume Control or Positive Diverter required to operate system.

18.30.290 Rough Valve Only



1.0R\_\_51T **Trim Only** for E-Mini Thermostatic Set  
w/Integrated Control - Round

GI \$275.00  
GII \$329.00  
GIII \$395.00  
GIV \$489.00

**MUST ORDER VALVE SEPARATELY**

18.30.291 Rough Valve Only w/Volume Control and Integral Stops

\$379.00

- or -

18.30.292 Rough Valve Only w/Two-Way Diverter and Integral Stops

\$399.00



1.0S\_\_51T **Trim Only** for E-Mini Thermostatic Set  
w/Integrated Control - Rectangle

GI \$325.00  
GII \$389.00  
GIII \$439.00  
GIV \$545.00

**MUST ORDER VALVE SEPARATELY**

18.30.291 Rough Valve Only w/Volume Control and Integral Stops

\$379.00

- or -

18.30.292 Rough Valve Only w/Two-Way Diverter and Integral Stops

\$399.00

## 1/2" Thermostatic Sets



1.00\_\_96.V0T 1/2" Thermo Trim, No Volume Control, **Complete**  
14.5 gpm @ 45 psi

GI \$305.00  
GII \$369.00  
GIII \$445.00  
GIV \$555.00

**Note:** Add \$75 for Luxembourg (65) crystal lever.

Add \$75 for Venezia (25) marble lever.

**Note:** Separate shut-offs required to operate system.

18.30.078 Rough Valve Only, No Volume Control

\$385.00

# Series 3200

Photos for all options are available on website.  
Metal button inserts available upon request.

Add \$200 for each Luxembourg (65) crystal handle.  
Add \$200 for each Venezia (25) marble handle.



Devon (45)



Georgian (41)



Jefferson Elite II (02)



Madison Elite (40)



Luxembourg (65)



Venezia (25)



1.00\_96.V1T

1/2" Thermo Trim, One Volume Control,  
(Single Outlet Top Only, Bottom Outlet on Request)  
14.5 gpm @ 45 psi

**Note:** Add \$75 for Luxembourg (65) crystal lever.  
Add \$75 for Venezia (25) marble lever.

GI \$319.00  
GII \$385.00  
GIII \$465.00  
GIV \$579.00

18.30.076

Rough Valve Only

\$415.00



1.00\_96.V2T

1/2" Thermo Trim, Two Volume Controls,  
14.5 gpm @ 45 psi

**Note:** Add \$75 for Luxembourg (65) crystal lever.  
Add \$75 for Venezia (25) marble lever.

GI \$349.00  
GII \$419.00  
GIII \$495.00  
GIV \$615.00

18.30.077

Rough Valve Only

\$449.00

## 3/4" Thermostatic Sets



1.00\_97T

3/4" Thermo Trim  
Designed for 2 or more exits. With 56 psi this valve delivers  
a maximum of 14.28 gpm at the top exit and 11.10 gpm at the  
bottom exit. Remote ball valves recommended for maintenance.

**Note:** Add \$75 for Luxembourg (65) crystal lever.  
Add \$75 for Venezia (25) marble lever.

**Note:** Separate shut-offs required to operate system.

GI \$299.00  
GII \$359.00  
GIII \$405.00  
GIV \$505.00

18.30.071

Rough Valve Only

\$1235.00



1.00\_97DT

3/4" Thermo Trim  
Designed for 2 or more exits. With 56 psi this valve delivers  
a maximum of 14.28 gpm at the top exit and 11.10 gpm at the  
bottom exit. Valve includes integral stops. Shipped with  
9" deluxe plate.

**Note:** Add \$75 for Luxembourg (65) crystal lever.  
Add \$75 for Venezia (25) marble lever.

**Note:** Separate shut-offs required to operate system.

GI \$415.00  
GII \$499.00  
GIII \$565.00  
GIV \$705.00

18.30.171

Rough Valve Only w/Integral Stops

\$1425.00

# Series 3200

Photos for all options are available on website.  
Metal button inserts available upon request.

Add \$200 for each Luxembourg (65) crystal handle.  
Add \$200 for each Venezia (25) marble handle.



Devon (45)



Georgian (41)



Jefferson Elite II (02)



Madison Elite (40)



Luxembourg (65)



Venezia (25)

## Wall Valves



1.00\_87T

**Trim Only** for Wall Valve

MUST ORDER VALVE SEPARATELY

**Note:** Add \$200 for each Luxembourg (65) crystal handle.  
Add \$200 for each Venezia (25) marble handle.

GI \$179.00  
GII \$229.00  
GIII \$249.00  
GIV \$309.00

18.30.020

1/2" Shut-Off Rough Valve Only

\$125.00

18.30.023

3/4" Shut-Off Rough Valve Only

\$165.00

18.30.255

3 Port In-Wall Diverter Rough Valve Only  
(One inlet, two outlets with positive shut-off.)

\$295.00

18.30.253

4 Port In-Wall Diverter Rough Valve Only  
(One inlet, three outlets with positive shut-off.)

\$295.00

## Showerheads and Body Sprays



**For more Water Smart 2.0 gpm showerheads and other options, please refer to Showerheads tab.**

18.10.009

6 Plunger Deluxe Showerhead w/8" Arm & Std Flange

GI \$225.00  
GII \$275.00  
GIII \$309.00  
GIV \$385.00



18.10.091

Multi-spray Showerhead w/8" Arm & Std Flange

GI \$215.00  
GII \$279.00  
GIII \$325.00  
GIV \$405.00



18.10.063

Body Spray

GI \$149.00  
GII \$195.00  
GIII \$229.00  
GIV \$335.00



18.10.250

Wallmount Handshower Kit

(Includes handshower wand, 60" spiral hose, waterway, swivel wall bracket & back flow preventer)

GI \$375.00  
GII \$449.00  
GIII \$565.00  
GIV \$729.00

# Series 3200



18.10.274

Slidebar w/Handshower Kit

(Includes traditional slidebar, handshower wand, 60" spiral hose, waterway, swivel wall bracket & back flow preventer)

GI \$689.00  
 GII \$829.00  
 GIII \$935.00  
 GIV \$1339.00

**Series Note:** Crystal handle shown is available as a no-charge substitution:



Vienna (47)

## Series 66 Accessories for Devon (45), Georgian (41), Jefferson Elite II (02), Madison Elite (40)

Photos for all options are available on website.



Devon (45)



Georgian (41)



Jefferson Elite II (02)



Madison Elite (40)



1.66PH00

Paper Holder w/brackets

GI \$265.00  
 GII \$319.00  
 GIII \$399.00  
 GIV \$449.00



1.66SP00

Single Post Paper Holder w/bracket

GI \$175.00  
 GII \$229.00  
 GIII \$299.00  
 GIV \$375.00



1.66RH00

Robe Hook w/brackets


GI \$149.00  
 GII \$205.00  
 GIII \$269.00  
 GIV \$335.00



1.66TR00

Towel Ring w/brackets

GI \$155.00  
 GII \$205.00  
 GIII \$259.00  
 GIV \$325.00



1.66TB18	Towel Bar 18" w/brackets	GI \$239.00 GII \$289.00 GIII \$365.00 GIV \$455.00
1.66TB24	Towel Bar 24" w/brackets	GI \$255.00 GII \$309.00 GIII \$389.00 GIV \$455.00
1.66TB30	Towel Bar 30" w/brackets	GI \$265.00 GII \$345.00 GIII \$415.00 GIV \$465.00



1.66AS00	Accessory Shelf w/brackets	GI \$345.00 GII \$415.00 GIII \$459.00 GIV \$505.00
----------	-------------------------------	--

## Series 97 Accessories for Luxembourg (65), Venezia (25)

**Accessory Series Note:** See following page for part number assistance.




Luxembourg (65)



Venezia (25)

To order Venezia accessories, specify:  
Honey Onyx = H



1.97PH00	Paper Holder w/brackets	GI \$469.00 GII \$539.00 GIII \$605.00 GIV \$699.00
----------	----------------------------	--



1.97SP00	Single Post Paper Holder w/bracket	GI \$315.00 GII \$365.00 GIII \$439.00 GIV \$495.00
----------	---------------------------------------	--




1.97RH00	Robe Hook w/brackets	GI \$239.00 GII \$335.00 GIII \$379.00 GIV \$425.00
----------	-------------------------	--




1.97TR00	Towel Ring w/brackets	GI \$265.00 GII \$345.00 GIII \$389.00 GIV \$439.00
----------	--------------------------	--

# Series 3200



1.97TB18	Towel Bar 18" w/brackets	GI \$489.00 GII \$565.00 GIII \$635.00 GIV \$735.00
1.97TB24	Towel Bar 24" w/brackets	GI \$505.00 GII \$559.00 GIII \$629.00 GIV \$705.00
1.97TB30	Towel Bar 30" w/brackets	GI \$529.00 GII \$609.00 GIII \$669.00 GIV \$769.00



1.97AS00	Accessory Shelf w/brackets	GI \$423.00 GII \$465.00 GIII \$508.00 GIV \$551.00
----------	-------------------------------	--

To order handles or accessories in *Honey Onyx Marble*, specify: Honey Onyx = H

To order handles or accessories in *Crystal*, no additional specification needed after part number and finish.

For example:

3200 Venezia Widespread Lav set with Honey Onyx handle in Satin Nickel PVD would be: 1.322508.42H

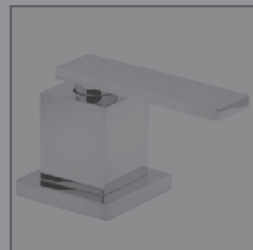
97 Towel Ring with Honey Onyx trim in Satin Nickel PVD would be 1.97TR00.42H

SERIES 3300


Discontinued


Lavatory faucet  
JAXX

JAXX



MIXX






1.333208

Widespread Lav Set with Mixx Cross Handle  
Brass Cross Handle with Solid Brass Escutcheon and Separate Base Ring

GI \$895.00  
GII \$1164.00  
GIII \$1280.00  
GIV \$1536.00




1.333308

Widespread Lav Set with Jaxx lever  
Brass Lever Handle with Solid Brass Escutcheon and Separate Base Ring

GI \$895.00  
GII \$1164.00  
GIII \$1280.00  
GIV \$1536.00

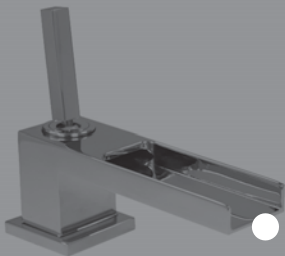
## Single-Hole Lav Options



1.33CL18

Single-hole Lav Set with Flat Lever  
Standard Up / Down and Left / Right Motion  
Includes Soft-touch Drain with Overflow

GI \$745.00  
GII \$969.00  
GIII \$1066.00  
GIV \$1279.00



1.33RL18


Single-hole Lav Set with Straight Lever  
Includes Soft-touch Drain with Overflow

GI \$745.00  
GII \$969.00  
GIII \$1066.00  
GIV \$1279.00

Photos for all options are available on website.




Mixx (32)



Jaxx (33)

## Roman Tub Options



1.33\_\_77

Roman Tub Set **Complete** (quick connect)

GI \$1195.00  
GII \$1467.00  
GIII \$1585.00  
GIV \$1844.00

1.33\_\_77T

**Trim Only** for above

GI \$905.00  
GII \$1177.00  
GIII \$1295.00  
GIV \$1554.00

78.30.006


Rough Valve Kit (quick connect)

\$ 290.00

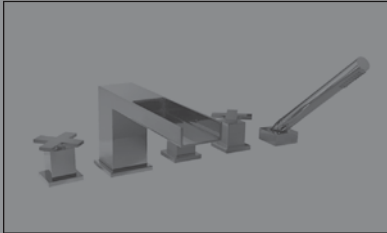
Photos for all options are available on website.



Mixx (32)




Jaxx (33)



1.33__93	Roman Tub Set <b>Complete</b> with Deckmount Handshower and Diverter (quickconnect)	GI \$1595.00 GII \$1922.00 GIII \$2064.00 GIV \$2376.00
1.33__93T	<b>Trim Only</b> for above	GI \$1090.00 GII \$1417.00 GIII \$1559.00 GIV \$1871.00
78.30.136	Rough Valve Kit (quick connect)	\$ 505.00

**Bidet**



1.00__90	Bidet Set <b>Complete</b>	GI \$985.00 GII \$1280.00 GIII \$1409.00 GIV \$1690.00
----------	---------------------------	---



1.00__64	Pressure Balanced Shower <b>Complete</b>	GI \$690.00 GII \$827.00 GIII \$886.00 GIV \$1016.00
1.00__64T	<b>Trim Only</b> for above	GI \$455.00 GII \$592.00 GIII \$651.00 GIV \$781.00
18.30.031	Rough Valve Only w/Integral Stops	\$ 235.00



1.33__68	Pressure Balanced Tub & Shower <b>Complete</b>	GI \$1011.00 GII \$1229.00 GIII \$1323.00 GIV \$1531.00
1.33__68T	<b>Trim Only</b> for above	GI \$726.00 GII \$944.00 GIII \$1038.00 GIV \$1246.00
18.30.062	Rough Valve Only w/Integral Stops	\$ 285.00

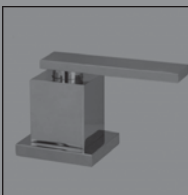
Discontinued

Series 3300

Photos for all options are available on website.



Mixx (32)



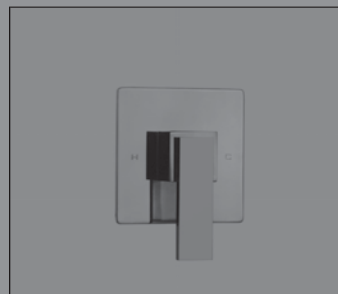
Jaxx (33)

### Shower Options



1.00__67	Pressure Balance Shower x Shower Set <b>Complete</b>	GI \$677.00
	<b>Note:</b> Must purchase showerhead, arm & flange options and handshower options separately. See individual sections page for showerheads section beginning on catalog page 735.	GII \$801.00
		GIII \$855.00
		GIV \$973.00
1.00__67T	<b>Trim Only</b> For Above	GI \$412.00
		GII \$536.00
		GIII \$590.00
		GIV \$708.00
18.30.063	Rough Valve Only w/Integral Stops	\$ 265.00

### E-Mini Thermostatic Sets




1.0R__50	E-Mini Thermostatic Set <b>Complete</b> 3-3/4" Square Plate, 7.5 gpm @ 120 psi	GI \$454.00
		GII \$524.00
		GIII \$574.00
		GIV \$624.00
1.0R__50T	<b>Trim Only</b> for above	GI \$225.00
		GII \$295.00
	<b>Note:</b> Separate Volume Control or Positive Diverter required for separate system.	GIII \$345.00
		GIV \$395.00
18.30.290	Rough Valve Only w/Integral Stops	\$229.00



1.0S__51T	<b>Trim Only</b> for E-Mini Thermostatic Set w/Integrated Control - Rectangle	GI \$300.00
		GII \$370.00
		GIII \$430.00
		GIV \$480.00
18.30.291	Rough Valve Only w/Volume Control and Integral Stops	\$299.00
	- or -	
18.30.292	Rough Valve Only w/Two-Way Diverter and Integral Stops	\$349.00

### 1/2" Thermostatic Sets




1.05__96.V0	1/2" Valve w/Trim, No Volume Control, <b>Complete</b> 6-3/4" Square Plate	GI \$555.00
		GII \$645.00
		GIII \$725.00
		GIV \$795.00
1.05__96.V0T	<b>Trim Only</b> for above	GI \$300.00
		GII \$390.00
		GIII \$470.00
		GIV \$540.00
18.30.078	Rough Valve Only w/Integral Stops	\$255.00




1.05__96.V1	1/2" Valve w/Trim, One Volume Control, <b>Complete</b> 6-3/4" Square Plate	GI \$605.00
		GII \$705.00
		GIII \$795.00
		GIV \$915.00
1.05__96.V1T	<b>Trim Only</b> for above	GI \$330.00
		GII \$430.00
		GIII \$520.00
		GIV \$640.00
18.30.076	Rough Valve Only w/Integral Stops	\$275.00

DISCONTINUED

Photos for all options are available on website.



Mixx (32)



Jaxx (33)




1.05__96.V2	1/2" Valve w/Trim, Two Volume Controls, <b>Complete</b> 6-3/4" Square Plate	GI \$660.00 GII \$760.00 GIII \$860.00 GIV \$980.00
1.05__96.V2T	<b>Trim Only</b> for above	GI \$360.00 GII \$460.00 GIII \$560.00 GIV \$680.00
18.30.077	Rough Valve Only w/Integral Stops	\$300.00

3/4" Thermostatic Sets



1.05__97	3/4" Valve w/Trim <b>Complete</b> Designed for 2 or more exits. With 56 psi this valve delivers a maximum of 14.28 gpm at the top exit and 11.10 gpm at the bottom exit. Remote ball valves recommended for maintenance. 6-3/4" Square Plate	GI \$1249.00 GII \$1339.00 GIII \$1419.00 GIV \$1489.00
1.05__97T	<b>Trim Only</b> for above	GI \$300.00 GII \$390.00 GIII \$470.00 GIV \$540.00
18.30.071	Rough Valve Only	\$949.00



Note: Photo shown with Upgrade

1.06__97D	3/4" Valve w/Trim <b>Complete</b> Designed for 2 or more exits. With 56 psi this valve delivers a maximum of 14.28 gpm at the top exit and 11.10 gpm at the bottom exit. <u>Valve includes integral stops.</u> 7" x 9" Rectangular Plate	GI \$1437.00 GII \$1540.00 GIII \$1585.00 GIV \$1683.00
1.0__97DT	<b>Trim Only</b> for above	GI \$342.00 GII \$445.00 GIII \$490.00 GIV \$588.00
18.30.171	Rough Valve Only w/Integral Stops	\$1095.00

Shut Off Valves



1.00__87T	<b>Trim Only</b> for Wall Valve	\$161.00 \$209.00 \$230.00 \$276.00
18.30.162	1/2" Shut-Off Rough Valve Only	\$135.00
18.30.163	3/4" Shut-Off Rough Valve Only	\$165.00
18.30.275	3 Port In-Wall Diverter Rough Valve Only (One inlet, two outlets <u>with positive shut-off.</u> )	\$275.00
18.30.273	4 Port In-Wall Diverter Rough Valve Only (One inlet, three outlets <u>with positive shut-off.</u> )	\$275.00

Showerheads


For more Water Smart 2.0 gpm showerheads and other options, please refer to Showerheads tab.



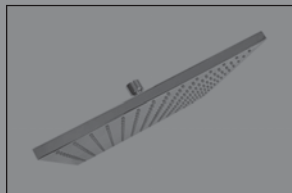
18.10.092	6 Plunger Deluxe Showerhead w/8" Arm & Square Flange	GI \$155.00 GII \$202.00 GIII \$222.00 GIV \$266.00
-----------	--	--




18.10.093	Multi-Spray Showerhead w/8" Arm & Square Flange	GI \$166.00 GII \$216.00 GIII \$238.00 GIV \$286.00
-----------	---	--




18.10.037	6" x 7" Rectangular Showerhead with swivel Easy Clean Jets, 1/2" NPT	GI \$316.00 GII \$411.00 GIII \$452.00 GIV \$542.00
-----------	--	--



18.10.088	12" square showerhead with swivel Easy Clean Jets, 1/2" NPT	GI \$1172.00 GII \$1524.00 GIII \$1676.00 GIV \$2011.00
-----------	---	--



18.10.042	7" Round Showerhead with swivel Easy Clean Jets, 1/2" NPT	GI \$316.00 GII \$411.00 GIII \$452.00 GIV \$542.00
-----------	---	--




18.10.047	12" Round Showerhead with swivel Easy Clean Jets, 1/2" NPT	GI \$1065.00 GII \$1385.00 GIII \$1524.00 GIV \$1829.00
-----------	--	--




18.10.131	7" Round Showerhead w/ 19" x 7" Shower Arm & Square Flange, Easy Clean Jets	GI \$412.00 GII \$536.00 GIII \$590.00 GIV \$708.00
-----------	---	--

Discontinued



18.10.124 Round Body Spray w/Square Flange,  
Easy Clean Jets, Adjustable, 1/2" NPT


GI \$144.00  
GII \$187.00  
GIII \$206.00  
GIV \$247.00



18.10.129 Square Body Spray w/Square Flange,  
Easy Clean Jets, Adjustable, 1/2" NPT

GI \$144.00  
GII \$187.00  
GIII \$206.00  
GIV \$247.00

Handshower Options



18.10.132 Square Contemporary Shower Bar and Handshower Kit  
  
(Includes square contemporary sidebar, contemporary handshower wand, 60" spiral hose, waterway, & back flow preventer)

GI \$936.00  
GII \$1217.00  
GIII \$1339.00  
GIV \$1607.00




18.10.131 Square Contemporary Wallmount Handshower Kit  
  
(Includes handshower wand, 60" spiral hose, waterway, wall bracket & back flow preventer)

GI \$562.00  
GII \$731.00  
GIII \$804.00  
GIV \$965.00



18.10.133 Wall Bracket Only

GI \$198.00  
GII \$257.00  
GIII \$283.00  
GIV \$340.00




18.10.137 Union with Waterway & Square Flange 1/2" NPT


GI \$123.00  
GII \$160.00  
GIII \$176.00  
GIV \$211.00

Discontinued

Photos for all options are available on website.




Mixx (32)



Jaxx (33)


Accessory Series 38 for  
Mixx (32), Jaxx (33)



1.38PH00

Paper Holder w/bracket


GI \$198.00  
GII \$251.00  
GIII \$316.00  
GIV \$358.00



1.38RH00

Robe Hook w/bracket

GI \$123.00  
GII \$160.00  
GIII \$176.00  
GIV \$211.00



1.38TR00

Towel Rod w/bracket

GI \$198.00  
GII \$251.00  
GIII \$316.00  
GIV \$358.00



1.38TB18

18" Towel Bar w/brackets

GI \$262.00  
GII \$316.00  
GIII \$391.00  
GIV \$444.00

1.38TB24

24" Towel Bar w/brackets

GI \$294.00  
GII \$348.00  
GIII \$423.00  
GIV \$476.00

1.38TB30

30" Towel Bar w/brackets

GI \$316.00  
GII \$369.00  
GIII \$444.00  
GIV \$498.00

Discontinued

SERIES *3400/4400*



Lavatory faucet  
CARINA

CARINA



CARINA X



CERES II



NOVA II



POLARIS II





1.345008

Widespread Lav Set  
with Ceres II Handle

GI \$725.00  
GII \$869.00  
GIII \$979.00  
GIV \$1215.00

11" Hi-Arc Spout with Two-piece Contemporary  
Escutcheon and Separate T-handle

Includes Soft-touch Drain

Available with 8" overall height,  
use part number: 1.345008S



1.344808

Widespread Lav Set  
with Nova II Cross Handle

GI \$725.00  
GII \$869.00  
GIII \$979.00  
GIV \$1215.00

11" Hi-Arc Spout with Two-piece Contemporary  
Escutcheon and Separate Cross Handle

Includes Soft-touch Drain

Available with 8" overall height,  
use part number: 1.344808S



1.344908

Widespread Lav Set  
with Polaris II Lever

GI \$725.00  
GII \$869.00  
GIII \$979.00  
GIV \$1215.00

11" Hi-Arc Spout with Two-piece Contemporary  
Escutcheon and Separate Lever

Includes Soft-touch Drain

Available with 8" overall height,  
use part number: 1.344908S



1.442808

Widespread Lav Set  
with Carina Lever

GI \$725.00  
GII \$869.00  
GIII \$979.00  
GIV \$1215.00

6" Rectangular Spout with Solid Brass Cross Handle  
with Two-piece Contemporary Escutcheon

Includes Soft-touch Drain



1.443008

Widespread Lav Set  
with Carina X Cross Handle

GI \$725.00  
GII \$869.00  
GIII \$979.00  
GIV \$1215.00

6" Rectangular Spout with Solid Brass Cross Handle  
with Two-piece Contemporary Escutcheon

Includes Soft-touch Drain

Photos for all options are available on website.



Carina (28)



Carina X (30)



Ceres II (50)



Nova II (48)



Polaris II (49)

Wall / Vessel Lav Set



1.34\_07ST

Wall/Vessel Lav Set **Trim**  
Includes soft touch drain, with overflow & 6-3/4" Spout

GI \$545.00  
GII \$655.00  
GIII \$739.00  
GIV \$919.00

(Available with 9-3/4" Spout as 1.34\_07T)

78.30.024

Rough Valve Kit Only

\$325.00



1.34\_18

Single-hole Lav Set  
Includes grid drain without overflow

GI \$725.00  
GII \$869.00  
GIII \$979.00  
GIV \$1215.00

7-1/2" overall height  
3" aerator to deck

Only Available with #48, #49 & #50 handles



1.34\_28

Single-hole Tall Lav Set  
Includes grid drain without overflow

GI \$855.00  
GII \$1029.00  
GIII \$1159.00  
GIV \$1439.00

13-1/8" overall height  
8-5/8" aerator to deck

Only Available with #48, #49 & #50 handles



1.34\_035

Pillar Vessel Lav  
Includes grid drain without overflow

GI \$989.00  
GII \$1189.00  
GIII \$1339.00  
GIV \$1665.00

8" center to center  
14" overall height  
8-1/8" aerator to deck

Photos for all options are available on website.



Carina (28)



Carina X (30)



Ceres II (50)



Nova II (48)



Polaris II (49)

## Roman Tub Options



1.34\_ \_77T

Roman Tub Set **Trim** (quick connect)

GI \$685.00  
GII \$825.00  
GIII \$929.00  
GIV \$1155.00

78.30.006

Rough Valve Kit (quick connect)

\$359.00



1.44\_ \_77T

Roman Tub Set **Trim** (quick connect)

GI \$685.00  
GII \$825.00  
GIII \$929.00  
GIV \$1155.00

78.30.006

Rough Valve Kit (quick connect)

\$359.00



1.34\_ \_93T

Roman Tub Set **Trim** with Deckmount Handshower and Diverter (quick connect)

GI \$1099.00  
GII \$1319.00  
GIII \$1485.00  
GIV \$1845.00

78.30.136

Rough Valve Kit (quick connect)

\$625.00

Photos for all options are available on website.



Carina (28)



Carina X (30)



Ceres II (50)



Nova II (48)



Polaris II (49)



1.44__93T	Roman Tub Set <b>Trim</b> with Deckmount Handshower and Diverter (quick connect)	GI \$1099.00 GII \$1319.00 GIII \$1485.00 GIV \$1845.00
78.30.136	Rough Valve Kit (quick connect)	\$625.00

Contemporary Floormount Tub Filler



1.3400530T	Single-hole Contemporary Floormount Tub Filler w/Handshower <b>Trim</b>	GI \$1699.00 GII \$2049.00 GIII \$2225.00 GIV Quote
18.30.409	Rough Kit Cartridge 18.15.101 Diverter Cartridge 18.15.100	\$239.00



1.4400530T	Single-hole Contemporary Floormount Tub Filler w/Handshower <b>Trim</b>	GI \$1699.00 GII \$2049.00 GIII \$2225.00 GIV Quote
18.30.409	Rough Kit Cartridge 18.15.101 Diverter Cartridge 18.15.100	\$239.00

Photos for all options are available on website.



Carina (28)



Carina X (30)



Ceres II (50)



Nova II (48)



Polaris II (49)



1.00\_520T Contemporary Floormount Tub Filler w/Handshower **Trim**

GI \$2275.00  
GII \$2745.00  
GIII \$2979.00  
GIV Quote

18.30.227 Rough Kit

\$395.00

## Bidet



1.00\_90 Bidet Set **Complete**

GI \$985.00  
GII \$1285.00  
GIII \$1409.00  
GIV \$1695.00

## Shower Options

**Note:** 2 Valve & 3 Valve Sets Available as Special Order. Please contact Customer Service.



1.00\_64T Pressure Balanced Shower Set **Trim**

GI \$489.00  
GII \$589.00  
GIII \$665.00  
GIV \$825.00

18.30.061 Rough Valve Only w/Integral Stops

\$269.00



1.00\_67T Pressure Balanced Shower by Shower Set **Trim**

**NOTE:** MUST purchase Showerhead, Arm, Flange, and other options separately.

GI \$449.00  
GII \$539.00  
GIII \$609.00  
GIV \$759.00

18.30.063 Rough Valve Only w/Integral Stops

\$ 335.00

Photos for all options are available on website.



Carina (28)



Carina X (30)




Ceres II (50)



Nova II (48)




Polaris II (49)



~~4.34\_\_68T Pressure Balanced Tub & Shower Set Trim~~

~~48.30.062 Rough Valve Only w/Integral Stops~~

E-Mini Thermostatic Sets



1.0R\_\_50 E-Mini Thermostatic Set **Complete**  
3-3/4" Round Plate, 7.0 gpm @ 45 psi

1.0R\_\_50 **Trim Only** for above

**Discontinued**

**Note:** Separate Volume Control or Positive Diverter required to operate system.

18.30.290 Rough Valve Only w/Integral Stops



1.0R\_\_51T **Trim Only** for E-Mini Thermostatic Set  
w/Integrated Control - Round

- GI \$275.00
- GII \$329.00
- GIII \$395.00
- GIV \$489.00

MUST ORDER VALVE SEPARATELY

18.30.291 Rough Valve Only w/Volume Control and Integral Stops \$379.00

- or -

18.30.292 Rough Valve Only w/Two-Way Diverter and Integral Stops \$399.00



1.0S\_\_51T **Trim Only** for E-Mini Thermostatic Set  
w/Integrated Control - Rectangle

- GI \$325.00
- GII \$389.00
- GIII \$439.00
- GIV \$545.00

MUST ORDER VALVE SEPARATELY

18.30.291 Rough Valve Only w/Volume Control and Integral Stops \$379.00

- or -

18.30.292 Rough Valve Only w/Two-Way Diverter and Integral Stops \$399.00

Photos for all options are available on website.



Carina (28)



Carina X (30)



Ceres II (50)



Nova II (48)



Polaris II (49)

## 1/2" Thermostatic Sets



1.07\_ \_96.V0T 1/2" Thermo Trim, No Volume Control,  
7" Round Plate, 14.5 gpm @ 45 psi

GI \$365.00  
GII \$439.00  
GIII \$529.00  
GIV \$659.00

**Note:** Separate Shut-Offs required to operate system


18.30.078 Rough Valve Only w/Integral Stops \$385.00



1.07\_ \_96.V1T 1/2" Thermo Trim, One Volume Control,  
7" Round Plate, 14.5 gpm @ 45 psi

GI \$399.00  
GII \$479.00  
GIII \$575.00  
GIV \$715.00

18.30.076 Rough Valve Only w/Integral Stops \$415.00




1.07\_ \_96.V2T 1/2" Thermo Trim, Two Volume Controls,  
7" Round Plate, 14.5 gpm @ 45 psi

GI \$435.00  
GII \$525.00  
GIII \$629.00  
GIV \$785.00

18.30.077 Rough Valve Only w/Integral Stops \$449.00

## 3/4" Thermostatic Sets



1.07\_ \_97T 3/4" Thermo Trim  
Designed for 2 or more exits. With 56 psi this valve delivers  
a maximum of 14.28 gpm at the top exit and 11.10 gpm at the  
bottom exit. Remote ball valves recommended for maintenance.  
7" Round Plate.

GI \$355.00  
GII \$429.00  
GIII \$485.00  
GIV \$605.00

**Note:** Separate Shut-Offs required to operate system

18.30.071 Rough Valve Only \$1235.00

Photos for all options are available on website.



Carina (28)



Carina X (30)



Ceres II (50)



Nova II (48)



Polaris II (49)



1.08\_97DT

3/4" Valve w/Trim, **Trim**

Designed for 2 or more exits. With 56 psi this valve delivers a maximum of 14.28 gpm at the top exit and 11.10 gpm at the bottom exit. Valve includes integral stops. 9" Round Contemporary Plate.

**Note:** Separate Shut-Offs required to operate system

GI \$415.00  
GII \$499.00  
GIII \$565.00  
GIV \$705.00

18.30.171

Rough Valve Only w/Integral Stops

\$1425.00

Wall Valves



1.00\_87T

**Trim Only** for Wall Valve

GI \$175.00  
GII \$219.00  
GIII \$249.00  
GIV \$315.00

MUST ORDER VALVE SEPARATELY

78.30.020

1/2" Shut-Off Rough Valve Only

\$125.00

78.30.023

3/4" Shut-Off Rough Valve Only

\$165.00

78.30.255

3 Port In-Wall Diverter Rough Valve Only  
(One inlet, two outlets with positive shut-off.)

\$269.00

78.30.253

4 Port In-Wall Diverter Rough Valve Only  
(One inlet, three outlets with positive shut-off.)

\$295.00

Showerheads and Body Sprays

**For more Water Smart 2.0 gpm showerheads and other options, please refer to Showerheads tab.**



18.10.009

6 Plunger Deluxe Showerhead w/8" Arm & Std Flange

GI \$225.00  
GII \$275.00  
GIII \$309.00  
GIV \$385.00



18.10.091

Multi-spray Showerhead w/8" Arm & Std Flange

GI \$215.00  
GII \$279.00  
GIII \$325.00  
GIV \$405.00




18.10.123

2" Round Body Spray w/Round Flange,  
Easy Clean Jets, Adjustable, 1/2" NPT

GI \$189.00  
GII \$249.00  
GIII \$289.00  
GIV \$359.00

# Series 3400/4400



18.10.360

Slidebar w/Handshower Kit  
(Includes contemporary sidebar, contemporary handshower wand, 60" spiral hose, waterway, & back flow preventer)

GI \$725.00  
GII \$929.00  
GIII \$1135.00  
GIV \$1409.00



18.10.136

Contemporary Wallmount Handshower Kit  
(Includes contemporary handshower wand, 60" spiral hose, waterway, wall bracket & back flow preventer)

GI \$599.00  
GII \$769.00  
GIII \$925.00  
GIV \$1279.00

Photos for all options are available on website.

## Series 92 Accessories for Ceres II (50), Nova II (48), Polaris II (49), Carina (28), Carina-X (30)



Carina (28)



Carina X (30)



Ceres II (50)



Nova II (48)



Polaris II (49)



1.92PH00

Paper Holder w/bracket

GI \$195.00  
GII \$235.00  
GIII \$265.00  
GIV \$329.00



1.92RH00

Robe Hook w/bracket

GI \$165.00  
GII \$199.00  
GIII \$239.00  
GIV \$359.00



1.92TR00

Towel Rod w/bracket

GI \$165.00  
GII \$215.00  
GIII \$295.00  
GIV \$369.00



1.92TB18

Towel Bar 18" w/brackets

GI \$175.00

1.92TB24

Towel Bar 24" w/brackets

GII \$209.00

GIII \$265.00

GIV \$329.00

Both:

# *Sigma Touch*



*Programmable systems for tubs and showers*  
**DUAL FUNCTION TOUCH**

**CUSTOMIZABLE**



**CONTROL REMOTELY**



# SIGMA Touch

## FULLY PROGRAMMABLE MULTI-FUNCTION ELECTRONIC SYSTEMS FOR TUBS AND SHOWERS

An ideal combination of technology and design delivers a custom bathing solution in an elegant, intuitive system.

- Three Presets**  
 allows up to three individual programs to select your ideal water temperature at the touch of a button
- Two Outlets**  
 allows the user to select their desired bathing outlet with precision and ease
- Two Electronic Control Dials**  
 allows the user to simply and efficiently manage temperature and bathing outlet options  
 On/Off • Volume Control • Diverter • Temperature Control
- Remote Control**  
 allows user to manage all bathing functions from up to twenty feet away - with the touch of a button or a turn of the dial *(Optional)*
- Decorative Escutcheons**  
 to coordinate the design of your entire product suite *(Optional)*

### Controller Unit



1.0000710

Electronic Control Dials and Operating Module - complete

\$3478.00 List

Chrome (26), Satin Nickel PVD (42), Polished Nickel PVD (43), and Sable Bronze (80). Other finishes by Special Order.

### Backplates for Operating Unit Interface *(Optional)*



18.12.115

Square Back Plate (pair)  
(2-1/4" x 2-1/4")

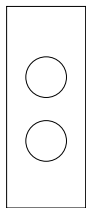
\$ 102.00



18.12.116

Round Back Plate (pair)  
(2-1/4" diameter)

\$ 102.00



18.12.113

Double Back Plate  
(7" x 2-3/4" with two mounting holes)

\$ 137.00

### Remote Control Interface *(Optional)*



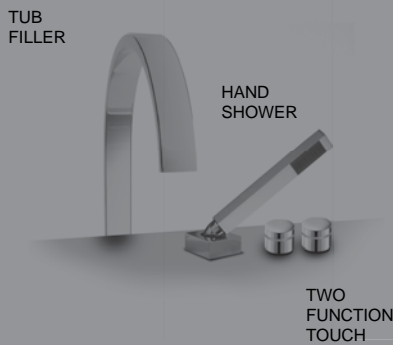
1.0000711

Remote Control Interface  
(includes charging station)

\$ 797.00

## System 2S

Includes 2-function Touch programmable bath and shower system featuring electronic temperature selection, regulation and water management. Electronic diverter provides precise user control. Pre-program up to 3 distinct user preferences. Contemporary floor mounted tub filler and easy-clean handshower.



2TOUCHS

System 2S



System 2S includes:

# Discontinued

- 1,000,071 Dual Function Touch System
- 18.15.141 1600 Floor Mount Roman Tub Spout
- 18.10.039 Square Base with Elbow
- 18.10.016 60" Spiral Brass Hose
- 18.15.054 24" Braided Stainless Steel Hose
- 18.10.168 Flat Contemporary Handshower Wand

## System 5S

Includes 2-function Touch programmable bath and shower system featuring electronic temperature selection, regulation and water management. Electronic diverter provides precise user control. Pre-program up to 3 distinct user preferences. Contemporary height adjustable handshower assembly and large rainshower delivers a drenching full coverage experience. Both showers feature easy-clean technology for years of high-performance.



5TOUCHS

System 5S



System 5S includes:

# Discontinued

- 1,000,071 Dual Function Touch System
- 18.10.039 12" Square Contemporary Showerhead
- 18.10.140 8" Straight Shower Arm
- 18.10.049 Square Flange
- 18.10.132 Square Contemporary Slidebar w/ Handshower Kit (Slidebar, wand, 60" spiral hose, waterway, backflow preventer)

## System 5R

Includes 2-function Touch programmable bath and shower system featuring electronic temperature selection, regulation and water management. Electronic diverter provides precise user control. Pre-program up to 3 distinct user preferences. Contemporary height adjustable handshower assembly and large rainshower delivers a drenching full coverage experience. Both showers feature easy-clean technology for years of high-performance.



5TOUCHR

System 5R



System 5R includes:

# Discontinued


- 1,000,071 Dual Function Touch System
- 18.10.047 12" Square Contemporary Showerhead
- 18.10.140 8" Straight Shower Arm
- 18.10.102 Deluxe Flange
- 18.10.360 Round Contemporary Slidebar w/ Handshower Kit (Slidebar, wand, 60" spiral hose, waterway, backflow preventer)



# *Kitchen and Bar*



*Single-hole, pull-out kitchen faucet*



# Kitchen & Bar

## Single-hole Kitchen



1.3800023

Contemporary Kitchen Pull-out  
Dual Function Sprayer & Swivel Spout

Available in Chrome (26), Matte Black (18),  
Sable Bronze (80), & Satin Nickel (69)

GI \$839.00  
GII \$950.00  
GIII N/A  
GIV N/A

Optional Temperature Sensor Light: Available at Time of Purchase \$255.00




1.3695020

Single Lever Kitchen

Available in all Sigma finishes

**Discontinued**

GI \$765.00  
GII \$995.00  
GIII \$1095.00  
GIV \$1314.00



1.3695022

Single Lever Kitchen w/Sidespray

Available in all Sigma finishes

**Discontinued**

GI \$947.00  
GII \$1231.00  
GIII \$1354.00  
GIV \$1625.00



1.3795023

Single Lever Kitchen w/Pull-out Spray

Available in Chrome (26), Polished Nickel PVD (43),  
Sable Bronze (80), & Satin Nickel (69)

GI \$795.00  
GII \$995.00  
GIII \$1145.00  
GIV N/A



1.2500022

2500 Single Lever Kitchen w/Sidespray

Swivel Spout, 9" spout center to center

GI \$1069.00  
GII \$1338.00  
GIII \$1527.00  
GIV \$1832.00

## Widespread Kitchen



~~4.35\_\_040~~

350 Widespread Kitchen

Swivel Spout, 10-1/4" spout center to center, 8" height



~~4.35\_\_042~~

350 Widespread Kitchen with Metal Handspray

SIDESPRAY WITH HOSE 18.07.024

Swivel Spout, 10-1/4" spout center to center, 8" height

## Pillar Kitchen



1.35\_\_030

Pillar Kitchen

Swivel Spout, 10-1/4" spout center to center, 8-1/2" height

(Custom Option: High-arc extended swivel spout,  
11" center to center, 14" overall height)

(Add \$75 each for Luxembourg or Venezia handles)

GI \$995.00  
GII \$1245.00  
GIII \$1435.00  
GIV \$1779.00



1.35\_ \_032

Pillar Style Kitchen Faucet with Handspray

Swivel Spout, 10-1/4" spout center to center, 8-1/2" height

(Custom Option: High-arc extended 9" or 11" swivel spout)

GI \$1295.00  
GII \$1425.00  
GIII \$1639.00  
GIV \$2035.00

## Wallmount Kitchen



1.35\_ \_033

Pillar Wallmount Kitchen

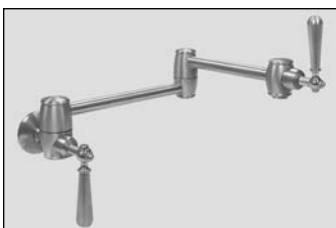
10-1/4" spout center to center on wall,  
8" height, 12-3/4" projection from wall

(Custom Option: High-arc extended swivel spout,  
11" center to center, 14" overall height)

(Add \$75 each for Luxembourg or Venezia handles)

GI \$995.00  
GII \$1195.00  
GIII \$1375.00  
GIV \$1705.00

## Pot Filler



1.00\_ \_039

Wallmounted Pot Filler

**Cold Water Only**

19" Folding Spout w/ dual 1/4 turn ceramic valves  
1/2" NPT connection

**Note:** Not all handles compatible

GI \$915.00  
GII \$1099.00  
GIII \$1265.00  
GIV \$1569.00

## Drinking Faucet



APS.37.008

Water Dispenser (Faucet Part Only)

**Cold Water Only**

6" center to center, 8" height

**Discontinued**

GI \$75.00  
GII \$95.00  
GIII \$115.00  
GIV \$135.00



APS.37.011

Standard Water Dispenser (Faucet Part Only)

**Cold Water Only**

2-3/4" center to center, 6" height

**Discontinued**

GI \$65.00  
GII \$85.00  
GIII \$105.00  
GIV \$125.00



1.350044


350 Cold Water Drinking Faucet for Kitchen or Bar

5-1/4" center to center, 7-3/4" height

**Discontinued**

GI \$285.00  
GII \$325.00  
GIII \$355.00  
GIV \$385.00

## Bar Faucets



1.02\_ \_10

Single-hole Y-body Bar Faucet

Swivel Spout, 6-1/2" center to center, 11-3/4" overall height

**Note:** Not all handles compatible

# Kitchen & Bar



1.02\_ \_11

Single-hole T-body Bar Faucet  
Swivel Spout, 6-1/2" center to center, 13-3/4" overall height

**Note:** Not all handles compatible  
(Shown with Wing Handle #92)

GI \$625.00  
GII \$749.00  
GIII \$865.00  
GIV \$1075.00



1.03\_ \_11

Single-hole T-body Bar Faucet for Kitchen or Bar  
Extended Swivel Spout, 11" center to center, 14-1/2" overall height

**Note:** Not all handles compatible

GI \$639.00  
GII \$769.00  
GIII \$885.00  
GIV \$1099.00



1.05\_ \_10

350 Y-body Bar Faucet  
Swivel Spout, 7-3/4" center to center, 10-1/4" overall height


**Note:** Not all handles compatible



1.06\_ \_10

350 Y-body Bar Faucet w/Extended Spout,  
Swivel Spout, 10-1/4" center to center, 10-1/4" height

**Note:** Not all handles compatible



1.04\_ \_10

Contemporary Single-hole Y-Body Bar Faucet  
Swivel Spout, 6-1/2" center to center, 11-3/4" height

**Note:** Not all handles compatible - choose from 3400/4400 Series:  
Carina (28), Carina-X (30), Ceres II (50) Nova II (48), Polaris II (49)




1.02\_ \_00

Widespread Bar Faucet  
Swivel Spout, 6-1/2" center to center  
(Also available: High-arc extended swivel spout,  
11" center to center, 14" overall height)

(Add \$200 each for Luxembourg or Venezia handles)

GI \$639.00  
GII \$769.00  
GIII \$885.00  
GIV \$1099.00

## Kitchen & Bar Accessories



18.06.001

Cover Plate 6"  
Width 2-1/2", center hole 1-3/8"

GI \$65.00  
GII \$79.00  
GIII \$95.00  
GIV \$119.00



18.06.002

Cover Plate 10"  
Width 2-3/8", center hole 1-3/8"

GI \$95.00  
GII \$115.00  
GIII \$135.00  
GIV \$169.00



18.11.270

Faucet-hole cover, 2" diameter  
Covers 2" faucet hole in sink or deck

**Discontinued**

GI \$35.00  
GII \$45.00  
GIII \$55.00  
GIV \$69.00



18.37.001

Air Gap UPC  
Cap and ring cover entire exposed top of air gap

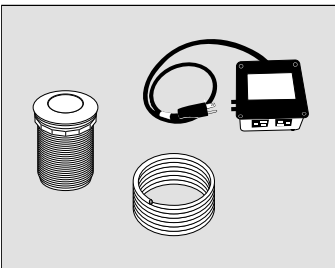
GI \$29.00  
GII \$35.00  
GIII \$45.00  
GIV \$59.00



18.37.017

Air Activated Switch Button **Only**  
for Disposal

GI \$79.00  
GII \$95.00  
GIII \$109.00  
GIV \$139.00



18.37.018

Air Activated Switch Button for Disposal  
w/Controller **Complete**  
Includes 6' of Air Tubing

GI \$225.00  
GII \$269.00  
GIII \$309.00  
GIV \$385.00



18.37.007

Soap / Lotion Dispenser with plunger,  
flange, and bottle  
Solid brass plunger and flange

GI \$135.00  
GII \$165.00  
GIII \$189.00  
GIV \$235.00

**Bar Strainers**



APS.11.260

Midget duo strainer basket, 1-1/2" NPT, fits 2" sink openings.  
Complete with nuts and washers.  
Basket depth 1-1/4"  
Solid Brass

GI \$55.00  
GII \$69.00  
GIII \$79.00  
GIV \$99.00



APS.11.261

Junior strainer basket 1-1/2" NPT, fits 2" sink openings.  
Complete with nuts and washers.  
Solid Brass

GI \$59.00  
GII \$75.00  
GIII \$89.00  
GIV \$115.00

## Kitchen Basket Strainers



APS.11.251	Wing nut twist lock kitchen strainer. Complete with nuts and washers Fits 3-1/2" to 4" opening w/4-3/8" flange diameter Solid Brass	GI \$89.00 GII \$109.00 GIII \$129.00 GIV \$159.00
------------	--	---




APS.11.252	Button drop post kitchen strainer. Complete with nuts and washers. Fits 3-1/2" to 4" opening w/4-3/8" flange diameter Solid Brass	GI \$75.00 GII \$89.00 GIII \$105.00 GIV \$135.00
------------	--	--

## Waste Disposer Trim & Stoppers



APS.11.361	Standard waste disposer trim with disposer stopper/ strainer unit ISE type units with 3-3/8" I.D. (Installation required)	GI \$99.00 GII \$119.00 GIII \$139.00 GIV \$175.00
------------	--	---



APS.11.362	Waste disposer trim with disposer stopper/strainer unit with large collar. (This is for fireclay sink applications) For ISE type units.	GI \$155.00 GII \$189.00 GIII \$219.00 GIV \$275.00
------------	--	--



APS.11.363	Waste disposer trim with disposer stopper/strainer unit with large collar (This is for fireclay sink applications) For three-mount bolt Waste King Unit	GI \$155.00 GII \$189.00 GIII \$219.00 GIV \$275.00
------------	--	--

## Garbage Disposal Flanges & Stoppers



APS.11.254	Garbage disposal flange. Fits Emerson, Grainger, InSinkErator, Kenmore and KitchenAid Solid Brass	GI \$45.00 GII \$55.00 GIII \$65.00 GIV \$85.00
------------	--	--



APS.11.255	Garbage disposal stopper for garbage disposal flange (fits APS.11.254) Solid Brass	GI \$35.00 GII \$45.00 GIII \$55.00 GIV \$69.00
------------	--	--




APS.11.280	Flange and Stopper Set (Includes flange and stopper)	GI \$75.00 GII \$89.00 GIII \$105.00 GIV \$135.00
------------	---	--

**Note:** See *Plumbing Specialties* section for related items.

# *Tub Fillers & Shower Systems*



*Freestanding Tub Filler - 2300530*



# Contemporary Floor Mounts

## Single Leg Tub Filler



1.1100530T

Contemporary Floormount Single-hole Tub Filler  
w/Handshower **Trim**

GI \$1699.00  
GII \$2049.00  
GIII \$2225.00  
GIV Quote

18.30.409

Rough Kit

\$239.00



1.1600530T

Contemporary Floormount Single-hole Tub Filler  
w/Handshower **Trim**

GI \$1699.00  
GII \$2049.00  
GIII \$2225.00  
GIV Quote

18.30.409

Rough Kit

\$239.00



1.1700530T

Contemporary Floormount Single-hole Tub Filler  
w/Handshower **Trim**

GI \$1699.00  
GII \$2049.00  
GIII \$2225.00  
GIV Quote

18.30.409

Rough Kit

\$239.00



1.3400530T

Single-hole Contemporary Floormount Tub Filler  
w/Handshower **Trim**

GI \$1699.00  
GII \$2049.00  
GIII \$2225.00  
GIV Quote

18.30.409


Rough Kit

\$239.00

# Contemporary Floor Mounts



1.4400530T	Single-hole Contemporary Floormount Tub Filler w/Handshower <b>Trim</b>	GI \$1699.00 GII \$2049.00 GIII \$2225.00 GIV Quote
18.30.409	Rough Kit	\$239.00



18.15.141	Floormount Tub Spout <b>Complete</b> <i>34" High</i>	GI \$1695.00 GII \$1845.00 GIII \$1995.00 GIV \$2095.00
18.15.141T	<b>Trim Only</b> for above	GI \$1305.00 GII \$1455.00 GIII \$1605.00 GIV \$1705.00
18.30.207	Rough Kit Unrestricted Flow	\$390.00

**Discontinued**

**Note:** Suggested for use with SIGMA TOUCH Electronic Thermostatic System or with 3/4" Volume Controls (Purchased Separately)



1.2300530T	Floormount Tub Filler w/Handshower <b>Trim</b>	GI \$3169.00 GII \$3839.00 GIII \$4319.00 GIV Quote
18.30.407	Rough Kit	\$395.00

## Double Leg Tub Filler



1.00__520T	Contemporary Floormount Tub Filler w/Handshower <b>Trim</b>	GI \$2275.00 GII \$2745.00 GIII \$2979.00 GIV Quote
18.30.227	Rough Kit	\$395.00



# Contemporary Deck Mount

## Contemporary Deckmount Tub Filler



1.00\_\_510

Contemporary Deckmount tub filler with handshower **Complete**

GI \$1645.00  
GII \$1985.00  
GIII \$2155.00  
GIV Quote



50

Ceres II



48

Nova II



49

Polaris II



92

Prana



07

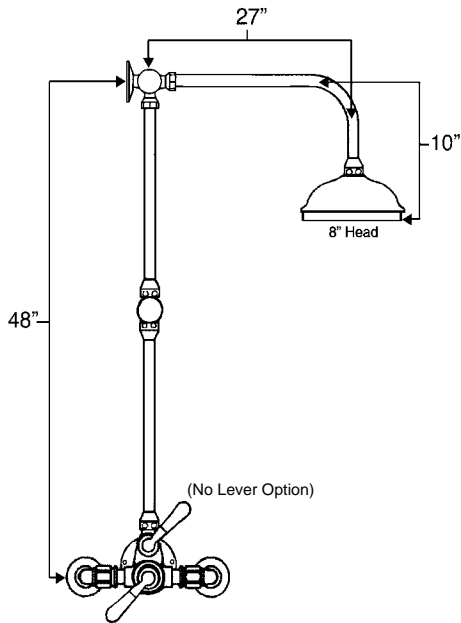
Stella



08

Stella X

Butler Mill Exposed Shower Units  
1/2" Exposed Thermostatic Systems



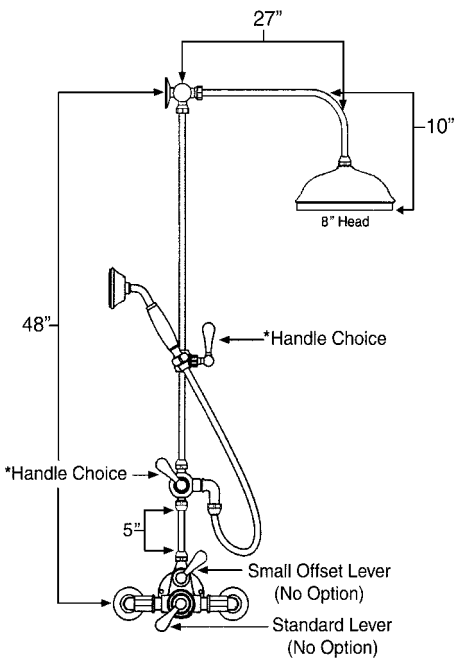
1.0098900

1/2" Exposed Lever by Lever Thermostatic Shower Set

GI \$3845.00  
GII \$4309.00  
GIII \$4829.00  
GIV QUOTE

**Note:** DO NOT rough without copper rough-in guide. Guide will be sent ahead.

Note: Actual measurement may vary



1.00\_\_910

1/2" Exposed Thermostatic Shower Set with Built-in Diverter and Standard Handshower

GI \$4745.00  
GII \$5315.00  
GIII \$5955.00  
GIV QUOTE

**Note:** DO NOT rough without copper rough-in guide. Guide will be sent ahead.

Note: Actual measurement may vary

\*Handle Choices:



#96 Small Offset Lever



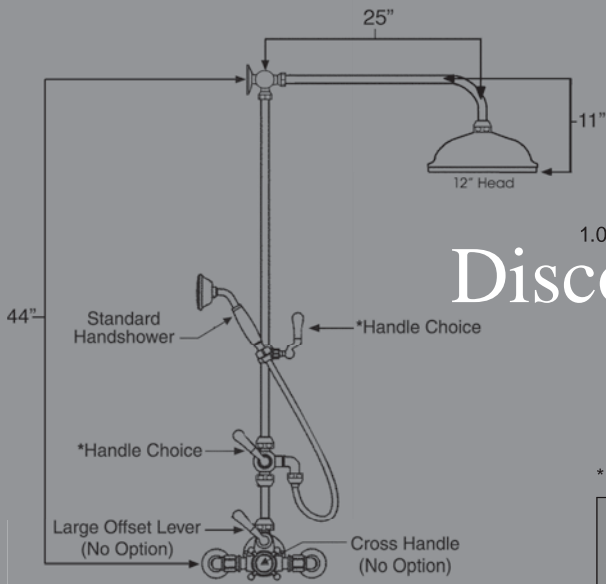
#98 Cross Handle



#75 Hex Cross Handle

**Note:** #96 Small Offset Lever available for Butler Mill Exposed application only

Butler Mill Exposed Shower Units  
3/4" Exposed Thermostatic Systems



Discontinued


- 1.00 \_ 950 Deluxe 3/4" Exposed Thermostatic Set with Built-in Diverter and Standard Handshower GI \$3880.00
- GII \$5044.00
- GIII \$6557.00
- GIV QUOTE

**Note:** System requires 1/2" inlets.  
DO NOT rough without copper rough-in guide. Guide will be sent ahead.


\*Handle Choices:



#99 Large Offset Lever




#98 Cross Handle



#75 Hex Cross Handle

**Note:** #99 Large Offset Lever available for Butler Mill Exposed application only

Telephone Handshowers and Tub Fillers

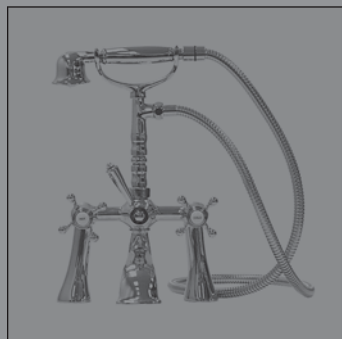


1.18 \_ 500 Wallmount Telephone Handshower (Extensions Available)

- GI \$1069.00
- GII \$1219.00
- GIII \$1329.00
- GIV QUOTE

**Note:** Ceramic handshower wand available on request

Specifications available at: [www.sigmafaucet.com](http://www.sigmafaucet.com)



1.18 \_ 510 Deckmount Telephone Handshower with Flared Legs  
(Add \$5.00 each for Luxmont or Venezia lever.)

Discontinued

- GI \$958.00
- GII \$1245.00
- GIII \$1370.00
- GIV QUOTE

**Note:** Ceramic handshower wand available on request

Specifications available at: [www.sigmafaucet.com](http://www.sigmafaucet.com)



1.18\_ \_511

Deckmount Telephone Handshower  
with Extended 8" Legs  
(For mounting over tub rim)

(Add \$75.00 each for Luxembourg or Venezia lever.)

GI \$1295.00  
GII \$1459.00  
GIII \$1595.00  
GIV QUOTE

**Note:** Ceramic handshower wand available on request

Specifications available at: [www.sigmafaucet.com](http://www.sigmafaucet.com)



1.18\_ \_520

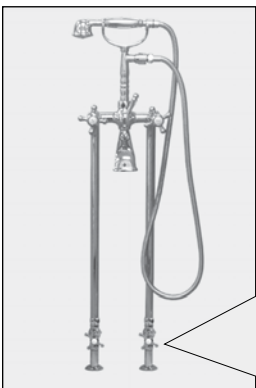
Floormount Telephone Handshower

(Add \$75.00 each for Luxembourg or Venezia lever.)

GI \$1595.00  
GII \$1735.00  
GIII \$1895.00  
GIV QUOTE

**Note:** Ceramic handshower wand available on request

Specifications available at: [www.sigmafaucet.com](http://www.sigmafaucet.com)



1.18\_ \_521

Floormount Telephone Handshower Set  
with Riser & Shut-off Kit (1.18\_ \_246)

(Add \$75.00 each for Luxembourg or Venezia lever.)

GI \$1995.00  
GII \$2275.00  
GIII \$2529.00  
GIV QUOTE

**Note:** Ceramic handshower wand available on request



Specifications available at: [www.sigmafaucet.com](http://www.sigmafaucet.com)

## Telephone Handshower Accessories



18.11.250

Stabilizer Tee

GI \$159.00  
GII \$205.00  
GIII \$255.00  
GIV \$319.00



78.11.409

3/4" Double 27" Articulating Stabilizer Arm  
(1) per each leg

GI \$195.00  
GII \$275.00  
GIII \$339.00  
GIV \$425.00

# Butler Mill and Brassworks LTD.



18.10.151

Wall Stabilizer for Floormount Telephone  
(1) per each leg  
3/4" diameter ID - 17-1/4" length

GI \$175.00  
GII \$225.00  
GIII \$285.00  
GIV \$355.00



18.10.253

3/4" Extension Nipples 2" Long (Pair) Only  
for Wallmount Telephone Handshower  
3/4" NPT x 3/4" NPS


GI \$75.00  
GII \$99.00  
GIII \$125.00  
GIV \$155.00



18.10.254

3/4" Extension Nipples 4" Long (Pair) Only  
for Wallmount Telephone Handshower  
3/4" NPT x 3/4" NPS

GI \$85.00  
GII \$109.00  
GIII \$135.00  
GIV \$169.00



1.18\_\_246

Risers & Shut-off Kit  
for Floor Mounting (32" tall)  
  
(Includes (2) 3/4" Risers 26" tall, (2) Shut-offs,  
(2) 4" Nipples, (2) Floor Flanges)  
  
(Add \$75.00 each for Luxembourg or Venezia lever.)

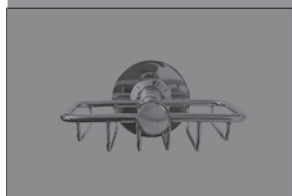
GI \$965.00  
GII \$1239.00  
GIII \$1515.00  
GIV \$1879.00



1.18\_\_256

(2) Shut-offs for Risers  
  
1/4 Turn Ceramic Disc Cartridge  
w/Swivel Connection Nuts  
  
(Add \$75.00 each for Luxembourg or Venezia lever.)

GI \$425.00  
GII \$545.00  
GIII \$665.00  
GIV \$825.00



18.18.230

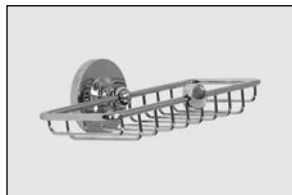
Straight Basket 5"

## Discontinued

GI \$95.00  
GII \$145.00  
GIII \$245.00  
GIV \$285.00

**Note:** Ceramic buttons available upon request

## Butler Mill Baskets

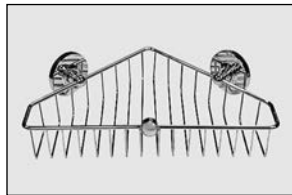


18.18.233

Deluxe Straight Basket 9"

GI \$139.00  
GII \$185.00  
GIII \$289.00  
GIV \$359.00

**Note:** Ceramic buttons available upon request



18.18.232

Deluxe Corner Basket

GI \$215.00  
GII \$269.00  
GIII \$345.00  
GIV \$429.00

**Note:** Ceramic buttons available upon request

# Showerheads and Personal Handshowers

## Showerheads




18.10.024

6 Plunger Deluxe  
Showerhead Only

*Water saving version available as WS.10.024*

GI \$189.00  
GII \$245.00  
GIII \$299.00  
GIV \$375.00



18.10.111

6 Plunger Tulip-showerhead Only

*Water saving 2.0 GPM version available as WS.10.111*

**Discontinued**

GI \$166.00  
GII \$216.00  
GIII \$238.00  
GIV \$286.00



18.10.060

8 Plunger Ultra Showerhead Only

*Water saving version available as WS.10.060*

GI \$289.00  
GII \$369.00  
GIII \$409.00  
GIV \$489.00



18.10.051

3-Way Multi-spray - Showerhead Only

*Water saving version available as WS.10.051*

GI \$149.00  
GII \$189.00  
GIII \$209.00  
GIV \$249.00



18.10.050

5" Traditional Rainhead Only

**Discontinued**

18.10.052

8" Skirted Rainhead Only

*Water saving version available as WS.10.052*

GI \$395.00  
GII \$509.00  
GIII \$559.00  
GIV \$675.00



18.10.054

12" Skirted Rainhead Only 3/4" inlet

*Water saving version available as WS.10.054*

GI \$689.00  
GII \$885.00  
GIII \$975.00  
GIV \$1169.00



18.10.058

Solid Brass 3-Way Multi-spray  
Spoke Showerhead Only

*Water saving 1.1 GPM version available as WS.10.058*

**Discontinued**

GI \$316.00  
GII \$411.00  
GIII \$452.00  
GIV \$542.00

# Showerheads and Personal Handshowers



18.10.037

6" x 7" Rectangular Showerhead with swivel Easy Clean Jets,  
1/2" NPT

*Water saving version available as WS.10.037*

GI \$349.00  
GII \$419.00  
GIII \$475.00  
GIV \$609.00



18.10.042

7" Round Showerhead with swivel Easy Clean Jets, 1/2" NPT

*Water saving version available as WS.10.042*

GI \$379.00  
GII \$455.00  
GIII \$515.00  
GIV \$695.00

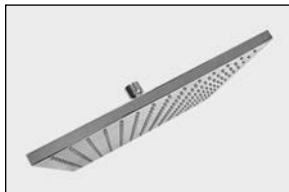


18.10.047

12" Round Showerhead with swivel Easy Clean Jets, 1/2" NPT

*Water saving version available as WS.10.047*

GI \$1279.00  
GII \$1709.00  
GIII \$1975.00  
GIV \$2589.00



18.10.088

12" Square Showerhead with swivel Easy Clean Jets, 1/2" NPT

*Water saving version available as WS.10.088*

GI \$1409.00  
GII \$1645.00  
GIII \$2059.00  
GIV \$2515.00



18.10.131

7" Round Showerhead w/ 19" x 4" Shower Arm  
& Square Flange  
Easy Clean Jets

GI \$495.00  
GII \$595.00  
GIII \$669.00  
GIV \$835.00

## Body Sprays



18.10.063

Body Spray

*Water saving version available as WS.10.063*

GI \$149.00  
GII \$195.00  
GIII \$229.00  
GIV \$335.00



18.10.124

Round Body Spray w/Square Flange, Easy Clean Jets,  
Adjustable, 1/2" NPT

*Water saving version available as WS.10.124*

GI \$189.00  
GII \$229.00  
GIII \$259.00  
GIV \$329.00



18.10.129

Square Body Spray w/Square Flange, Easy Clean Jets,  
Adjustable, 1/2" NPT

*Water saving version available as WS.10.129*

GI \$189.00  
GII \$229.00  
GIII \$259.00  
GIV \$329.00

# Showerheads and Personal Handshowers



18.10.123

2" Round Body Spray w/Round Flange,  
Easy Clean Jets, Adjustable, 1/2" NPT

*Water saving version available as WS.10.123*

GI \$189.00  
GII \$249.00  
GIII \$289.00  
GIV \$359.00



18.10.138

2" Square Body Spray w/Round Flange,  
Easy Clean Jets, Adjustable, 1/2" NPT

*Water saving version available as WS.10.138*

GI \$189.00  
GII \$245.00  
GIII \$299.00  
GIV \$319.00

## Shower Arms & Flanges



18.10.043

8" Extended Shower Arm, 1/2" NPT  
Solid Brass


GI \$35.00  
GII \$45.00  
GIII \$55.00  
GIV \$69.00



18.10.141

L-Shaped Shower Arm,  
12" x 4", 1/2" NPT  
Solid Brass


GI \$75.00  
GII \$99.00  
GIII \$125.00  
GIV \$155.00



18.10.142

L-Shaped Shower Arm,  
19" x 4", 1/2" NPT  
Solid Brass

GI \$105.00  
GII \$135.00  
GIII \$165.00  
GIV \$205.00




18.10.103

Extended Shower Arm,  
26" x 6", 1/2" NPT  
Solid Brass

*(Not for use with Butler Mill exposed systems)*

GI \$199.00  
GII \$255.00  
GIII \$315.00  
GIV \$395.00



18.10.106

Extended Shower Arm,  
26" x 6", 3/4" NPT  
Solid Brass

*(Not for use with Butler Mill exposed systems)*

GI \$235.00  
GII \$305.00  
GIII \$375.00  
GIV \$465.00











APS.10.147

"S" Shower Arm  
Raises showerhead approximately 10" from inlet, 1/2" NPT  
Solid Brass

GI \$165.00  
GII \$215.00  
GIII \$265.00  
GIV \$329.00

# Showerheads and Personal Handshowers

	18.10.154	4" Straight Shower Neck, Ceiling Mount, 1/2" NPT Solid Brass	GI \$35.00 GII \$55.00 GIII \$69.00 GIV \$89.00
	18.10.156	4" Straight Shower Neck, Ceiling Mount, 3/4" NPT, Solid Brass <b>Note:</b> One end of neck is tapered thread and one end is straight.	GI \$45.00 GII \$69.00 GIII \$85.00 GIV \$109.00
	18.10.140	6" Straight Shower Neck, Ceiling Mount, 1/2" NPT Solid Brass	GI \$45.00 GII \$69.00 GIII \$85.00 GIV \$109.00
	18.10.143	8" Straight Shower Neck, Ceiling Mount, 3/4" NPT, Solid Brass <b>Note:</b> One end of neck is tapered thread and one end is straight.	GI \$55.00 GII \$79.00 GIII \$99.00 GIV \$125.00
	18.10.146	16" Straight Shower Neck, Ceiling Mount, 1/2" NPT Solid Brass	GI \$139.00 GII \$175.00 GIII \$215.00 GIV \$269.00
	18.10.144	18" Straight Shower Neck, Ceiling Mount, 3/4" NPT, Solid Brass <b>Note:</b> One end of neck is tapered thread and one end is straight.	GI \$149.00 GII \$189.00 GIII \$229.00 GIV \$285.00
	18.10.150	Ceiling Bracket or Wall Stabilizer 1/2" diameter ID 17-1/4" length	Both Sizes: GI \$175.00 GII \$225.00 GIII \$285.00 GIV \$355.00
	18.10.151	Ceiling Bracket or Wall Stabilizer 3/4" diameter ID 17-1/4" length	
	18.10.003	1/2" Stamped Shower Flange	GI \$15.00 GII \$29.00 GIII \$49.00 GIV \$65.00
	18.10.102	Deluxe Shower Flange, 1/2" NPT	GI \$39.00 GII \$59.00 GIII \$75.00 GIV \$95.00
	18.10.100	Deluxe Shower Flange, 3/4" NPT	GI \$45.00 GII \$79.00 GIII \$105.00 GIV \$135.00
	18.10.049	Shower Flange, 1/2" NPT Solid Brass	GI \$69.00 GII \$89.00 GIII \$109.00 GIV \$139.00

# Handshower Kits & Slide Bars

## Handshower Kits



18.10.252

Deck Handshower Kit

(Includes handshower wand, base, 60" spiral hose, connecting hose)

*Water saving version available as WS. 10.252*

GI \$349.00  
GII \$449.00  
GIII \$549.00  
GIV \$685.00



18.10.250

Wallmount Handshower Kit

(Includes handshower wand, 60" spiral hose, waterway, swivel wall bracket & back low preventer)

*Water saving version available as WS. 10.250*

GI \$375.00  
GII \$449.00  
GIII \$565.00  
GIV \$729.00



18.10.135

Square Contemporary Wallmount Handshower Kit

(Includes handshower wand, 60" spiral hose, waterway, wall bracket & back low preventer)

*Water saving version available as WS. 10.135*

GI \$599.00  
GII \$769.00  
GIII \$925.00  
GIV \$1149.00



18.10.136

Contemporary Wallmount Handshower Kit

(Includes contemporary handshower wand, 60" spiral hose, waterway, wall bracket & back low preventer)

*Water saving version available as WS. 10.136*

GI \$599.00  
GII \$769.00  
GIII \$925.00  
GIV \$1279.00

## Slide Bars



18.10.022

Contemporary Slidebar

GI \$285.00  
GII \$365.00  
GIII \$449.00  
GIV \$559.00



18.10.021

Traditional Slidebar

GI \$385.00  
GII \$495.00  
GIII \$605.00  
GIV \$755.00

# Handshower Kits & Slide Bars



18.10.139

Square Contemporary Slidebar

GI \$645.00  
 GII \$829.00  
 GIII \$1015.00  
 GIV \$1259.00

## Slide Bar Kits



18.10.272

Slidebar w/Handshower Kit

(Includes contemporary slidebar, handshower wand, 60" spiral hose, waterway, swivel wall bracket & back low preventer)

*Water saving version available as WS.10.272*

GI \$629.00  
 GII \$809.00  
 GIII \$989.00  
 GIV \$1229.00



18.10.274

Slidebar w/Handshower Kit

(Includes traditional slidebar, handshower wand, 60" spiral hose, waterway, swivel wall bracket & back low preventer)

*Water saving version available as WS.10.274*

GI \$689.00  
 GII \$829.00  
 GIII \$935.00  
 GIV \$1339.00



18.10.360

Slidebar w/Handshower Kit

(Includes contemporary slidebar, contemporary handshower wand, 60" spiral hose, waterway, & backflow preventer)

*Water saving version available as WS.10.360*

GI \$725.00  
 GII \$929.00  
 GIII \$1135.00  
 GIV \$1409.00



18.10.132

Square Contemporary Slidebar and Handshower Kit

(Includes square contemporary slidebar, contemporary handshower wand, 60" spiral hose, waterway, & back low preventer)

*Water saving version available as WS.10.132*

GI \$1025.00  
 GII \$1315.00  
 GIII \$1605.00  
 GIV \$1995.00

## Handshower Accessories



18.10.011

Swivel Wall Bracket

GI \$59.00  
 GII \$85.00  
 GIII \$135.00  
 GIV \$169.00

# Handshower Kits & Slide Bars



18.10.133

Wall Bracket Only

GI \$199.00  
GII \$259.00  
GIII \$285.00  
GIV \$345.00



18.10.137

Union with Waterway & Square Flange 1/2" NPT


GI \$149.00  
GII \$179.00  
GIII \$215.00  
GIV \$255.00



18.10.012

Union With Waterway

GI \$75.00  
GII \$99.00  
GIII \$145.00  
GIV \$179.00



18.10.013

Swivel Wall Bracket with Waterway

GI \$75.00  
GII \$99.00  
GIII \$145.00  
GIV \$179.00



18.10.014

Flow Control

GI \$29.00  
GII \$59.00  
GIII \$89.00  
GIV \$115.00



18.15.056

Dual Check Valve  
for back flow prevention

GI \$39.00  
GII \$65.00  
GIII \$79.00  
GIV \$99.00



18.10.016

Spiral Hose, 60"

GI \$99.00  
GII \$129.00  
GIII \$159.00  
GIV \$199.00



18.10.007

Deck Handshower Base Includes Elbow  
Solid Brass

GI \$105.00  
GII \$135.00  
GIII \$165.00  
GIV \$205.00

# Handshower Kits & Slide Bars

## Swivel Connectors



APS.10.082

Deluxe Swivel Connection for Shower Head  
1/2" NPT  
Extra Deep Connector to cover threads.  
Can be used with Butler Mill and Reserve Collection.  
Solid Brass

GI \$75.00  
GII \$99.00  
GIII \$125.00  
GIV \$155.00



APS.10.006

Push Pull diverter for Exposed Shower Neck 1/2"  
NPT  
Swivels and diverts water

GI \$85.00  
GII \$95.00  
GIII \$110.00  
GIV \$125.00

## Handshower Wands



18.10.023

Standard Handshower Wand Only  
*Water saving version available as WS.10.023*

GI \$139.00  
GII \$179.00  
GIII \$219.00  
GIV \$275.00



18.10.040

Smooth Telephone Handshower Wand Only  
*Water saving version available as WS.10.040*

GI \$125.00  
GII \$159.00  
GIII \$195.00  
GIV \$245.00



18.10.205

Ceramic Handshower Wand Only  
*Water saving version available as WS.10.205*  
*(Metal insert available on request.)*

GI \$139.00  
GII \$179.00  
GIII \$255.00  
GIV \$359.00



18.10.062

3-5 Way Multi-spray Ceramic Handshower Wand Only  
*Water saving 1.20 GPM version available as WS.10.062*  
*(Metal insert available on request.)*

GI \$219.00  
GII \$285.00  
GIII \$325.00  
GIV \$375.00

**Discontinued**



18.10.010

Contemporary Handshower Wand Only  
*Water saving version available as WS.10.010*

GI \$185.00  
GII \$239.00  
GIII \$295.00  
GIV \$369.00

**Note:** See *Plumbing Specialties* for related items.

# Decorative Floor Drains

## Floor Drain Kits




APS.2ABS.504T	4" Square Fleur ABS Shower Drain with Solid Nickel Bronze Top <b>Trim Only</b>	GI \$199.00 GII \$255.00 GIII \$315.00 GIV \$509.00
APS.2PVC.504T	4" Square Fleur ABS Shower Drain with Solid Nickel Bronze Top <b>Trim Only</b>	GIII \$315.00 GIV \$509.00
APS.2ABS.504R APS.2PVC.504R	Body Only	\$85.00


**Note:** IPS fitting available - Call Customer Service



APS.2ABS.506T	4" Square ABS Shower Drain with Solid Nickel Bronze Top 2" Heavy Duty Shower Drain and 4x4" Square Solid Brass Strainer Assembly <b>Trim Only</b> <u>HEAVY DUTY INTERIOR USE</u>	GI \$89.00 GII \$115.00 GIII \$145.00 GIV \$235.00
APS.2ABS.506R	Body Only	\$85.00



APS.2PVC.506T	4" Square PVC Shower Drain with Solid Nickel Bronze Top 2" Heavy Duty Shower Drain and 4x4" Square Solid Brass Strainer Assembly <b>Trim Only</b> <u>HEAVY DUTY INTERIOR USE</u>	GI \$89.00 GII \$115.00 GIII \$145.00 GIV \$235.00
APS.2PVC.506R	Body Only	\$85.00



APS.3ABS.508T	6" Square ABS Shower Drain with Solid Nickel Bronze Top 3" ABS Floor Drain with 6 x 6" Square Adjustable Nickel Bronze Strainer Assembly (Shipped with Bushing for 2" pipe) <b>Trim Only</b>	GI \$199.00 GII \$255.00 GIII \$315.00 GIV \$509.00
	ABS HEAVY DUTY INTERIOR USE	
APS.3PVC.508T	6" Square PVC Shower Drain with Solid Nickel Bronze Top 3" PVC Floor Drain with 6 x 6" Square Adjustable Nickel Bronze Strainer Assembly (Shipped with Bushing for 2" pipe) <b>Trim Only</b>	GI \$199.00 GII \$255.00 GIII \$315.00 GIV \$509.00
	PVC HEAVY DUTY INTERIOR USE - <u>INTERIOR EAST COAST</u>	
APS.3ABS.508R APS.3PVC.508R	Body Only	\$139.00

# Decorative Floor Drains



APS.11.509T	5" Cast Iron Floor Drain with Solid Nickel Bronze Top 2" Cast Iron Floor Drain with 5 x 5" or 6 x 6" Square Adjustable Nickel Bronze Strainer Assembly <b>Trim Only</b>	GI \$199.00 GII \$255.00 GIII \$315.00 GIV \$509.00
APS.11.505T	6" Cast Iron Floor Drain with Solid Nickel Bronze Top 2" Cast Iron Floor Drain with 5 x 5" or 6 x 6" Square Adjustable Nickel Bronze Strainer Assembly <b>Trim Only</b>	
APS.11.509R APS.11.505R	Body Only	\$159.00



APS.3ABS.510T	5" Square ABS Floor Drain with Solid Nickel Bronze Top 3" ABS Floor Drain with 5x5" Square Adjustable Nickel Bronze Strainer Assembly (Shipped with bushing for 2" pipe) <b>Trim Only</b>	GI \$135.00 GII \$175.00 GIII \$215.00 GIV \$349.00
APS.3PVC.510T	5" Square PVC Floor Drain with Solid Nickel Bronze Top 3" PVC Floor Drain with 5x5" Square Adjustable Nickel Bronze Strainer Assembly (Shipped with bushing for 2" pipe) <b>Trim Only</b>	
APS.3ABS.510R APS.3PVC.510R	Body Only	\$139.00

- All grab bars offered by SIGMA are made of 18 Gauge (0.049") tubular brass and/or #304 stainless steel. Wall flanges are Snap-On concealed, 3" diameter.
- All bars, when properly installed by a professional contractor, will exceed the Federal Weight Load requirements of 250 lb/f (pounds of force). Mounting hardware provided by installer.
- All bars comply with ADA, FHA, VA and HUD requirements and specifications when properly installed. All bars comply with Federal Specifications WW-P-541/8b, Amendment 1, 16 April 1990 and ANSI 117.1



ADA Compliant

18.18.400	12" Grab Bar with Plain Flange Measurements given are center to center--add 3" for overall length. Bar diameter 1-1/4".	GI \$359.00 GII \$459.00 GIII \$559.00 GIV \$695.00
18.18.401	18" Grab Bar with Plain Flange	GI \$339.00 GII \$435.00 GIII \$535.00 GIV \$915.00
18.18.402	24" Grab Bar with Plain Flange	GI \$409.00 GII \$525.00 GIII \$645.00 GIV \$799.00



ADA Compliant

18.18.406	12" Grab Bar with Decorative Rope Flange <b>Note:</b> Measurements given are center to center--add 3" for overall length. Bar diameter 1-1/4".	GI \$229.00 GII \$295.00 GIII \$359.00 GIV \$449.00
18.18.407	18" Grab Bar with Decorative Rope Flange	GI \$255.00 GII \$329.00 GIII \$405.00 GIV \$505.00
18.18.408	24" Grab Bar with Decorative Rope Flange	GI \$279.00 GII \$359.00 GIII \$439.00 GIV \$545.00



ADA Compliant

18.18.412	12" Grab Bar with Decorative Ridge Flange <b>Note:</b> Measurements given are center to center--add 3" for overall length. Bar diameter 1-1/4".	GI \$236.00 GII \$309.00 GIII \$379.00 GIV \$469.00
18.18.413	18" Grab Bar with Decorative Ridge Flange	GI \$269.00 GII \$345.00 GIII \$425.00 GIV \$529.00
18.18.414	24" Grab Bar with Decorative Ridge Flange	GI \$295.00 GII \$379.00 GIII \$465.00 GIV \$579.00

Discontinued

# Grab Bars

Specifications available at [www.sigmafaucet.com](http://www.sigmafaucet.com)



ADA Compliant

18.18.418	12" Grab Bar with Decorative Step Flange	GI \$229.00 GII \$295.00 GIII \$359.00 GIV \$449.00
<b>Note:</b> Measurements given are center-to-center--add 3" for overall length. Bar diameter 1-1/4".		
18.18.419	18" Grab Bar with Decorative Step Flange	GI \$255.00 GII \$329.00 GIII \$405.00 GIV \$505.00
18.18.420	24" Grab Bar with Decorative Step Flange	GI \$279.00 GII \$359.00 GIII \$439.00 GIV \$545.00




ADA Compliant

18.18.424	12" Grab Bar with Decorative Banded Flange	GI \$205.00 GII \$245.00 GIII \$315.00 GIV \$355.00
<b>Note:</b> Measurements given are center-to-center--add 3" for overall length. Bar diameter 1-1/4".		
18.18.425	18" Grab Bar with Decorative Banded Flange	GI \$230.00 GII \$299.00 GIII \$329.00 GIV \$395.00
18.18.426	24" Grab Bar with Decorative Banded Flange	GI \$251.00 GII \$326.00 GIII \$359.00 GIV \$431.00

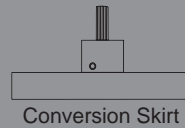
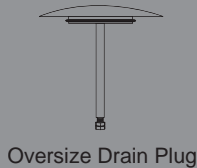
## Discontinued

### Cable Drain Replacement Trim Kit

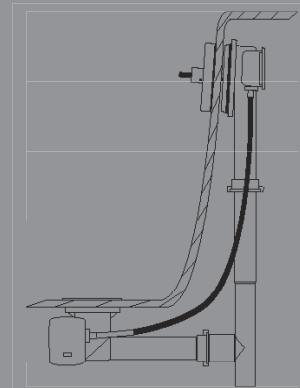


1.00__14	Trim Replacement Kit for Cable Overflow Systems	GI \$185.00 GII \$241.00 GIII \$265.00 GIV \$318.00
Includes Oversize Drain Plug, Handle of Choice, & Conversion Skirt (3 pcs)		
(Add \$200.00 each for uxembourg or Venezia handles)		

## Discontinued



**Note:** Overflow system by others.



Overflow System

## Waste and Overflow Kits



18.11.200

**Exposed** Standard Trip Waste and Overflow  
**Completely plated**, 16" Tall, 17 Gauge, Solid Brass

GI \$435.00  
 GII \$559.00  
 GIII \$685.00  
 GIV \$849.00



18.11.210

**Exposed** Extended Trip Waste and Overflow  
**Completely plated**, 22" Tall, 17 Gauge, Solid Brass

GI \$339.00  
 GII \$435.00  
 GIII \$535.00  
 GIV \$915.00

## Concealed Waste and Overflow Kits



APS.11.205 - Concealed

**Concealed** Standard Trip Lever and Overflow  
 14"- 16" Tall, Adjustable  
 17 Gauge  
 Solid Brass

GI \$305.00  
 GII \$395.00  
 GIII \$485.00  
 GIV \$605.00



APS.11.215 - Concealed

**Concealed** Extended Trip Lever and Overflow  
 20"- 22" Tall, Adjustable  
 17 Gauge  
 Solid Brass

GI \$305.00  
 GII \$395.00  
 GIII \$485.00  
 GIV \$605.00



APS.11.277 - Concealed Only

**Concealed** Trip-lever Waste & Overflow  
 with Bathtub Drain & Strainer  
 Makes up to 22"x 25"- 27" Tall, Adjustable  
 For deep tubs with center drains  
 17 Gauge  
 Solid Brass

GI \$385.00  
 GII \$495.00  
 GIII \$605.00  
 GIV \$755.00



# *Valves & Specialty Fittings*



# Specialty Fittings

## 4" Centersets



1.00\_\_04

Standard 4" Centerset

**Note:** Not all handles fit this application.

(Shown with New Hampton levers)

Contact Customer Service to verify your handle selection.

GI \$349.00  
 GII \$449.00  
 GIII \$549.00  
 GIV \$685.00



1.00\_\_03

4" Centerset w/Hexagonal Spout

**Discontinued**

**Note:** Not all handles fit this application.

(Shown with Windham levers)

GI \$375.00  
 GII \$445.00  
 GIII \$495.00  
 GIV \$565.00

## Single-hole Lav



1.00\_\_18

Single-hole Lav Faucet

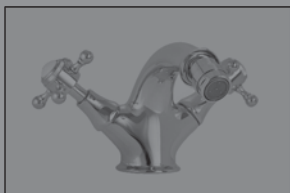
**Note:** Not all handles fit this application.

(Shown with St. Michel handles)

Contact Customer Service to verify your handle selection.

GI \$595.00  
 GII \$715.00  
 GIII \$805.00  
 GIV \$999.00

## Single-hole Bidet



1.00\_\_95

Single-hole Bidet

**Discontinued**

**Note:** Not all handles fit this application.

(Shown with St. Michel handles)

GI \$579.00  
 GII \$745.00  
 GIII \$909.00  
 GIV \$1129.00

## Goliath Roman Spouts



18.15.014

Sheet Waterfall Roman Spout **Only**

GI \$745.00  
 GII \$955.00  
 GIII \$1169.00  
 GIV \$1449.00

## Wall Tub Spouts

Specifications available at [www.sigmafaucet.com](http://www.sigmafaucet.com)

### Series 110



18.17.032	110 Wall Tub Spout 1/2" NPT, 7-1/2" overall length, 6-1/2" center to center	GI \$229.00 GII \$295.00 GIII \$359.00 GIV \$449.00
-----------	---	--

### Series 200 / 620



18.17.001	200 / 620 Wall Tub Spout 1/2" NPT, 7-3/4" overall length, 7-1/8" center to center	GI \$209.00 GII \$239.00 GIII \$269.00 GIV \$409.00
18.05.001	Smooth spout ring for above	GI \$29.00 GII \$35.00 GIII \$39.00 GIV \$69.00
18.05.002	Lined spout ring for above	GI \$29.00 GII \$45.00 GIII \$55.00 GIV \$69.00

### Series 300 / 720



18.17.009	300 / 720 Wall Tub Spout 1/2" NPT, 7-1/4" overall length, 6-5/8" center to center	GI \$225.00 GII \$305.00 GIII \$375.00 GIV \$465.00
18.17.010	300 / 720 Wall Tub Spout <b>Long</b> 1/2" NPT, 9-1/2" overall length, 8-1/2" center to center	GI \$225.00 GII \$329.00 GIII \$405.00 GIV \$505.00

### Series 350



18.17.013	350 Wall Tub Spout 1/2" NPT, 7-1/2" overall length, 6-7/8" center to center	GI \$209.00 GII \$255.00 GIII \$289.00 GIV \$395.00
18.17.017	350 Wall Tub Spout <b>Long</b> 1/2" NPT, 10-1/2" overall length, 9-7/8" center to center	GI \$229.00 GII \$255.00 GIII \$289.00 GIV \$449.00

### Series 400 / 800 / 830 / 1500



18.17.002	400 / 800 / 830 / 1500 Wall Tub Spout 1/2" NPT, 6-3/8" overall length, 5-5/8" center to center	GI \$225.00 GII \$235.00 GIII \$255.00 GIV \$405.00
18.17.003	400 / 800 / 830 / 1500 Wall Tub Spout <b>Long</b> 1/2" NPT, 8-1/2" overall length, 7-3/4" center to center	GI \$229.00 GII \$285.00 GIII \$325.00 GIV \$449.00
18.05.007	Lined spout ring for above <b>Long</b> spout	GI \$35.00 GII \$45.00 GIII \$49.00 GIV \$55.00
18.05.014	Roped spout ring for above <b>Long</b> spout	

# Specialty Fittings

Specifications available at [www.sigmafaucet.com](http://www.sigmafaucet.com)

## Series 510




18.17.029

510 Wall Tub Spout  
1/2" NPT, 7 3/4" overall,  
7 1/2" wall to center of outlet

GI \$219.00  
GII \$285.00  
GIII \$349.00  
GIV \$435.00

## Series 900



18.17.011

900 Wall Tub Spout  
1/2" NPT, 7-1/4" overall length,  
5-7/8" center to center

**Discontinued**

GI \$195.00  
GII \$249.00  
GIII \$305.00  
GIV \$379.00

## Series 1600



18.17.073

1600 Wall Tub Spout,  
1/2" NPT, 9-3/4" overall length  
• Quick Connect  
• Double-threaded for 1/2" or 3/4" NPT

GI \$599.00  
GII \$769.00  
GIII \$939.00  
GIV \$1165.00

## Series 1700



18.17.074

1700 Wall Tub Spout  
1/2" NPT, 8-1/8" overall length,  
7-3/4" center to center


GI \$269.00  
GII \$345.00  
GIII \$425.00  
GIV \$529.00

18.05.038

Spout ring for above

GI \$35.00  
GII \$45.00  
GIII \$55.00  
GIV \$69.00

## Series 1800



18.17.015

1800 Wall Tub Spout  
1/2" NPT, 5-3/4" overall length,  
5-1/8" center to center

GI \$245.00  
GII \$299.00  
GIII \$339.00  
GIV \$479.00

18.17.016

1800 Wall Tub Spout Roman  
1/2" NPT, 8-1/4" overall length,  
7-3/4" center to center

GI \$305.00  
GII \$379.00  
GIII \$465.00  
GIV \$579.00

## Series 1900



18.17.028

1900 Wall Tub Spout  
1/2" NPT, 6" overall length,  
5-3/8" center to center

GI \$255.00  
GII \$319.00  
GIII \$349.00  
GIV \$485.00

Specifications available at [www.sigmafaucet.com](http://www.sigmafaucet.com)

## Series 2300



18.17.075

2300 Wall Tub Spout  
1/2" NPT, 7-1/8" overall length,  
6-1/2" center to center

GI \$295.00  
GII \$379.00  
GIII \$465.00  
GIV \$579.00

## Series 2500 / 2800



18.17.031

2500 Wall Tub Spout  
1/2" NPT, 9-7/8" overall length,  
8-7/8" center to center

GI \$209.00  
GII \$269.00  
GIII \$329.00  
GIV \$409.00

## Series 2700



18.17.030

2700 Wall Tub Spout  
1/2" NPT, 10-1/8" overall length,  
9-3/8" center to center

GI \$209.00  
GII \$269.00  
GIII \$329.00  
GIV \$409.00

## Series 3200



18.17.027

3200 Wall Tub Spout  
1/2" NPT, 6" overall length,  
5-1/4" center to center


GI \$295.00  
GII \$355.00  
GIII \$399.00  
GIV \$565.00

18.05.041

Spout ring for above

GI \$49.00  
GII \$65.00  
GIII \$79.00  
GIV \$99.00

## Series 3300



18.17.076

3300 Wall Tub Spout  
1/2" NPT, 3" overall length

**Discontinued**

GI \$275.00  
GII \$358.00  
GIII \$394.00  
GIV \$473.00

## Series 3400 / 4400



18.17.018

3400/4400 Wall Tub Spout  
1/2" NPT, 7 3/4" overall length  
6 3/4" overall length; 6 3/8" center to center

GI \$229.00  
GII \$295.00  
GIII \$359.00  
GIV \$449.00

18.03.086

Spout ring for above

GI \$45.00  
GII \$59.00  
GIII \$75.00  
GIV \$95.00

# American Plumbing Specialties

For information regarding the American Plumbing Specialties section of the catalog, or other questions, please refer to [www.sigmafaucet.com](http://www.sigmafaucet.com) under specifications, or call customer service at 800-960-2284.

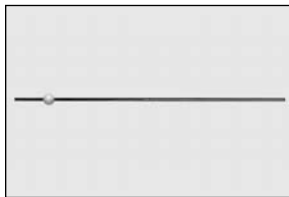
## Lavatory Drains



18.11.041

Lav Pop-up Drain Assembly  
Fits 1-1/2" hole. 1-1/4" O.D. x 8" **with** overflow holes  
Flange and Stopper Finished Only  
Solid Brass

GI \$85.00  
GII \$109.00  
GIII \$135.00  
GIV \$169.00



APS.11.019

Extended Horizontal Ball Rod for pop-up drain assembly  
14" Long  
Chrome plated only  
For use on extra large sinks

GI \$25.00



APS.11.121

Tailpiece for Lavatory Drain - 1-1/4" x 12"  
Solid Brass  
(Does not fit lift & turn drains)

GI \$35.00  
GII \$45.00  
GIII \$55.00  
GIV \$69.00



18.11.042

Lift & Turn Lav Drain **with** Overflow Holes  
Fits 1-1/2" hole. 1-1/4" O.D. x 8"  
Flange and Stopper Finished Only  
Solid Brass

GI \$70.00  
GII \$91.00  
GIII \$100.00  
GIV \$109.00

Discontinued



18.11.040

Lift & Turn Lav Drain **without** Overflow Holes  
Fits 1-1/2" hole. 1-1/4" O.D. x 8"  
**All Parts Finished**  
Solid Brass

GI \$91.00  
GII \$118.00  
GIII \$130.00  
GIV \$156.00

Discontinued



18.11.110

Grid Drain **with** Overflow  
Fits 1-1/2" hole. 1-1/4" O.D. x 8"  
Grid Finished Only  
Solid Brass

GI \$85.00  
GII \$109.00  
GIII \$135.00  
GIV \$169.00



18.11.120

Grid Drain **without** Overflow  
Fits 1-1/2" hole. 1-1/4" O.D. x 8"  
**All Parts Finished**  
Solid Brass

GI \$99.00  
GII \$129.00  
GIII \$159.00  
GIV \$199.00



18.11.052

Soft Touch Drain **with** Overflow  
Fits 1-1/2" hole. 1-1/4" O.D. x 12"  
Flange and Stopper Finished Only  
Solid Brass


GI \$95.00  
GII \$105.00  
GIII \$119.00  
GIV \$135.00



18.11.053

Soft Touch Drain **without** Overflow  
Fits 1-1/2" hole. 1-1/4" O.D. x 12"  
**All Parts Finished**  
Solid Brass

GI \$105.00  
GII \$135.00  
GIII \$165.00  
GIV \$205.00




APS.11.518

Flip Top Drain for Vessel / Glass Sinks **without** Overflow  
Drain Opening of 1-1/2"  
1-1/4" O.D. x 8"  
Fully finished underbody

GI \$91.00  
GII \$118.00  
GIII \$130.00  
GIV \$156.00

Discontinued



APS.11.519

Flip Top Drain for Standard Sink **with** Overflow  
Drain opening of 1-1/2"  
1-1/4" O.D. x 8"  
Fully finished underbody

GI \$91.00  
GII \$118.00  
GIII \$130.00  
GIV \$156.00

Discontinued

## Shower Strainers



APS.11.279

Round Brass Strainer Only  
3-3/8" O.D. **with** screws  
2-7/8" C-C screw holes  
Solid Brass

GI \$35.00  
GII \$45.00  
GIII \$55.00  
GIV \$69.00



APS.11.263

Drain Trim Set  
Consists of grill, crown, and screws  
See APS.11.264 for matching tile square  
Solid Brass

GI \$45.00  
GII \$59.00  
GIII \$75.00  
GIV \$95.00




APS.11.264

Tile Square only - 4-1/2" with 3-5/8" diameter opening  
Can be used with APS.11.263 and APS.11.279  
Solid Brass

GI \$19.00  
GII \$25.00  
GIII \$35.00  
GIV \$45.00


## Shower Strainers



APS.11.265

Deluxe Trim Set  
Consists of grill, crown, screws, and tile square  
Solid Brass

GI \$65.00  
GII \$85.00  
GIII \$105.00  
GIV \$135.00



APS.11.266

Shower Strainer for Plastic Oddities Shower Drains  
4-1/4" diameter with screws  
2-5/8" C-C screw holes  
Solid Brass

GI \$35.00  
GII \$45.00  
GIII \$55.00  
GIV \$69.00



APS.11.283

Brass Snap-in Strainer; fits Casper Strainer #129  
4-1/4" O.D.  
2-7/8" prong to prong diameter  
Solid Brass

GI \$25.00  
GII \$35.00  
GIII \$45.00  
GIV \$59.00



APS.11.288

Brass Snap-in Strainer; fits plastic Mustee drains  
4-5/8" O.D.  
3" prong to prong diameter  
Solid Brass


GI \$35.00  
GII \$45.00  
GIII \$55.00  
GIV \$69.00



APS.11.290

Brass Quick Caulking Compression Shower Drain  
2" IPS with rubber gripper and steel wrench  
Solid Brass

GI \$75.00  
GII \$99.00  
GIII \$125.00  
GIV \$155.00



APS.11.306

Shower Strainer for Plastic Oddities  
4" O.D. with screws  
3-3/8" C-C screw holes  
Solid Brass

GI \$25.00  
GII \$35.00  
GIII \$45.00  
GIV \$59.00

## Waste and Overflow Trim Kits



APS.11.268

Replacement Strainer with screw for Trip Waste and Overflow  
2-7/8" O.D. Dome Strainer  
Gerber type strainer and screw for waste and overflow  
Solid Brass

GI \$25.00  
GII \$35.00  
GIII \$45.00  
GIV \$59.00



APS.11.269

Gerber Style bathtub strainer  
1-1/2" Drain Body with screw  
Coarse thread  
Solid Brass

GI \$49.00  
GII \$65.00  
GIII \$79.00  
GIV \$99.00



APS.11.257

Toe-Activated Tub Drain  
Fits 1-1/2" Coarse Thread Strainer Shoes including Gerber,  
Rapid Fit, and Watco  
Solid Brass

GI \$75.00  
GII \$99.00  
GIII \$125.00  
GIV \$155.00

Not available in PVD finishes



**Discontinued**

APS.11.256

Lift and Turn Bath Plug & Drain  
1-1/2" IPS  
Fits 2" opening; coarse thread  
Solid Brass

Not available in PVD finishes



APS.11.293

Faceplate for Waste and Overflow with 2 Holes and Screws  
Toe Activated Tub Drain (APS.11.257)  
1-1/2" IPS  
Solid Brass

GI \$115.00  
GII \$149.00  
GIII \$185.00  
GIV \$229.00

Not available in PVD finishes



**Discontinued**

APS.11.292

Faceplate for Waste and Overflow with 2 Holes and Screws  
Lift and Turn Bath Plug Drain (APS.11.256)  
1-1/2" IPS  
Solid Brass

Not available in PVD finishes



APS.11.296

Waste Cover with Trip Lever and 2 Holes  
Gerber style bath tub strainer with screws (APS.11.269)  
1-1/2" IPS - Coarse thread  
Solid Brass

GI \$99.00  
GII \$129.00  
GIII \$159.00  
GIV \$199.00


## P-Trap Kits



APS.11.300

1-1/4" x 1-1/4" "P" Trap, includes APS.10.207 Flange  
17 Gauge  
Solid Brass

GI \$125.00  
GII \$159.00  
GIII \$195.00  
GIV \$245.00



APS.11.304

1-1/2" x 1-1/4" "P" Trap, **Reduced Neck**, includes APS.10.208 Flange  
17 Gauge  
Solid Brass

**Discontinued**

GI \$109.00  
GII \$139.00  
GIII \$169.00  
GIV \$209.00




APS.11.305

1-1/2" x 1-1/2" P Trap, includes APS.10.208 Flange  
17 Gauge  
Solid Brass

GI \$125.00  
GII \$159.00  
GIII \$195.00  
GIV \$245.00

# American Plumbing Specialties



APS.11.307

1-1/2" Ground Joint Sink Trap (PVC) with cleanout  
Massachusetts Approved.

GI \$175.00  
GII \$225.00  
GIII \$275.00  
GIV \$345.00



APS.11.301

1-1/4" x 1-1/4" "S" Trap, includes APS.10.207 Flange  
17 Gauge  
Floor Mounted  
Solid Brass

## S-Trap Kits

GI \$85.00  
GII \$109.00  
GIII \$135.00  
GIV \$169.00




APS.11.302

1-1/2" x 1-1/2" "S" Trap, includes APS.10.208  
Flange  
17 Gauge  
Floor Mounted  
Solid Brass

## S-Trap Kits

GI \$85.00  
GII \$109.00  
GIII \$135.00  
GIV \$169.00



APS.10.207

Deep High Box Flange  
For 1-1/4" O.D.  
1-1/4" I.D. x 2" O.D. x 1-3/4" HT  
Solid Brass

Discontinued

GI \$19.00  
GII \$25.00  
GIII \$35.00  
GIV \$45.00




APS.10.208

Deep High Box Flange  
For 1-1/2" O.D.  
1-1/2" I.D. x 3" O.D. x 1-3/4" HT  
Solid Brass

## Trap Flanges

GI \$25.00  
GII \$35.00  
GIII \$45.00  
GIV \$59.00



APS.27.011

Deluxe Brass Cross Handle Angle Valve  
Compression Angle Valve with 1/4 turn  
20 pt. ceramic cartridge  
1/2" Compression Inlet  
3/8" Compression Outlet

## Standard Angle Stop Valves

GI \$175.00  
GII \$225.00  
GIII \$275.00  
GIV \$345.00



APS.27.015

Angle Stop Valve  
1/2" IPS Inlet  
3/8" O.D. Compression Outlet

GI \$45.00  
GII \$59.00  
GIII \$75.00  
GIV \$95.00




APS.27.009

Cross Handle Angle Stop  
1/2" Compression Inlet  
3/8" Compression Outlet

GI \$175.00

\*Available in Polished Chrome Only

## Straight Stop Valves



APS.27.010

Deluxe Brass Cross Handle Straight Valve  
Compression Straight Valve with 1/4 turn  
20 pt. ceramic cartridge  
1/2" Compression Inlet  
3/8" Compression Outlet

GI \$139.00

GII \$179.00

GIII \$219.00

GIV \$275.00



APS.27.016

Straight Stop Valve  
1/2" IPS Inlet  
3/8" O.D. Compression Outlet

GI \$55.00

GII \$75.00

GIII \$95.00

GIV \$119.00

## Straight Stop Valves



APS.27.013

Straight Stop Valve  
1/2" Compression Inlet  
3/8" O.D. Compression Outlet

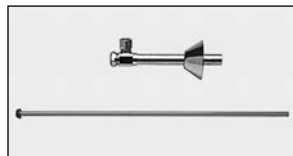
GI \$55.00

GII \$75.00

GIII \$95.00

GIV \$119.00

## Angle Stop Valve Kits



Handle not shown

APS.\_\_\_.029

Angle Stop Valve with Cover Tube and Bell Flange for  
TOILETS 1/2" Sweat Inlet  
3/8" Compression Outlet  
(Includes APS.\_\_\_.028 & APS.27.020)

GI \$139.00


GII \$179.00

GIII \$219.00

GIV \$275.00

**Note:** Not all handles compatible

Call Customer Service for handle choices



Handle not shown

APS.\_\_\_.026

Angle Stop Valve with Supply Tube Kit for TOILETS  
Includes APS.\_\_\_.027, APS.27.022 and APS.27.020

GI \$185.00


GII \$239.00

GIII \$295.00

GIV \$369.00

**Note:** Not all handles compatible

Call Customer Service for handle choices



Handle not shown

APS.\_\_\_.024

Angle Stop Valve with Supply Tube Kit for LAVS  
Includes: (2) APS.\_\_\_.027, APS.27.022 and APS.27.012

GI \$365.00


GII \$469.00

GIII \$575.00

GIV \$715.00

**Note:** Not all handles compatible

Call Customer Service for handle choices



Handle not shown

APS.\_\_\_.030

Angle Stop Valve with Cover Tube and Bell Flange for  
LAVS 1/2" Sweat Inlet  
3/8" Compression Outlet  
Includes: (2) APS.\_\_\_.028 and APS.27.012

GI \$315.00

GII \$405.00

GIII \$495.00

GIV \$615.00

**Note:** Not all handles compatible

Call Customer Service for handle choices

# American Plumbing Specialties




Handle not shown

APS.\_ \_ .027

Angle Stop Valve 16 PT with 1/4 Turn Shut-off  
1/2" Compression Inlet  
3/8" Compression Outlet

GI \$145.00  
GII \$189.00  
GIII \$235.00  
GIV \$295.00

**Note:** Not all handles compatible  
Call Customer Service for handle choices



Handle not shown

APS.\_ \_ .028

Angle Stop Valve, Cover, Tube and Bell Flange  
1/2" Sweat Inlet  
3/8" Compression Outlet

GI \$125.00  
GII \$159.00  
GIII \$195.00  
GIV \$245.00

**Note:** Not all handles compatible  
Call Customer Service for handle choices

## Brass Risers



APS.27.020

Standard Brass Riser for TOILETS with  
Flat Washer 3/8" O.D. x 20"

GI \$25.00  
GII \$35.00  
GIII \$45.00  
GIV \$59.00



APS.27.012

Standard Brass Riser for LAVS with Cone  
Washer 3/8" O.D. x 20"

GI \$25.00  
GII \$35.00  
GIII \$45.00  
GIV \$59.00


## Solid Brass Flanges



APS.27.025

Bell Flange  
11/16" ID x 2-13/32" O.D. x 1-1/4" Tall

GI \$15.00  
GII \$19.00  
GIII \$25.00  
GIV \$35.00



APS.27.022

Deluxe Brass Flange  
11/16" ID x 2-1/2" O.D. x 13/32" Tall  
Fits ST Filterstop kits - see below

GI \$15.00  
GII \$19.00  
GIII \$25.00  
GIV \$35.00

## ST Filterstop® Angle Valves



APS.27.001

Angle Ball Valve with Filter  
1/2" Compression Inlet  
3/8" O.D. Compression Outlet  
Built-in Filter  
Available in Polished Chrome ONLY

GI \$39.00



APS.27.003

Dual Outlet Angle Ball Valve with Filter  
1/2" Compression Inlet  
3/8" O.D. Compression Outlet  
Built-in Filter  
Available in Polished Chrome ONLY

GI \$45.00



APS.27.004 Angle Ball Valve with Filter  
 1/2" Compression Inlet  
 3/8" I.D. Compression Outlet  
 Vandal Resistant. Built-in Filter  
Available in Polished Chrome ONLY

GI \$45.00



APS.27.006 Dual Outlet Angle Ball Valve with Filter  
 1/2" Compression Inlet  
 3/8" Compression Outlet  
 Vandal Resistant. Built-in Filter  
Available in Polished Chrome ONLY


GI \$39.00



APS.27.008 Deluxe Exposed ST Filterstop® with Deluxe Brass Flange  
 1/2" Compression Inlet  
 3/8" O.D. Compression Outlet  
 Built-in FilterKit

GI \$115.00  
 GII \$149.00  
 GIII \$185.00  
 GIV \$229.00


## ST Filterstop®



APS.27.103 Standard ST Filterstop® Kit for TOILETS  
 Includes: (1) Each APS.27.001,  
 APS.27.022, and APS.27.020  
Available in Polished Chrome ONLY


GI \$49.00

## ST Filterstop® Kit




APS.27.100 Standard ST Filterstop® Kit for LAVS  
 Includes: (2) Each APS.27.001, APS.27.022, and APS.27.020  
Available in Polished Chrome ONLY

GI \$95.00



APS.27.101 Deluxe ST Filterstop® Kit with Deluxe Escutcheon for TOILETS  
 Includes: (1) Each APS.27.008 and APS.27.020  
All Finishes

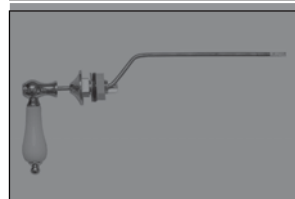
GI \$129.00  
 GII \$169.00  
 GIII \$209.00  
 GIV \$259.00



APS.27.102 Deluxe ST Filterstop® Kit with Deluxe Escutcheon for LAVS  
 Includes: (2) Each APS.27.008 and APS.27.012  
All Finishes

GI \$259.00  
 GII \$335.00  
 GIII \$409.00  
 GIV \$509.00

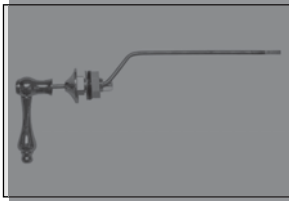
## Toilet Tank Levers



APS.20.190A Tank Lever, **SIDE** mount with Ceramic Lever  
*Takes a 7/8" hole*

GI \$85.00  
 GII \$109.00  
 GIII \$135.00  
 GIV \$169.00

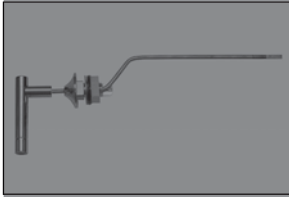
# Discontinued



APS.20.190B Tank Lever, **SIDE** mount with Traditional Lever  
Takes a 7/8" hole

GI \$70.00  
GII \$91.00  
GIII \$100.00  
GIV \$125.00


## Discontinued



APS.20.190C Tank Lever, **SIDE** mount with Contemporary Lever  
Takes a 7/8" hole

GI \$85.00  
GII \$109.00  
GIII \$135.00  
GIV \$169.00


## Discontinued



APS.20.191A Tank Lever, **FRONT** mount with Ceramic Lever  
Takes a 7/8" hole


GI \$95.00  
GII \$125.00  
GIII \$155.00  
GIV \$195.00

### Toilet Tank Levers




APS.20.191B Tank Lever, **FRONT** mount with Traditional Lever  
Takes a 7/8" hole

GI \$95.00  
GII \$125.00  
GIII \$155.00  
GIV \$195.00



APS.20.191C Tank Lever, **FRONT** mount with Contemporary Lever  
Takes a 7/8" hole

GI \$95.00  
GII \$125.00  
GIII \$155.00  
GIV \$195.00



APS.20.201 PAIR Ceramic Bolt Cap for Toilets and Bidets  
White Only

GI \$21.00

## Discontinued

# *Rough Valving*



# Rough Valving

## Deck Valves



Lav Valve



Cartridge  
(16 pt. shown)

18.30.001	Lav Valve <b>Cold 16 pt.</b>	\$ 99.00
78.30.001	Lav Valve <b>Cold 20 pt.</b>	
18.30.002	Lav Valve <b>Hot 16 pt.</b>	\$ 99.00
78.30.002	Lav Valve <b>Hot 20 pt.</b>	
18.30.029	Cartridge Only <b>Cold 16 pt.</b>	\$ 49.00
18.30.035	Cartridge Only <b>Cold 20 pt.</b>	
18.30.030	Cartridge Only <b>Hot 16 pt.</b>	\$ 49.00
18.30.036	Cartridge Only <b>Hot 20 pt.</b>	



Roman Valve



Cartridge  
(16 pt. shown)

18.30.015	Roman Valve <b>Cold 16 pt.</b>	\$ 155.00
78.30.015	Roman Valve <b>Cold 20 pt.</b>	
18.30.016	Roman Valve <b>Hot 16 pt.</b>	\$ 155.00
78.30.016	Roman Valve <b>Hot 20 pt.</b>	
18.30.017	Cartridge Only <b>Cold 16 pt.</b>	\$ 59.00
18.30.010	Cartridge Only <b>Cold 20 pt.</b>	
18.30.018	Cartridge Only <b>Hot 16 pt.</b>	\$ 59.00
18.30.011	Cartridge Only <b>Hot 20 pt.</b>	



3 Port Deck Diverter

18.30.245	3 Port Deck Diverter Valve	\$ 295.00
-----------	----------------------------	-----------

## Vessel In-Wall Valves



In-wall Corner Valves



Cartridge

18.30.024	In-wall Corner Valve Rough Kit <b>16 pt.</b>	\$325.00
78.30.024	In-wall Corner Valve Rough Kit <b>20 pt.</b>	
18.30.021	Cold Corner Valve <b>16 pt.</b>	\$ 165.00
78.30.021	Cold Corner Valve <b>20 pt.</b>	
18.30.022	Hot Corner Valve <b>16 pt.</b>	\$ 165.00
78.30.022	Hot Corner Valve <b>20 pt.</b>	
18.30.035	Cartridge Only <b>Cold</b>	\$ 49.00
18.30.036	Cartridge Only <b>Hot</b>	
18.30.049	Extension Set <b>16 pt.</b>	\$ 49.00
78.30.049	Extension Set <b>20 pt.</b>	\$ 59.00
	(Contains: nut, all-thread, screw, broached stem)	


## Shut-Off Valves



1/2" In-line Shut-Off



Cartridge

18.30.020	1/2" In-line Shut-off Valve <b>16 pt.</b>	\$ 125.00
78.30.020	1/2" In-line Shut-off Valve <b>20 pt.</b>	\$125.00
18.30.036	Cartridge Only <b>Hot</b>	\$ 49.00
	(Hot Cartridge Standard  )	
18.30.049	Extension Set <b>16 pt.</b>	\$ 49.00
78.30.049	Extension Set <b>20 pt.</b>	\$ 59.00
	(Contains: nut, all-thread, screw, broached stem)	

## Shut-Off Valves



3/4" In-line Shut-Off



Cartridge

18.30.023	3/4" In-line Shut-off Valve <b>16 pt.</b>	\$ 165.00
78.30.023	3/4" In-line Shut-off Valve <b>20 pt.</b>	\$165.00
18.30.011	Cartridge Only <b>Hot</b> (Hot Cartridge Standard ↻)	\$ 59.00
18.30.049	Extension Set <b>16 pt.</b>	\$ 49.00
78.30.049	Extension Set <b>20 pt.</b> (Contains: nut, all-thread, screw, broached stem)	\$ 59.00

## In-Wall Diverter Valves



In-wall 3 Port Diverter



Cartridge  
(20 pt. shown)

<b>ONE INLET/TWO OUTLETS</b>		
18.30.255	3 Port In-wall Diverter Valve, <b>POSITIVE SHUT-OFF</b> , 16 pt	\$ 295.00
78.30.255	3 Port In-wall Diverter Valve, <b>POSITIVE SHUT-OFF</b> , 20 pt	\$269
18.30.259	Cartridge for Above	\$ 85.00
18.30.049	Extension Set <b>16 pt.</b>	\$ 49.00
78.30.049	Extension Set <b>20 pt.</b> (Contains: nut, all-thread, screw, broached stem)	\$ 59.00

<b>ONE INLET/TWO OUTLETS</b>		
18.30.254	3 Port In-wall Diverter Valve, <b>TRICKLE FLOW</b> , 16 pt	\$ 295.00
78.30.254	3 Port In-wall Diverter Valve, <b>TRICKLE FLOW</b> , 20 pt	
18.30.258	Cartridge for Above	\$ 85.00
18.30.049	Extension Set <b>16 pt.</b>	\$ 49.00
78.30.049	Extension Set <b>20 pt.</b> (Contains: nut, all-thread, screw, broached stem)	\$ 59.00



In-wall 4 Port Diverter



Cartridge  
(20 pt. shown)

<b>ONE INLET/THREE OUTLETS</b>		
18.30.253	4 Port In-wall Diverter Valve, <b>POSITIVE SHUT-OFF</b> , 16 pt	\$ 295.00
78.30.253	4 Port In-wall Diverter Valve, <b>POSITIVE SHUT-OFF</b> , 20 pt	\$ 295.00
18.30.257	Cartridge for Above	\$ 85.00
18.30.049	Extension Set <b>16 pt.</b>	\$ 49.00
78.30.049	Extension Set <b>20 pt.</b> (Contains: nut, all-thread, screw, broached stem)	\$ 59.00

<b>ONE INLET/THREE OUTLETS</b>		
18.30.252	4 Port In-wall Diverter Valve, <b>TRICKLE FLOW</b> , 16 pt	\$ 295.00
78.30.252	4 Port In-wall Diverter Valve, <b>TRICKLE FLOW</b> , 20 pt	\$ 295.00
18.30.256	Cartridge for Above	\$ 85.00
18.30.049	Extension Set <b>16 pt.</b>	\$ 49.00
78.30.049	Extension Set <b>20 pt.</b> (Contains: nut, all-thread, screw, broached stem)	\$ 59.00

## Pressure Balance Valves



Shower



Cartridge  
(20 pt. shown)

18.30.061	Pressure Balance Rough Valve	\$ 269.00
18.30.893	Cartridge for above	\$ 125.00
18.30.049	Extension Set <b>16 pt.</b>	\$ 49.00
78.30.049	Extension Set <b>20 pt.</b> (Contains: nut, all-thread, screw, broached stem)	\$ 59.00

# Rough Valving

## Pressure Balance Valves



Shower x Shower Valve



Cartridge  
(20 pt. shown)



Diverter Cartridge

18.30.063	Pressure Balance Shower x Shower Rough Valve	\$ 335.00
18.30.893	Cartridge for above	\$ 125.00
18.30.898	Diverter Cartridge (trickle low)	\$ 65.00



Tub & Shower




Cartridge  
(20 pt. shown)



Diverter Assembly

<del>18.30.062</del>	<del>Pressure Balance Rough Valve w/Diverter</del>	
18.30.893	Cartridge for above	\$ 125.00
18.30.894	Diverter Assembly	\$ 75.00
18.30.049	Extension Set <b>16 pt.</b> (for main handle only)	\$ 49.00
78.30.049	Extension Set <b>20 pt.</b> (for main handle only)	\$ 59.00
	(Contains: nut, all-thread, screw, broached stem)	

## Thermostatic Valves



E-Mini Thermostatic Valve Only



Cartridge

18.30.290	E-Mini Thermostatic Valve Only	
18.30.294	Cartridge for above	

Discontinued



E-Mini Thermostatic Valve  
with Volume Control



Cartridge



Volume Control  
Cartridge

18.30.291	E-Mini Thermostatic Valve with Volume Control	\$ 379.00
18.30.294	Cartridge for above	\$ 139.00
18.30.036	Volume Control Cartridge	\$ 49.00



E-Mini Thermostatic Valve with Two-Way  
Diverter including positive Shut-Off



Cartridge



Diverter Cartridge

18.30.292	E-Mini Thermostatic Valve with Two-Way Diverter including positive Shut-Off	\$ 399.00
18.30.294	Cartridge for above	\$ 139.00
18.30.903	Diverter Cartridge	\$ 95.00

## Thermostatic Valves



1/2" No Volume Control Thermo Valve



Cartridge

18.30.078 1/2" Thermo Valve - No Volume Control \$ 385.00

18.30.082 Cartridge for above \$ 219.00

18.30.216 Extension Set \$ 109.00

(Contains: 5" square tube, 4-1/2" metric tube)



1/2" One Volume Control Thermo Valve



Cartridge



Shut-Off Cartridge (1)

18.30.076 1/2" Thermo Valve - One Volume Control \$ 415.00

18.30.082 Cartridge for above \$ 219.00

18.30.036 Shut-Off Cartridge **Hot** \$ 49.00

18.30.217 Extension Set \$ 119.00

(Contains: 5" square tube, 4-1/2" metric tube, (1) volume control stem extension)



1/2" Two Volume Control Thermo Valve



Cartridge



Shut-Off Cartridge (2)

18.30.077 1/2" Thermo Valve - Two Volume Control \$ 449.00

18.30.082 Cartridge for above \$ 219.00

18.30.036 Shut-Off Cartridge **Hot** \$ 49.00

18.30.218 Extension Set \$ 139.00

(Contains: 5" square tube, 4-1/2" metric tube, (2) volume control stem extensions)



3/4" Thermo Valve



Cartridge

18.30.071 3/4" Thermostatic Valve \$ 1235.00

18.30.147 Cartridge for above \$ 975.00

18.30.161 Reverse Cartridge for above \$ 975.00

18.30.216 Extension Set \$ 109.00

(Contains: 5" square tube, 4-1/2" metric tube)



3/4" Thermo Valve



Cartridge



Inlet Cartridge

18.30.171 3/4" Thermostatic Valve w/Integral Stops \$ 1425.00

18.30.147 Cartridge for above \$ 975.00

18.30.161 Reverse Cartridge for above \$ 975.00

18.30.011 3/4" Inlet Cartridge **Hot** \$ 59.00

18.30.216 Extension Set \$ 109.00

(Contains: 5" square tube, 4-1/2" metric tube)

# Rough Valving

## Thermostatic Valves



1" Thermo Valve



Cartridge

18.30.072

1" Thermostatic Valve

\$2665.00

18.30.199

Cartridge for above

\$ 1295.00

18.30.194

Reverse Cartridge for above

18.30.216

Extension Set


\$ 109.00

(Contains: 5" square tube, 4-1/2" metric tube)

**Note:** 29 GPM @ 60 psi from top exit.

Bottom exit is for drainage only. Remote ball valves recommended for maintenance. Shut-offs required to operate system.

## Two & Three Valves



2 Valve Rough



Cartridge

18.30.008

2 Valve Rough (8" Spread) **16 pt.**

\$ 349.00

78.30.008

2 Valve Rough (8" Spread) **20 pt.**

\$ 349.00

18.30.035

Cold Cartridge for above

\$ 49.00

18.30.036

Hot Cartridge for above

18.30.049

Extension Set **16 pt.** (Need Qty 2)

\$ 49.00

78.30.049

Extension Set **20 pt.** (Need Qty 2)

\$ 59.00

(Contains: nut, all-thread, screw, broached stem)

**Note:** 10" Spread available - Call Customer Service



3 Valve Rough



Cartridge



Diverter Cartridge

18.30.009

3 Valve Rough (10" Spread) **16 pt.**

\$ 549.00

78.30.009

3 Valve Rough (10" Spread) **20 pt.**

18.30.035

Cold Cartridge for above

\$ 49.00

18.30.036

Hot Cartridge for above

18.30.012

In-Wall Diverter Cartridge

\$ 75.00

18.30.049

Extension Set **16 pt.** (Need Qty 3)

\$ 49.00

78.30.049

Extension Set **20 pt.** (Need Qty 3)

\$ 59.00

(Contains: nut, all-thread, screw, broached stem)

**Note:** 8" Spread available - Call Customer Service

# *Accessory Guide & Index*



# Accessory Guide



Accessory Series 01

See in Series 400 Charlotte  
400 Lexington  
400 Portsmouth  
400 New Hampton

Pgs 59-60  
Pgs 59-60  
Pgs 59-60



Accessory Series 03

See in Series 1300 Windsor Elite

Pgs 117-118

## Discontinued



Accessory Series 06

See in Series 900 Seville

Pg 111



Accessory Series 07

See in Series 300 Salem  
300 Windham


Pgs 35-36  
Pgs 35-36



Accessory Series 08

See in Series 200 Alexandria  
200 Hampshire  
200 Montreal

Pgs 26-27  
Pgs 26-27  
Pgs 26-27



Accessory Series 09

See in Series 900 Palermo


Pg 110



Accessory Series 10

See in Series 720 Mallorca  
720 Valencia

Pgs 90-91  
Pgs 90-91



Accessory Series 11

See in Series 110 Stella  
110 Stella X

Pgs 16-17  
Pgs 16-17



Accessory Series 18

See in Series 300 Aria  
1500 Sussex  
1800 Ascot  
1800 Sussex  
1800 Waldorf

Pgs 37-38  
Pg 126  
Pgs 149-150  
Pgs 149-150



Accessory Series 20

See in Series 200 Toronto

Pgs 27-28



Accessory Series 22

See in Series 350 Bordeaux  
400 Portofino

Pgs 47-48  
Pgs 62-63



Accessory Series 25

See in Series 1500 Huntington

Pgs 125-126



Accessory Series 35

See in Series 300 St Michel  
350 Loire  
350 Monte Carlo  
350 Orleans  
350 St Michel

Pgs 36-37  
Pgs 48-49  
Pgs 48-49  
Pgs 48-49  
Pgs 48-49



Accessory Series 38

See in Series 1600 Nuance  
2300 Stixx  
Mixx  
Jaxx

Pg 133  
Pg 166  
Pg 166  
Pg 166

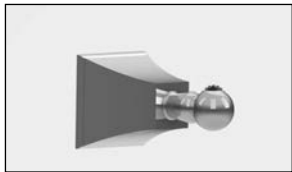
# Accessory Guide



Accessory Series 44

See in Series 400 Charlotte Elite

Pgs 60-61



Accessory Series 51

See in Series 510 Maya  
510 Lira  
510 Lisse

Pg 73  
Pg 73  
Pg 73



Accessory Series 60

See in Series 1900 Harlow

Pg 157



Accessory Series 53

See in Series 2500 Regent  
2500 Regent X  
2800 Regent  
2800 Regent X

Pgs 174-175  
Pgs 174-175  
Pgs 174-175  
Pgs 174-175



Accessory Series 61

See in Series 2700 Tremont  
2700 Tremont X

Pg 185  
Pg 185



Accessory Series 62

See in Series 620 Moderne  
620 Moderne X

Pgs 80-81  
Pgs 80-81



Accessory Series 66

See in Series 3200 Devon  
See in Series 3200 Georgian  
See in Series 3200 Jefferson Elite II  
See in Series 3200 Madison Elite

Pgs 194-195  
Pgs 194-195  
Pgs 194-195  
Pgs 194-195



Accessory Series 78

See in Series 720 Alicante

Pgs 89-90

**Discontinued**



Accessory Series 81

See in Series 800 Houston

Pgs 100-101



Accessory Series 82

See in Series 800 Chicago

Pgs 99-100



Accessory Series 86

See in Series 830 Siena

Pgs 101-102



Accessory Series 92

See in Series 1700 Prana  
3400 Ceres II  
3400 Nova II  
3400 Polaris II

Pgs 141-152  
Pg 214  
Pg 214  
Pg 214



Accessory Series 97

See in Series 3200 Luxembourg  
See in Series 3200 Venezia

Pgs 195-196  
Pgs 195-196

# Index

Part #	Page #	Part #	Page #
1.0000711	216	1.003067	210
1.000103	38	1.003264	199
1.000142	31	1.003267	200
1.000164	31	1.003364	199
1.000167	32	1.003367	200
1.000197	34	1.003767	115
1.000267	190	1.003797	116
1.000297	192	1.004067	190
1.000318	63	1.004097	192
1.000342	54	1.004167	190
1.000364	54	1.004197	192
1.000367	55	1.004318	63
1.000397	57	1.004342	54
1.000418	63	1.004364	54
1.000442	54	1.004367	55
1.000464	54	1.004397	57
1.000467	55	1.004442	105
1.000497	57	1.004464	105
1.000518	63	1.004467	106
1.000542	54	1.004497	108
1.000564	54	1.004567	190
1.000567	55	1.004597	192
1.000597	57	1.004864	210
1.000618	63	1.004867	210
1.000642	54	1.004964	210
1.000664	54	1.004967	210
1.000667	55	1.005064	210
1.000697	57	1.005067	210
1.000764	12	1.005364	170
1.000767	12	1.005367	170
1.000864	12	1.005397	172
1.000867	12	1.005464	170
1.000903	38	1.005467	170
1.000942	31	1.005497	172
1.000964	31	1.005503	38
1.000967	32	1.005542	31, 43
1.000997	34	1.005564	31, 44
1.001003	38	1.005567	32, 44
1.001042	31	1.005597	34, 46
1.001064	31	1.005642	43
1.001067	32	1.005664	44
1.001097	34	1.005667	44
1.001242	105	1.005697	46
1.001264	105	1.005742	43
1.001267	106	1.005764	44
1.001297	108	1.005797	46
1.001342	21	1.005942	43
1.001364	21	1.005964	44
1.001367	22	1.005967	44
1.001397	24	1.005997	46
1.001442	21	1.006064	153
1.001464	21	1.006067	153
1.001467	22	1.006164	181
1.001497	24	1.006167	181
1.001742	21	1.006197	183
1.001764	21	1.006264	181
1.001767	22	1.006267	181
1.001797	24	1.006297	183
1.002042	21	1.006318	63
1.002064	21	1.006342	54
1.002067	22	1.006364	54
1.002097	24	1.006367	55
1.002567	190	1.006397	57
1.002597	192	1.006442	43
1.002742	121	1.006464	44
1.002764	121	1.006467	44
1.002767	121	1.006497	46
1.002797	123	1.006567	190
1.002864	210	1.006597	192
1.002867	210	1.007342	85
1.003064	210	1.007364	85

Part #	Page #	Part #	Page #
1.007367	85	1.076097	155
1.007397	87	1.079297	139
1.007442	85	1.110018	10
1.007464	85	1.110053	11
1.007467	85	1.1100793	11
1.007497	87	1.110707	10
1.007542	85	1.110708	10
1.007564	85	1.110768	13
1.007567	85	1.110777	10
1.007597	87	1.110807	10
1.007618	150	1.110808	10
1.007667	145	1.110868	13
1.007695	150	1.110877	10
1.007697	147	1.110893	11
1.007718	150	1.133708	114
1.007767	145	1.133777	114
1.007795	150	1.133793	114
1.007797	147	1.152708	120
1.007818	150	1.152733	121
1.007842	121	1.152768	122
1.007864	121	1.152777	120
1.007867	121, 145	1.152793	120
1.007895	150	1.157808	120
1.007897	123, 147	1.157833	121
1.007942	95	1.157868	122
1.007964	95	1.157877	120
1.007967	96	1.157893	120
1.007997	98	1.163807	128
1.008067	68	1.163808	128
1.008142	95	1.163877	128
1.008164	95	1.163893	128
1.008167	96	1.179208	136
1.008197	98	1.179277	136
1.008267	68	1.179293	136
1.008367	68	1.180018	144
1.008542	95	1.1825246	234
1.008564	95	1.1825256	234
1.008567	96	1.1865256	234
1.008597	98	1.186546	234
1.009267	138	1.187608	144
1.009364	76	1.187677	144
1.009367	77	1.187693	144
1.009397	78	1.187708	144
1.009464	76	1.187777	144
1.009467	77	1.187793	144
1.009497	78	1.187808	144
1.009567	162	1.187877	144
1.011097	34	1.187893	144
1.017397	88	1.196007	152
1.017497	88	1.196008	152
1.017597	88	1.196068	153
1.020311	63	1.196077	152
1.020411	63	1.196093	152
1.020511	63	1.201308	20
1.020611	63	1.201333	21
1.024311	63	1.201368	22
1.026311	63	1.201377	20
1.050097	130	1.201393	20
1.053297	201	1.201408	20
1.053397	201	1.201433	21
1.058097	70	1.201468	22
1.058297	70	1.201477	20
1.058397	70	1.201493	20
1.059597	163	1.201708	20
1.070797	14	1.201733	21
1.070897	14	1.201768	22
1.072897	212	1.201777	20
1.073097	212	1.201793	20
1.074897	212	1.202008	20
1.074997	212	1.202033	21
1.075097	212	1.202068	22

# Index

Part #	Page #	Part #	Page #
1.202077	20	1.326577	189
1.202093	20	1.326593	189
1.230018	160	1.333208	198
1.230028	160	1.333268	199
1.239508	160	1.333277	198
1.239577	160	1.333293	199
1.239593	160	1.333308	198
1.2500022	220	1.333368	199
1.250018	168	1.333377	198
1.255307	169	1.333393	199
1.255308	168	1.3428018	207
1.255368	171	1.3428035	207
1.255377	169	1.342807	207
1.255393	169	1.342828	207
1.255407	169	1.342868	211
1.255408	168	1.342877	208
1.255468	171	1.342893	208
1.255477	169	1.3430018	207
1.255493	169	1.3430035	207
1.260006	178	1.343007	207
1.276107	180	1.343028	207
1.276108	180	1.343068	211
1.276168	181	1.343077	208
1.276177	180	1.343093	208
1.276193	180	1.3448018	207
1.276207	180	1.3448035	207
1.276208	180	1.344807	207
1.276268	181	1.344808	206
1.276277	180	1.344828	207
1.276293	180	1.344877	208
1.285308	168	1.344893	208
1.285377	169	1.3449018	207
1.285393	170	1.3449035	207
1.285408	168	1.344907	207
1.285477	169	1.344908	206
1.285493	170	1.344928	207
1.300108	30	1.344968	211
1.300133	31	1.344977	208
1.300168	32	1.344993	208
1.300177	30	1.3450018	207
1.300193	30	1.3450035	207
1.300908	30	1.345007	207
1.300933	31	1.345008	206
1.300968	32	1.345028	207
1.300977	30	1.345068	211
1.300993	30	1.345077	208
1.301008	30	1.345093	208
1.301033	31	1.350044	221
1.301068	32	1.3555034	41
1.301077	30	1.3555035	42
1.301093	30	1.355507	42
1.305508	30	1.355508	40
1.305533	31	1.355533	43
1.305568	32	1.355568	44
1.305577	30	1.355577	42
1.305593	30	1.355593	43
1.320208	188	1.3556034	40
1.320277	189	1.3556035	41
1.320293	189	1.355607	42
1.322508	188	1.355608	40
1.322577	189	1.355633	43
1.322593	189	1.355668	44
1.324008	188	1.355677	42
1.324077	189	1.355693	43
1.324093	189	1.3557035	42
1.324108	188	1.355707	42
1.324177	189	1.355708	40
1.324193	189	1.355733	43
1.324508	188	1.355768	44
1.324577	189	1.355777	42
1.324593	189	1.355793	43
1.326508	188	1.3559034	41

Part #	Page #	Part #	Page #
1.3559035		1.518308	66
1.355907		1.518377	67
1.355908		1.518393	67
1.355933		1.629308	76
1.355968		1.629368	77
1.355977		1.629377	76
1.355993		1.629393	76
1.3564034		1.629408	76
1.3564035		1.629468	77
1.356407		1.629477	76
1.356408		1.629493	76
1.356433		1.727308	84
1.356468		1.727333	85
1.356477		1.727368	86
1.356493		1.727377	84
1.3576032		1.727393	84
1.3577032		1.727408	84
1.3578032		1.727433	85
1.3695022		1.727468	86
1.3795023		1.727477	84
1.3800023		1.727493	84
1.400308		1.727508	84
1.400333		1.727533	85
1.400368		1.727568	86
1.400377		1.727577	84
1.400393		1.727593	84
1.400433		1.807933	95
1.400468		1.807968	96
1.400477		1.807977	94
1.400493		1.807993	94
1.400508		1.808108	94
1.400533		1.808133	95
1.400568		1.808168	96
1.400577		1.808177	94
1.400593		1.808193	94
1.400608		1.808508	94
1.400633		1.808533	95
1.400668		1.808568	96
1.400677		1.808577	94
1.400693		1.808593	94
1.400808		1.837908	94
1.404308		1.901208	104
1.404333		1.901233	105
1.404368		1.901268	106
1.404377		1.901277	104
1.404393		1.901293	104
1.406308		1.904408	104
1.406333		1.904433	105
1.406368		1.904468	106
1.406377		1.904477	104
1.406393		1.904493	104
1.442808		1.3557034	41
1.442877		1.00__03	252
1.442893		1.00__039	221
1.443008		1.00__04	252
1.443077		1.00__14	246
1.443093		1.00__18	252
1.444877		1.00__95	252
1.444893		1.0000710	216
1.444977		1.000142T	31
1.444993		1.000164T	31
1.445077		1.000167T	32
1.445093		1.000187T	34
1.518007		1.000190	31
1.518008		1.000196.V0	33
1.518077		1.000196.V0T	33
1.518093		1.000196.V1	33
1.518207		1.000196.V1T	33
1.518208		1.000196.V2	33
1.518277		1.000196.V2T	33
1.518293		1.000197D	34
1.518307		1.000197DT	34

# Index

Part #	Page #	Part #	Page #
1.000197T	34	1.000697T	57
1.000242D	189	1.0007510	12, 230, 230
1.000242DT	189	1.0007520	11, 229
1.000264D	190	1.0007520T	11, 229
1.000264DT	190	1.000764T	12
1.000267T	190	1.000767T	12
1.000287T	193	1.000787T	15
1.000290	189	1.000790	12
1.000296.V0	191	1.0008510	12
1.000296.V0T	191	1.0008520	11, 229
1.000296.V1	192	1.0008520T	11, 229
1.000296.V1T	192	1.000864T	12
1.000296.V2	192	1.000867T	12
1.000296.V2T	192	1.000887T	15
1.000297D	192	1.000890	12
1.000297DT	192	1.000942T	31
1.000297T	192	1.000964T	31
1.000342T	54	1.000967T	32
1.000364T	54	1.000968T	32
1.000367T	55	1.000987T	34
1.000387T	58	1.000990	31
1.000390	53	1.000996.V0	33
1.000396.V0	56	1.000996.V0T	33
1.000396.V0T	56	1.000996.V1	33
1.000396.V1	57	1.000996.V1T	33
1.000396.V1T	57	1.000996.V2	33
1.000396.V2	57	1.000996.V2T	33
1.000396.V2T	57	1.000997D	34
1.000397D	58	1.000997DT	34
1.000397DT	58	1.000997T	34
1.000397T	57	1.001042T	31
1.000442T	54	1.001064T	31
1.000464T	54	1.001067T	32
1.000467T	55	1.001087T	34
1.000487T	58	1.001090	31
1.000490	53	1.001096.V0	33
1.000496.V0	56	1.001096.V0T	33
1.000496.V0T	56	1.001096.V1	33
1.000496.V1	57	1.001096.V1T	33
1.000496.V1T	57	1.001096.V2	33
1.000496.V2	57	1.001096.V2T	33
1.000496.V2T	57	1.001097D	34
1.000497D	58	1.001097DT	34
1.000497DT	58	1.001097T	34
1.000497T	57	1.001242T	105
1.000542T	54	1.001264T	105
1.000564T	54	1.001267T	106
1.000567T	55	1.001287T	108
1.000587T	58	1.001290	105
1.000590	53	1.001296.V0	107
1.000596.V0	56	1.001296.V0T	107
1.000596.V0T	56	1.001296.V1	107
1.000596.V1	57	1.001296.V1T	107
1.000596.V1T	57	1.001296.V2	107
1.000596.V2	57	1.001296.V2T	107
1.000596.V2T	57	1.001297D	108
1.000597D	58	1.001297DT	108
1.000597DT	58	1.001342T	21
1.000597T	57	1.001367T	22
1.000642T	54	1.001390	21
1.000664T	54	1.001396.V0	23
1.000667T	55	1.001396.V0T	23
1.000687T	58	1.001396.V1	23
1.000690	53	1.001396.V1T	23
1.000696.V0	56	1.001396.V2	24
1.000696.V0T	56	1.001396.V2T	24
1.000696.V1	57	1.001397D	24
1.000696.V1T	57	1.001397DT	24
1.000696.V2	57	1.001397T	24
1.000696.V2T	57	1.001442T	21
1.000697D	58	1.001464T	21
1.000697DT	58	1.001467T	22

Part #	Page #	Part #	Page #
1.001487T	25	1.002867T	210
1.001490	21	1.002887T	213
1.001496.V0	23	1.002890	210
1.001496.V0T	23	1.0030520	210
1.001496.V1	23	1.0030520T	210
1.001496.V1T	23	1.003064T	210
1.001496.V2	24	1.003067T	210
1.001496.V2T	24	1.003087T	213
1.001497D	24	1.003090	210
1.001497DT	24	1.003164T	21
1.001497T	24	1.003264T	199
1.001742T	21	1.003267T	200
1.001764T	21	1.003287T	201
1.001767T	22	1.003290	199
1.001787T	25	1.003364T	199
1.001790	21	1.003367T	200
1.001796.V0	23	1.003387T	201
1.001796.V0T	23	1.003390	199
1.001796.V1	23	1.003742D	114
1.001796.V1T	23	1.003742DT	114
1.001796.V2	24	1.003764D	114
1.001796.V2T	24	1.003767T	115
1.001797D	24	1.003787T	116
1.001797DT	24	1.003790	114
1.001797T	24	1.003796.V0	115
1.002042T	21	1.003796.V0T	115
1.002064T	21	1.003796.V1	116
1.002067T	22	1.003796.V1T	116
1.002087T	25	1.003796.V2	116
1.002090	21	1.003796.V2T	116
1.002096.V0	23	1.003797D	116
1.002096.V0T	23	1.003797DT	116
1.002096.V1	23	1.003797T	116
1.002096.V1T	23	1.003887T	131
1.002096.V2	24	1.003890	128
1.002096V2T	24	1.004042D	189
1.002097D	24	1.004042DT	189
1.002097DT	24	1.004064D	190
1.002097T	24	1.004064DT	190
1.002542D	189	1.004067T	190
1.002542DT	189	1.004087T	193
1.002564D	190	1.004090	189
1.002564DT	190	1.004096.V0	191
1.002567T	190	1.004096.V0T	191
1.002587T	193	1.004096.V1	192
1.002590	189	1.004096.V1T	192
1.002596.V0	191	1.004096.V2	192
1.002596.V0T	191	1.004096.V2T	192
1.002596.V1	192	1.004097D	192
1.002596.V1T	192	1.004097DT	192
1.002596.V2	192	1.004097T	192
1.002596.V2T	192	1.004142D	189
1.002597D	192	1.004142DT	189
1.002597DT	192	1.004164D	190
1.002597T	192	1.004164DT	190
1.002742T	121	1.004167T	190
1.002764T	121	1.004187T	193
1.002767T	121	1.004190	189
1.002787T	124	1.004196.V0	191
1.002790	120	1.004196.V0T	191
1.002796.V0	123	1.004196.V1	192
1.002796.V0T	123	1.004196.V1T	192
1.002796.V1	123	1.004196.V2	192
1.002796.V1T	123	1.004196.V2T	192
1.002796.V2	123	1.004197D	192
1.002796.V2T	123	1.004197DT	192
1.002797D	123	1.004197T	192
1.002797DT	123	1.004342T	54
1.002797T	123	1.004364T	54
1.0028520	210	1.004367T	55
1.0028520T	210	1.004387T	58
1.002864T	210	1.004390	53

# Index

Part #	Page #	GI	GII	GIII	GIV	Part #	Page #	GI	GII	GIII	GIV
1.004396.V0	56					1.005397DT	173				
1.004396.V0T	56					1.005397T	172				
1.004396.V1	57					1.005464T	170				
1.004396.V1T	57					1.005467T	170				
1.004396.V2	57					1.005487T	173				
1.004396.V2T	57					1.005490	170				
1.004397D	58					1.005496.V0	172				
1.004397DT	58					1.005496.V0T	172				
1.004397T	57					1.005496.V1	172				
1.004442T	105					1.005496.V1T	172				
1.004464T	105					1.005496.V2	172				
1.004467T	106					1.005496.V2T	172				
1.004487T	108					1.005497D	173				
1.004490	105					1.005497DT	173				
1.004496.V0	107					1.005497T	172				
1.004496.V0T	107					1.005542T	31, 43				
1.004496.V1	107					1.005564T	31, 44				
1.004496.V1T	107					1.005567T	32, 44				
1.004496.V2	107					1.005587T	34, 46				
1.004496.V2T	107					1.005590	31, 43				
1.004497D	108					1.005596.V0	33, 45				
1.004497DT	108					1.005596.V0T	33, 45				
1.004497T	108					1.005596.V1	33, 45				
1.004542D	189					1.005596.V1T	33, 45				
1.004542DT	189					1.005596.V2	33, 46				
1.004564D	190					1.005596.V2T	33, 46				
1.004564DT	190					1.005597D	34, 46				
1.004567T	190					1.005597DT	34, 46				
1.004587T	193					1.005597T	34, 46				
1.004590	189					1.005642T	43				
1.004596.V0	191					1.005664T	44				
1.004596.V0T	191					1.005667T	44				
1.004596.V1	192					1.005687T	46				
1.004596.V1T	192					1.005690	43				
1.004596.V2	192					1.005696.V0	45				
1.004596.V2T	192					1.005696.V0T	45				
1.004597D	192					1.005696.V1	45				
1.004597DT	192					1.005696.V1T	45				
1.004597T	192					1.005696.V2	46				
1.0048510	230					1.005696.V2T	46				
1.0048520	210, 229					1.005697D	46				
1.0048520T	210, 229					1.005697DT	46				
1.004864T	210					1.005697T	46				
1.004867T	210					1.005742T	43				
1.004887T	213					1.005764T	44				
1.004890	210					1.005767T	44				
1.0049510	230					1.005787T	46				
1.0049520	210, 229					1.005790	43				
1.0049520T	210, 229					1.005796.V0	45				
1.004964T	210					1.005796.V0T	45				
1.004967T	210					1.005796.V1	45				
1.004987T	213					1.005796.V1T	45				
1.004990	210					1.005796.V2	46				
1.0050510	230					1.005796.V2T	46				
1.0050520	210, 229					1.005797D	46				
1.0050520T	210, 229					1.005797DT	46				
1.005064T	210					1.005797T	46				
1.005067T	210					1.005942T	43				
1.005087T	213					1.005964T	44				
1.005090	210					1.005967T	44				
1.005364T	170					1.005987T	46				
1.005367T	170					1.005990	43				
1.005387T	173					1.005996.V0	45				
1.005390	170					1.005996.V0T	45				
1.005396.V0	172					1.005996.V1	45				
1.005396.V0T	172					1.005996.V1T	45				
1.005396.V1	172					1.005996.V2	46				
1.005396.V1T	172					1.005996.V2T	46				
1.005396.V2	172					1.005997D	46				
1.005396.V2T	172					1.005997DT	46				
1.005397D1.006442173	1437					1.005997T	46				

Part #	Page #	Part #	Page #
1.006064T	153	1.006597DT	192
1.006067T	153	1.006597T	192
1.006087T	155	1.007342T	85
1.006090	152	1.007364T	85
1.006164T	181	1.007367T	85
1.006167T	181	1.007387T	88
1.006187T	184	1.007390	85
1.006190	181	1.007396.V0	87
1.006196.V0	182	1.007396.V0T	87
1.006196.V0T	182	1.007396.V1	87
1.006196.V1	183	1.007396.V1T	87
1.006196.V1T	183	1.007396.V2	87
1.006196.V2	183	1.007396.V2T	87
1.006196.V2T	183	1.007397D	87
1.006197D	183	1.007397DT	87
1.006197DT	183	1.007397T	87
1.006197T	183	1.007442T	85
1.006264T	181	1.007464T	85
1.006267T	181	1.007467T	85
1.006287T	184	1.007487T	88
1.006290	181	1.007490	85
1.006296.V0	182	1.007496.V0	87
1.006296.V0T	182	1.007496.V0T	87
1.006296.V1	183	1.007496.V1	87
1.006296.V1T	183	1.007496.V1T	87
1.006296.V2	183	1.007496.V2	87
1.006296.V2T	183	1.007496.V2T	87
1.006297D	183	1.007497D	87
1.006297DT	183	1.007497DT	87
1.006297T	183	1.007497T	87
1.006342T	54	1.007542T	85
1.006364T	54	1.007564T	85
1.006367T	55	1.007567T	85
1.006387T	58	1.007587T	88
1.006390	53	1.007590	85
1.006396.V0	56	1.0075910	231
1.006396.V0T	56	1.0075950	232
1.006396.V1	57	1.007596.V0	87
1.006396.V1T	57	1.007596.V0T	87
1.006396.V2	57	1.007596.V1	87
1.006396.V2T	57	1.007596.V1T	87
1.006397D	58	1.007596.V2	87
1.006397DT	58	1.007596.V2T	87
1.006397T	57	1.007597D	87
1.006442T	43	1.007597DT	87
1.006464T	44	1.007597T	87
1.006467T	44	1.007642F	145
1.006487T	46	1.007642FT	145
1.006490	43	1.007664F	145
1.006496.V0	45	1.007664FT	145
1.006496.V0T	45	1.007667T	145
1.006496.V1	45	1.007687T	148
1.006496.V1T	45	1.007690	145
1.006496.V2	46	1.007696.V0	147
1.006496.V2T	46	1.007696.V0T	147
1.006497D	46	1.007696.V1	147
1.006497DT	46	1.007696.V1T	147
1.006497T	46	1.007696.V2	147
1.006542D	189	1.007696.V2T	147
1.006542DT	189	1.007697D	147
1.006564D	190	1.007697DT	147
1.006564DT	190	1.007697T	147
1.006567T	190	1.007742F	145
1.006587T	193	1.007742FT	145
1.006590	189	1.007764F	145
1.006596.V0	191	1.007764FT	145
1.006596.V0T	191	1.007767T	145
1.006596.V1	192	1.007787T	148
1.006596.V1T	192	1.007790	145
1.006596.V2	192	1.007796.V0	147
1.006596.V2T	192	1.007796.V0T	147
1.006597D	192	1.007796.V1	147

# Index

Part #	Page #	Part #	Page #
1.007796.V1T	147	1.008596.V0T	97
1.007796.V2	147	1.008596.V1	97
1.007796.V2T	147	1.008596.V1T	97
1.007797D	147	1.008596.V2	97
1.007797DT	147	1.008596.V2T	97
1.007797T	147	1.008597D	98
1.007842F	145	1.008597DT	98
1.007842FT	145	1.008597T	98
1.007842T	121	1.0092510	137, 230
1.007864F	145	1.0092520	137, 229
1.007864FT	145	1.0092520T	137, 229
1.007864T	121	1.009264D	137
1.007867T	121, 145	1.009264DT	137
1.007887T	124	1.009267T	138
1.007890	120, 145	1.009287T	140
1.007896.V0	123, 147	1.009290	137
1.007896.V0T	123, 147	1.009364T	76
1.007896.V1	123, 147	1.009367T	77
1.007896.V1T	123, 147	1.009387T	79
1.007896.V2	123, 147	1.009390	76
1.007896.V2T	123, 147	1.009396.V0	78
1.007897D	123, 147	1.009396.V0T	78
1.007897DT	123, 147	1.009396.V1	78
1.007897T	123, 147	1.009396.V1T	78
1.007942T	95	1.009396.V2	78
1.007964T	95	1.009396.V2T	78
1.007967T	96	1.009397D	79
1.007987T	98	1.009397DT	79
1.007990	95	1.009464T	76
1.007996.V0	97	1.009467T	77
1.007996.V0T	97	1.009487T	79
1.007996.V1	97	1.009490	76
1.007996.V1T	97	1.009496.V0	78
1.007996.V2	97	1.009496.V0T	78
1.007996.V2T	97	1.009496.V1	78
1.007997D	98	1.009496.V1T	78
1.007997DT	98	1.009496.V2	78
1.007997T	98	1.009496.V2T	78
1.008064M	68	1.009497D	79
1.008064MT	68	1.009497DT	79
1.008067T	68	1.009497T	78
1.008087T	71	1.009564D	161
1.008090	68	1.009564DT	161
1.008142T	95	1.009567T	162
1.008164T	95	1.009587T	164
1.008167T	96	1.009590	161
1.008187T	98	1.0096910	231
1.008190	95	1.0098900	231
1.008196.V0	97	1.0098910	231
1.008196.V0T	97	1.0098950	232
1.008196.V1	97	1.0099950	232
1.008196.V1T	97	1.011097T	34
1.008196.V2	97	1.01387T	25
1.008196.V2T	97	1.017397T	88
1.008197D	98	1.017497T	88
1.008197DT	98	1.017597T	88
1.008197T	98	1.01AS00	61
1.008264M	68	1.01PH00	60
1.008264MT	68	1.01RH00	60
1.008267T	68	1.01SP00	60
1.008287T	71	1.01TB18	60
1.008290	68	1.01TB24	60
1.008364M	68	1.01TB30	60
1.008364MT	68	1.01TR00	60
1.008367T	68	1.02__00	222
1.008387T	71	1.02__10	221
1.008390	68	1.02__11	222
1.008542T	95	1.03__11	222
1.008564T	95	1.03764DT	114
1.008567T	96	1.03PH00	117
1.008587T	98	1.03RH00	118
1.008590	95	1.03TB18	118
1.008596.V0	97	1.03TB24	118

Part #	Page #	Part #	Page #
1.03TB30	118	1.069597DT	164
1.03TR00	118	1.06PH00	111
1.04__10	222	1.06RH00	111
1.042810	222	1.06TB18	111
1.043010	222	1.06TB24	111
1.044810	222	1.06TB30	111
1.044910	222	1.06TR00	111
1.045010	222	1.070796.V0	14
1.05__10	222	1.070796.V0T	14
1.050096.V0	130	1.070796.V1	14
1.050096.V0T	130	1.070796.V1T	14
1.050096.V1	130	1.070796.V2	14
1.050096.V1T	130	1.070796.V2T	14
1.050096.V2	130	1.070797D	15
1.050096.V2T	130	1.070797DT	15
1.050097T	130	1.070797T	14
1.053296.V0	200	1.070896.V0	14
1.053296.V0T	200	1.070896.V0T	14
1.053296.V1	200	1.070896.V1	14
1.053296.V1T	200	1.070896.V1T	14
1.053296.V2	201	1.070896.V2	14
1.053296.V2T	201	1.070896.V2T	14
1.053297T	201	1.070897D	15
1.053396.V0	200	1.070897DT	15
1.053396.V0T	200	1.070897T	14
1.053396.V1	200	1.072896.V0	212
1.053396.V1T	200	1.072896.V0T	212
1.053396.V2	201	1.072896.V1	212
1.053396.V2T	201	1.072896.V1T	212
1.053397T	201	1.072896.V2	212
1.058096.V0	69	1.072896.V2T	212
1.058096.V0T	69	1.072897T	212
1.058096.V1	70	1.073096.V0	212
1.058096.V1T	70	1.073096.V0T	212
1.058096.V2	70	1.073096.V1	212
1.058096.V2T	70	1.073096.V1T	212
1.058097D	70	1.073096.V2	212
1.058097DT	70	1.073096.V2T	212
1.058097T	70	1.073097T	212
1.058296.V0	69	1.074896.V0	212
1.058296.V0T	69	1.074896.V0T	212
1.058296.V1	70	1.074896.V1	212
1.058296.V1T	70	1.074896.V1T	212
1.058296.V2	70	1.074896.V2	212
1.058296.V2T	70	1.074896.V2T	212
1.058297D	70	1.074897T	212
1.058297DT	70	1.074996.V0	212
1.058297T	70	1.074996.V0T	212
1.058396.V0	69	1.074996.V1	212
1.058396.V0T	69	1.074996.V1T	212
1.058396.V1	70	1.074996.V2	212
1.058396.V1T	70	1.074996.V2T	212
1.058396.V2	70	1.074997T	212
1.058396.V2T	70	1.075096.V0	212
1.058397D	70	1.075096.V0T	212
1.058397DT	70	1.075096.V1	212
1.058397T	70	1.075096.V1T	212
1.059596.V0	163	1.075096.V2	212
1.059596.V0T	163	1.075096.V2T	212
1.059596.V1	163	1.075097T	212
1.059596.V1T	163	1.076096.V0	154
1.059596.V2	163	1.076096.V0T	154
1.059596.V2T	163	1.076096.V1	154
1.059597T	163	1.076096.V1T	154
1.06__10	222	1.076096.V2	154
1.060097D	130	1.076096.V2T	154
1.060097DT	130	1.076097D	155
1.063297D	201	1.076097DT	155
1.063297DT	201	1.076097T	155
1.063397D	201	1.079296.V0	139
1.063397DT	201	1.079296.V0T	139
1.069597D	164	1.079296.V1	139

# Index

Part #	Page #	Part #	Page #
1.079296.V1T	139	1.0R1251T	106
1.079296.V2	139	1.0R1350	22
1.079296.V2T	139	1.0R1350T	22
1.079297T	139	1.0R1351T	23
1.07AS00	36	1.0R1450	22
1.07PH00	35	1.0R1450T	22
1.07RH00	36	1.0R1451T	23
1.07SP00	36	1.0R1750	22
1.07TB18	36	1.0R1750T	22
1.07TB24	36	1.0R1751T	23
1.07TB30	36	1.0R2050	22
1.07TR00	36	1.0R2050T	22
1.082897D	213	1.0R2051T	23
1.082897DT	213	1.0R2550	191
1.083097D	213	1.0R2550T	191
1.083097DT	213	1.0R2551T	191
1.084897D	213	1.0R2750	122
1.084897DT	213	1.0R2750T	122
1.084997D	213	1.0R2751T	122
1.084997DT	213	1.0R2850	211
1.085097D	213	1.0R2850T	211
1.085097DT	213	1.0R2851T	211
1.089297D	139	1.0R3050	211
1.089297DT	139	1.0R3050T	211
1.08AS00	27	1.0R3051T	211
1.08PH00	26	1.0R3250	200
1.08RH00	26	1.0R3250T	200
1.08SP00	26	1.0R3350	200
1.08TB18	27	1.0R3350T	200
1.08TB24	27	1.0R3750	115
1.08TB30	27	1.0R3750T	115
1.08TR00	26	1.0R3751T	115
1.09397T	78	1.0R3850	129
1.09AS00	110	1.0R3850T	129
1.09PH00	110	1.0R4050	191
1.09RH00	110	1.0R4050T	191
1.09SP00	110	1.0R4051T	191
1.09TB18	110	1.0R4150	191
1.09TB24	110	1.0R4150T	191
1.09TB30	110	1.0R4151T	191
1.09TR00	110	1.0R4350	55
1.0R0150	32	1.0R4350T	55
1.0R0150T	32	1.0R4351T	56
1.0R0151T	32	1.0R4450	106
1.0R0250	191	1.0R4450T	106
1.0R0250T	191	1.0R4451T	106
1.0R0251T	191	1.0R4550	191
1.0R0350	55	1.0R4550T	191
1.0R0350T	55	1.0R4551T	191
1.0R0351T	56	1.0R4850	211
1.0R0450	55	1.0R4850T	211
1.0R0450T	55	1.0R4851T	211
1.0R0451T	56	1.0R4950	211
1.0R0550	55	1.0R4950T	211
1.0R0550T	55	1.0R4951T	211
1.0R0551T	56	1.0R5050	211
1.0R0650	55	1.0R5050T	211
1.0R0650T	55	1.0R5051T	211
1.0R0651T	56	1.0R5350	171
1.0R0750	13	1.0R5350T	171
1.0R0750T	13	1.0R5351T	171
1.0R0751T	13	1.0R5450	171
1.0R0850	13	1.0R5450T	171
1.0R0850T	13	1.0R5451T	171
1.0R0851T	13	1.0R5550	32, 44
1.0R0950	32	1.0R5550T	32, 44
1.0R0950T	32	1.0R5551T	32, 45
1.0R0951T	32	1.0R5650	44
1.0R1050	32	1.0R5650T	44
1.0R1050T	32	1.0R5651T	45
1.0R1051T	32	1.0R5750	44
1.0R1250	106	1.0R5750T	44
1.0R1250T	106	1.0R5751T	45

Part #	Page #	Part #	Page #
1.0R5950	44	1.0S0751T	13
1.0R5950T	44	1.0S0851T	13
1.0R5951T	45	1.0S0951T	33
1.0R6050	153	1.0S1051T	33
1.0R6050T	153	1.0S1251T	107
1.0R6051T	154	1.0S1351T	23
1.0R6150	182	1.0S1451T	23
1.0R6150T	182	1.0S1751T	23
1.0R6151T	182	1.0S2051T	23
1.0R6250	182	1.0S2551T	191
1.0R6250T	182	1.0S2751T	122
1.0R6251T	182	1.0S2851T	211
1.0R6350	55	1.0S3051T	211
1.0R6350T	55	1.0S3251T	200
1.0R6450	44	1.0S3351T	200
1.0R6450T	44	1.0S3751T	115
1.0R6451T	45	1.0S3851T	129
1.0R6550	191	1.0S4051T	191
1.0R6550T	191	1.0S4151T	191
1.0R6551T	191	1.0S4351T	56
1.0R7350	86	1.0S4451T	107
1.0R7350T	86	1.0S4551T	191
1.0R7351T	86	1.0S4851T	211
1.0R7450	86	1.0S4951T	211
1.0R7450T	86	1.0S5051T	211
1.0R7451T	86	1.0S5351T	171
1.0R7550	86	1.0S5451T	171
1.0R7550T	86	1.0S5551T	33, 45
1.0R7551T	86	1.0S5651T	45
1.0R7650	146	1.0S5751T	45
1.0R7650T	146	1.0S5951T	45
1.0R7651T	146	1.0S6051T	154
1.0R7750	146	1.0S6151T	182
1.0R7750T	146	1.0S6251T	182
1.0R7751T	146	1.0S6451T	45
1.0R7850	122, 146	1.0S6551T	191
1.0R7850T	122, 146	1.0S7351T	86
1.0R7851T	122, 146	1.0S7451T	86
1.0R7950	96	1.0S7551T	86
1.0R7950T	96	1.0S7651T	146
1.0R7951T	96	1.0S7751T	146
1.0R8050	69	1.0S7851T	122, 146
1.0R8050T	69	1.0S7951T	97
1.0R8051T	69	1.0S8051T	69
1.0R8150	96	1.0S8151T	97
1.0R8150T	96	1.0S8251T	69
1.0R8151T	96	1.0S8351T	69
1.0R8250	69	1.0S8551T	97
1.0R8250T	69	1.0S9251T	138
1.0R8251T	69	1.0S9351T	78
1.0R8350	69	1.0S9451T	78
1.0R8350T	69	1.0S9551T	162
1.0R8351T	69	1.100807T	10
1.0R8550	96	1.10AS00	91
1.0R8550T	96	1.10PH00	90
1.0R8551T	96	1.10RH00	90
1.0R9250	138	1.10SP00	90
1.0R9250T	138	1.10TB18	91
1.0R9251T	138	1.10TB24	91
1.0R9350	77	1.10TB30	91
1.0R9350T	77	1.10TR00	17, 91
1.0R9351T	77	1.1100530	228
1.0R9450	77	1.1100530T	228
1.0R9450T	77	1.11007T	10
1.0R9451T	77	1.110530T	11
1.0R9550	162	1.110768T	13
1.0R9550T	162	1.110777T	10
1.0S0151T	33	1.110793T	11
1.0S0251T	191	1.110868T	13
1.0S0351T	56	1.110877T	10
1.0S0451T	56	1.110893T	11
1.0S0551T	56	1.11AS00	17
1.0S0651T	56	1.11PH00	16

# Index

Part #	Page #	Part #	Page #
1.11RH00	17	1.201433T	21
1.11SP00	16	1.201468T	22
1.11TB18	17	1.201477T	20
1.11TB24	17	1.201493T	20
1.11TB30	17	1.201733T	21
1.133777T	114	1.201768T	22
1.133793T	114	1.201777T	20
1.152733T	121	1.201793T	20
1.152768T	122	1.202033T	21
1.152777T	120	1.202068T	22
1.152793T	120	1.202077T	20
1.157833T	121	1.202093T	20
1.157868T	122	1.20PH00	27
1.157877T	120	1.20RH00	27
1.157893T	120	1.20TB18	28
1.1600530	129, 228	1.20TB24	28
1.1600530T	129, 228	1.20TB30	28
1.163807S	128	1.20TR00	27
1.163807ST	128	1.22AS00	48, 63
1.163807T	128	1.22PH00	47, 62
1.163877T	128	1.22RH00	48, 62
1.163893T	128	1.22SP00	48, 62
1.1700530	136, 228	1.22TB18	48, 63
1.1700530T	228	1.22TB24	48, 63
1.170053T	136	1.22TB30	48, 63
1.179207S	136	1.22TR00	48, 63
1.179207ST	136	1.2300530	161, 229
1.179268D	138	1.2300530T	161, 229
1.179268DT	138	1.239568DT	162, 162
1.179277T	136	1.239577T	160
1.179293T	136	1.239593T	160
1.18_246	234	1.255307T	169
1.18_256	234	1.255368T	171
1.18_500	232	1.255377T	169
1.18_510	232	1.255393T	169
1.18_511	233	1.255407T	169
1.18_520	233	1.255468T	171
1.18_521	233	1.255477T	169
1.187633F	145	1.255493T	169
1.187633FT	145	1.25AS00	126
1.187668F	146	1.25PH00	125
1.187668FT	146	1.25RH00	125
1.187677T	144	1.25SP00	125
1.187693T	144	1.25TB18	15
1.187733F	145	1.25TB24	125
1.187733FT	145	1.25TB30	125
1.187768F	146	1.25TR00	125
1.187768FT	146	1.260006S	178
1.187777T	144	1.276107T	180
1.187793T	144	1.276168T	181
1.187833F	145	1.276177T	180
1.187833FT	145	1.276193T	180
1.187868F	146	1.276207T	180
1.187868FT	146	1.276268T	181
1.187877T	144	1.276277T	180
1.187893T	144	1.276293T	180
1.18AS00	38, 126, 150	1.285377T	169
1.18PH00	37, 126, 149	1.285393T	170
1.18RH00	38, 126, 149	1.285477T	169
1.18SP00	38, 126, 149	1.285493T	170
1.18TB18	38, 126, 150	1.300133T	31
1.18TB24	38, 126, 150	1.300168T	32
1.18TB30	38, 126, 150	1.300177T	30
1.18TR00	38, 126, 149	1.300193T	30
1.196007T	152	1.300933T	31
1.196068T	153	1.300977T	30
1.196077T	152	1.300993T	30
1.196093T	152	1.301033T	31
1.201333T	21	1.301068T	32
1.201368T	22	1.301077T	30
1.201377T	20	1.301093T	30
1.201393T	20	1.305533T	31

Part #	Page #	Part #	Page #
1.305568T	32	1.344993T	208
1.305577T	30	1.345007S	207
1.305593T	30	1.345007ST	207
1.320233D	190	1.345007T	207
1.320233DT	190	1.345068T	211
1.320268D	190	1.345077T	208
1.320268DT	190	1.345093T	208
1.320277T	189	1.35_010	220
1.320293T	189	1.35_012	220
1.322533D	190	1.35_030	220
1.322533DT	190	1.35_032	221
1.322568D	190	1.35_033	221
1.322568DT	190	1.355507S	42
1.322577T	189	1.355507ST	42
1.322593T	189	1.355507T	42
1.324033D	190	1.355533T	43
1.324033DT	190	1.355568T	44
1.324068D	190	1.355577T	42
1.324068DT	190	1.355593T	43
1.324077T	189	1.355607S	42
1.324093T	189	1.355607ST	42
1.324133D	190	1.355607T	42
1.324133DT	190	1.355633T	43
1.324168D	190	1.355668T	44
1.324168DT	190	1.355677T	42
1.324177T	189	1.355693T	43
1.324193T	189	1.355707S	42
1.324533D	190	1.355707ST	42
1.324533DT	190	1.355707T	42
1.324568D	190	1.355733T	43
1.324568DT	190	1.355768T	44
1.324577T	189	1.355777T	42
1.324593T	189	1.355793T	43
1.326533D	190	1.355907S	42
1.326533DT	190	1.355907ST	42
1.326568D	190	1.355907T	42
1.326568DT	190	1.355933T	43
1.326577T	189	1.355968T	44
1.326593T	189	1.355977T	42
1.333268T	199	1.355993T	43
1.333277T	198	1.356407S	42
1.333293T	199	1.356407ST	42
1.333368T	199	1.356407T	42
1.333377T	198	1.356433T	43
1.333393T	199	1.356468T	44
1.33CL18	198	1.356477T	42
1.33RL18	198	1.356493T	43
1.3400530	209, 228	1.3576030	150
1.3400530T	209, 228	1.3577030	150
1.342807S	207	1.3578030	150
1.342807ST	207	1.35AS00	37, 49
1.342807T	207	1.35PH00	36, 48
1.342868T	211	1.35RH00	37, 49, 133
1.342877T	208	1.35SP00	37, 49
1.342893T	208	1.35TB18	37, 49
1.343007S	207	1.35TB24	37, 49
1.343007ST	207	1.35TB30	37, 49
1.343007T	207	1.35TR00	37, 49
1.343068T	211	1.3695020	220
1.343077T	208	1.38PH00	133, 166, 204
1.343093T	208	1.38RH00	166, 204
1.344807S	207	1.38TB18	133, 166, 204
1.344807ST	207	1.38TB24	133, 166, 204
1.344807T	207	1.38TB30	133, 166, 204
1.344868T	211	1.38TR00	133, 166, 204
1.344877T	208	1.400333T	54
1.344893T	208	1.400368T	55
1.344907S	207	1.400377T	53
1.344907ST	207	1.400393T	53
1.344907T	207	1.400433T	54
1.344968T	211	1.400468T	55
1.344977T	208	1.400477T	53

# Index

Part #	Page #	Part #	Page #
1.400493T	53	1.61RH00	185
1.400533T	54	1.61TB18	185
1.400568T	55	1.61TB24	185
1.400577T	53	1.61TB30	185
1.400593T	53	1.61TR00	185
1.400633T	54	1.629368T	77
1.400668T	55	1.629377T	76
1.400677T	53	1.629393T	76
1.400693T	53	1.629468T	77
1.404333T	54	1.629477T	76
1.404368T	55	1.629493T	76
1.404377T	53	1.62AS00	81
1.404393T	53	1.62PH00	80
1.406333T	54	1.62RH00	80
1.406368T	55	1.62SP00	80
1.406377T	53	1.62TB18	81
1.406393T	53	1.62TB24	81
1.4400530	209, 229	1.62TB30	81
1.4400530T	209, 229	1.62TR00	81
1.442877T	208	1.66AS00	195
1.442893T	209	1.66PH00	194
1.443077T	208	1.66RH00	194
1.443093T	209	1.66SP00	194
1.444877T	208	1.66TB18	195
1.444893T	209	1.66TB24	195
1.444977T	208	1.66TB30	195
1.444993T	209	1.66TR00	194
1.445077T	208	1.727333T	85
1.445093T	209	1.727368T	86
1.44AS00	62	1.727377T	84
1.44PH00	61	1.727393T	84
1.44RH00	61	1.727433T	85
1.44SP00	61	1.727468T	86
1.44TB18	62	1.727477T	84
1.44TB24	62	1.727493T	84
1.44TB30	62	1.727533T	85
1.44TR00	61	1.727568T	86
1.518007T	66	1.727577T	84
1.518068M	68	1.727593T	84
1.518068MT	68	1.78AS00	90
1.518077T	67	1.78PH00	89
1.518093T	67	1.78RH00	89
1.518207T	66	1.78SP00	89
1.518268M	68	1.78TB18	90
1.518268MT	68	1.78TB24	90
1.518277T	67	1.78TB30	90
1.518293T	67	1.78TR00	90
1.518307T	66	1.807933T	95
1.518368M	68	1.807968T	96
1.518368MT	68	1.807977T	94
1.518377T	67	1.807993T	94
1.518393T	67	1.808133T	95
1.51PH00	73	1.808168T	96
1.51RH00	73	1.808177T	94
1.51SP00	73	1.808193T	94
1.51TB18	73	1.808533T	95
1.51TB24	73	1.808568T	96
1.51TB30	73	1.808577T	94
1.51TR00	73	1.808593T	94
1.53PH00	174	1.81AS00	101
1.53RH00	174	1.81PH00	100
1.53TB18	175	1.81RH00	101
1.53TB24	175	1.81SP00	100
1.53TB30	175	1.81TB18	101
1.53TR00	175	1.81TB24	101
1.60PH00	157	1.81TB30	101
1.60RH00	157	1.81TR00	101
1.60SP00	157	1.82AS00	100
1.60TB18	157	1.82PH00	99
1.60TB24	157	1.82RH00	100
1.60TB30	157	1.82SP00	99
1.60TR00	157	1.82TB18	100
1.61PH00	185	1.82TB24	100

Part #	Page #	Part #	Page #
1.82TB30	100	18.10.063	25, 35, 47, 59, 79, 89, 99, 109, 117, 124, 148, 174, 184, 193, 236
1.82TR00	100	18.10.088	131, 165, 202, 236
1.86AS00	102	18.10.091	15, 25, 35, 47, 59, 71, 88, 99, 109, 117, 124, 140, 148, 155, 173, 184, 193, 213
1.86PH00	101	18.10.092	202
1.86RH00	102	18.10.093	202
1.86SP00	101	18.10.094	79
1.86TB18	102	18.10.100	238
1.86TB24	102	18.10.102	238
1.86TB30	102	18.10.103	237
1.86TR00	102	18.10.106	237
1.901233T	105	18.10.111	235
1.901268T	106	18.10.123	16, 140, 156, 213, 237
1.901277T	104	18.10.124	13, 72, 165, 203, 236
1.901293T	104	18.10.129	72, 132, 165, 203, 236
1.904433T	105	18.10.131	72, 131, 165, 202, 236
1.904468T	106	18.10.132	72, 132, 165, 203, 240
1.904477T	104	18.10.133	132, 165, 203, 241
1.904493T	104	18.10.135	16, 72, 132, 156, 165, 203, 239
1.92PH00	141, 214	18.10.136	141, 239
1.92RH00	141, 214	18.10.137	132, 166, 241
1.92TB18	141, 214	18.10.138	156, 237
1.92TB24	141, 214	18.10.139	132, 166, 240
1.92TR00	141, 214	18.10.140	238
1.97AS00	196	18.10.141	237
1.97PH00	195	18.10.142	237
1.97RH00	195	18.10.143	238
1.97SP00	195	18.10.144	238
1.97TB18	196	18.10.146	238
1.97TB24	196	18.10.150	238
1.97TB30	196	18.10.151	234, 238
1.97TR00	195	18.10.154	238
1.SW1277	111	18.10.156	238
1.SW4477	111	18.10.205	242
18.03.086	255	18.10.250	35, 47, 59, 80, 89, 99, 109, 117, 124, 148, 174, 184, 193, 250
18.05.001	253	18.10.250	239
18.05.002	253	18.10.252	239
18.05.007	253	18.10.253	234
18.05.014	253	18.10.254	234
18.05.038	254	18.10.272	16, 109, 240
18.05.041	255	18.10.274	26, 35, 59, 80, 89, 99, 117, 125, 149, 174, 184, 194, 240
18.06.001	222	18.10.360	141, 156, 214
18.06.002	222	18.10.360	240
18.10.003	238	18.11.040	256
18.10.007	241	18.11.041	256
18.10.009	15, 25, 35, 47, 59, 71, 79, 88, 98, 109, 117, 124, 140, 148, 155, 173, 184, 193, 213	18.11.042	256
18.10.010	242	18.11.052	257
18.10.011	240	18.11.053	257
18.10.012	241	18.11.110	256
18.10.013	241	18.11.120	256
18.10.014	241	18.11.200	247
18.10.016	241	18.11.210	247
18.10.021	239	18.11.250	233
18.10.022	239	18.11.270	223
18.10.023	242	18.12.018	15, 24, 34, 46,
18.10.024	235		
18.10.037	71, 131, 156, 164, 202, 236		
18.10.040	242		
18.10.042	72, 131, 140, 156, 202, 236		
18.10.043	237		
18.10.047	131, 140, 202, 236		
18.10.049	238		
18.10.050	235		
18.10.051	235		
18.10.052	235		
18.10.054	235		
18.10.058	235		
18.10.060	235		
18.10.062	242		

# Index

Part #	Page #	Part #	Page #
	58, 70, 79, 88, 98, 108, 116, 124, 148, 155, 164, 173, 183, 1935		71, 79, 88, 98, 108, 116, 124, 148, 155, 193, 266
18.12.113	216	18.30.021	266
18.12.115	216	18.30.022	266
18.12.116	216	18.30.023	25, 34, 46, 58, 71, 79, 88, 98, 108, 116, 124, 148, 155, 193, 267
18.15.014	252	18.30.024	42, 66, 152, 266
18.15.056	241	18.30.029	266
18.15.141	129, 161, 229 1	18.30.030	266
18.15.141T	129, 161, 229 1	18.30.035	266, 266, 270, 270
18.17.001	253	18.30.036	266, 266, 266, 268, 269, 269, 270, 270
18.17.002	253	18.30.042	164
18.17.003	253	18.30.047	164
18.17.009	253	18.30.049	266, 266, 267, 267, 267, 267, 267, 267, 268, 270, 270
18.17.010	253	18.30.061	12, 21, 31, 44, 54, 68, 76, 85, 95, 105, 114, 121, 137, 145, 153, 161, 170, 181, 190, 199, 210, 267
18.17.011	254	18.30.062	13, 32, 44, 55, 68, 77, 86, 96, 106, 122, 138, 146, 153, 162, 171, 181, 190, 199, 211, 268
18.17.013	253	18.30.063	12, 22, 32, 44, 55, 68, 77, 85, 96, 106, 115, 121, 138, 145, 153, 162, 170, 181, 190, 200, 210, 268
18.17.015	254	18.30.071	14, 24, 34, 34, 46, 57, 70, 78, 87, 88, 98, 108, 116, 113, 130, 139, 147, 155, 163, 172, 183, 192, 201, 212, 269
18.17.016	254	18.30.072	270
18.17.017	253	18.30.076	14, 23, 33, 45, 57, 70, 78, 87, 97, 107, 116, 123, 130, 139, 147, 154, 163, 172, 183, 192, 200, 212, 269
18.17.018	255	18.30.077	14, 24, 33, 46, 57, 70, 78, 87, 97, 107, 116, 123, 130, 139, 147, 154, 163, 172, 183, 192, 201, 212, 269
18.17.027	255	18.30.078	14, 23, 33, 45, 56, 69, 78, 87, 97, 107, 115, 123, 130, 139, 147, 154, 163, 172, 182, 191, 200, 212, 269
18.17.028	254	18.30.082	269, 269, 269
18.17.029	254	18.30.133	43, 104, 114
18.17.030	255	18.30.134	20, 30, 53, 67, 76, 94, 120, 144, 152
18.17.031	255	18.30.134S	189
18.17.032	253	18.30.134S.MOD	84
18.17.073	254	18.30.136	169, 170, 214
18.17.074	254	18.30.137	203
18.17.075	255	18.30.147	269, 269
18.17.076	255		
18.18.230	234		
18.18.232	234		
18.18.233	234		
18.18.400	245		
18.18.401	245		
18.18.402	245		
18.18.406	245		
18.18.407	245		
18.18.408	245		
18.18.412	245		
18.18.413	245		
18.18.414	245		
18.18.418	246		
18.18.419	246		
18.18.420	246		
18.18.424	246		
18.18.425	246		
18.18.426	246		
18.20.274	47		
18.30.002	266		
18.30.005	42, 104, 114		
18.30.006	20, 30, 53, 67, 76, 94, 120, 144, 152		
18.30.006S	189		
18.30.006S.MOD	84		
18.30.008	21, 43, 54, 85, 95, 105, 114, 121, 145, 189, 270		
18.30.009	21, 31, 43, 54, 85, 95, 105, 121, 145, 190, 270		
18.30.010	266		
18.30.011	266, 266, 267, 269		
18.30.012	270		
18.30.015	266		
18.30.016	266		
18.30.017	266		
18.30.018	266		
18.30.020	25, 34, 46, 58,		

Part #	Page #
18.30.161	269, 269
18.30.162	131, 164, 201
18.30.163	131, 164, 201
18.30.168	128
18.30.171	15, 24, 34, 46, 58, 70, 79, 87, 98, 108, 116, 123, 130, 139, 147, 155, 164, 173, 183, 192, 201, 213, 269
18.30.194	270
18.30.199	270
18.30.206	128
18.30.207	129, 161, 229
18.30.211	128
18.30.216	269, 270
18.30.217	269
18.30.218	269
18.30.227	11, 137, 210, 229
18.30.245	266
18.30.252	267
18.30.253	25, 34, 46, 58, 71, 79 88, 98, 108, 116, 124, 148, 155, 193, 267
18.30.254	267
18.30.255	25, 34, 46, 58, 71, 79, 88, 98, 108, 116, 124, 148, 155, 193, 267
18.30.256	267
18.30.257	267
18.30.258	267
18.30.259	267
18.30.273	131, 164, 201
18.30.275	131, 164, 201
18.30.290	13, 22, 32, 44, 55, 69, 77, 86, 96, 106, 115, 122, 129, 138, 146, 153, 162, 171, 182, 191, 200, 211, 268
18.30.291	13, 23, 32, 33, 45, 56, 77, 78, 86, 96, 97, 106, 107, 115, 122, 129, 138, 146, 146, 154, 162, 171, 182, 191, 200, 211, 268
18.30.292	13, 23, 32, 33, 45, 56, 56, 69, 77, 78, 86, 96, 97, 106, 107, 115, 122, 129, 138, 146, 154, 162, 171, 182, 191, 200, 211, 268
18.30.294	268
18.30.306	160
18.30.311	160
18.30.406	10, 180
18.30.407	161, 229
18.30.409	11, 136, 209, 228, 229
18.30.411	11, 180
18.30.873	268
18.30.893	267, 268
18.30.898	268
18.30.903	268
18.37.001	223
18.37.007	223
18.37.017	223
18.37.018	223
78.11.409	233
78.30.001	266

Part #	Page #
78.30.002	266
78.30.006	67, 136, 198, 208
78.30.006S	169
78.30.008	270
78.30.009	270
78.30.015	266
78.30.016	266
78.30.020	15, 71, 140, 173, 184, 213, 266
78.30.021	266
78.30.022	266
78.30.023	15, 71, 140, 173, 184, 213, 267
78.30.024	10, 66, 136, 169, 180, 207, 266
78.30.049	266, 267, 268, 270
78.30.136	67, 136, 199, 208, 209
78.30.252	267
78.30.253	15, 71, 140, 173, 184, 213, 267
78.30.254	267
78.30.255	15, 71, 140, 173, 184, 213, 267
APS.___028	262
APS.___029	261
APS.___024	261
APS.___026	261
APS.___027	262
APS.___030	261
APS.10.006	242
APS.10.082	242
APS.10.147	237
APS.10.207	260
APS.11.019	256
APS.11.121	256
APS.11.205	247
APS.11.208	260
APS.11.215	247
APS.11.251	224
APS.11.252	224
APS.11.254	224
APS.11.255	224
APS.11.256	259
APS.11.257	259
APS.11.260	223
APS.11.261	223
APS.11.263	257
APS.11.264	257
APS.11.265	258
APS.11.266	258
APS.11.268	258
APS.11.269	258
APS.11.277	247
APS.11.279	257
APS.11.280	224
APS.11.283	258
APS.11.288	258
APS.11.290	258
APS.11.292	259
APS.11.293	259
APS.11.296	259
APS.11.300	259
APS.11.301	260
APS.11.302	260
APS.11.304	259
APS.11.305	259
APS.11.306	258
APS.11.307	260
APS.11.361	224
APS.11.362	224

# Index

<b>Part #</b>	<b>Page #</b>
APS.11.505	244
APS.11.505R	244
APS.11.505T	244
APS.11.509	244
APS.11.509R	244
APS.11.509T	244
APS.11.518	257
APS.11.519	257
APS.20.190A	263
APS.20.190B	264
APS.20.190C	264
APS.20.191A	264
APS.20.191B	264
APS.20.191C	264
APS.20.201	264
APS.27.001	262
APS.27.003	262
APS.27.004	263
APS.27.006	263
APS.27.008	263
APS.27.009	261
APS.27.010	261
APS.27.011	260
APS.27.012	262
APS.27.013	261
APS.27.015	260
APS.27.016	261
APS.27.020	262
APS.27.022	262
APS.27.025	262
APS.27.100	263
APS.27.101	263
APS.27.102	263
APS.27.103	263
APS.2ABS.504	243
APS.2ABS.504R	243
APS.2ABS.504T	243
APS.2ABS.506	243
APS.2ABS.506R	243
APS.2ABS.506T	243
APS.2PVC.504	243
APS.2PVC.504R	243
APS.2PVC.504T	243
APS.2PVC.506	243
APS.2PVC.506R	243
APS.2PVC.506T	243
APS.37.008	221
APS.37.011	221
APS.3ABS.508	243
APS.3ABS.508R	243
APS.3ABS.508T	243
APS.3ABS.510	244
APS.3ABS.510R	244
APS.3ABS.510T	244
APS.3PVC.508	243
APS.3PVC.508R	243
APS.3PVC.508T	243
APS.3PVC.510	244
APS.3PVC.510R	244
APS.3PVC.510T	244
APS.11.363	224

# *Ordering Guide*



## Finish Selection

### Group I

Chrome (26) ◇

### Group II

Antique Brass (82)<sup>PC</sup>  
 Polished Brass PVD (40) ◇  
 Sable Bronze (80)<sup>PC</sup>  
 Satin Nickel (69)<sup>PC</sup>  
 Uncoated Polished Brass (33)<sup>LF</sup>

#### *Splash Colors:*

Matte Black (18)<sup>PC</sup>  
 Polished Black (31)<sup>PC</sup>  
 Polished White (52)<sup>PC</sup>

### Group III

Antique Bronze (57)<sup>PC</sup>  
 Antique Copper (59)<sup>PC</sup>  
 Antique Pewter (51)<sup>PC</sup>  
 Black Nickel PVD (53) ◇  
 Black Oil Rubbed Bronze (05)<sup>LF</sup>  
 Brushed Bronze PVD (23) ◇  
 Coco Bronze (63)<sup>PC\*</sup>  
 Oxford Oil Rubbed Bronze (87)<sup>LF</sup>  
 Polished Copper (15)<sup>PC</sup>  
 Polished Nickel PVD (43) ◇  
 Satin Brass PVD (41) ◇  
 Satin Chrome (95) ◇  
 Satin Copper (28)<sup>PC</sup>  
 Satin Nickel PVD (42) ◇  
 Sigma Gold PVD (44) ◇  
 Slate PVD (46) ◇  
 Soft Pewter (84)<sup>PC\*</sup>  
 Polished Nickel Uncoated (49)<sup>LF</sup>  
 Aged Brass (35) <sup>LF</sup>  
 Satin Gold PVD (45)

### Group IV

Polished Gold (24)<sup>PM</sup>  
 Satin Gold (54)<sup>PM</sup>

### Legend

<sup>LF</sup> = Living Finish

<sup>PM</sup> = Precious Metal

◇ = Chrome & PVD Finishes

<sup>PC</sup> = Omega Powder Coated Finishes

\* = Also available as a distressed finish. To order, please place a "D" behind the finish code. Lead time and pricing remain as shown.

Note: **Split finishes** are called out by listing the predominant finish first followed by a slash and the secondary finish second, i.e. "95/26" or Satin Chrome/Pol Chrome. Use highest Group to determine price.

### Quick Ship Program: 1-3 working days for production

**Includes:** Chrome (26), Polished Brass PVD (40), Polished Nickel PVD (43), Satin Nickel (69)

**American Faucet & Coatings Corporation is proud of our environmentally friendly plating line. Our award-winning facility was lauded for its advanced water conservation and progressive waste policies.**

Polished Chrome and PVD Finishes: We are proud to offer, in house, the current industry state-of-the-art technology for Lifetime **anti-tarnish & anti-abrasion finishes**—Physical Vapor Deposition (PVD). PVD coating exhibits the highest brilliance, exceptional hardness, the greatest scratch resistance and the most superior anti-tarnish protection available in designer faucetry today.

Warranted for a LIFETIME to original purchaser.

Omega Powder Coated Finishes: Until the advent of PVD finishes, Omega powder coating provided the greatest protection against tarnish **available in the industry.** Still extremely hard and reliable and now with antimicrobial benefits, powder coating bonds tightly to the underlying brass providing a smooth and clear, yet tough and flexible, coating generally impervious to air and moisture for years. Warranted for five (5) years.

Living Finishes: Living finishes may be plated with metals or have oxidizing agents applied to achieve a craftsman's finish. Such finishes **require more careful use and upkeep**, but deliver the true mellow, antique appearance valued by designers and architects. The finish frequently changes with touch, may oxidize, and each faucet set is unique. Warranted for workmanship only.

Precious Metal Finishes: The epitome of tradition and beauty, precious metal finishes represent the ultimate elegant lifestyle. Available both **coated for extra tarnish resistance** and durability and uncoated (Polished Gold) due to natural tarnish resistance, precious metal finishes are not recommended for extreme use installations and should always receive the utmost care and maintenance. Warranted for workmanship only. No cancellations and no returns after an order has been placed.

## Care Information

To care for any SIGMA fitting, wipe with a clean, soft, damp cloth and blot dry as often as possible. Clean filters & aerators periodically to ensure proper operation. Occasionally apply a non-abrasive and pure polish or wax to prevent water deposits and remove build-up of household soaps, creams and sprays to all finishes except naturally aging finishes such as Black Oil Rubbed Bronze, Oxford Oil Rubbed Bronze and Verdi.

NEVER use abrasive cleaners or pads or chemical cleaners of any kind (including window cleaner) on any product with a protective coating or custom finish. Such cleaners will attack the protective coating and use will void the finish warranty. Even PVD finishes may be vulnerable over time.

The benefit of real brass is that it can always be restored to its original beauty, but gentle care will improve the life of your fitting in today's environment.

## Ordering Notes

- All **handles and spout combinations** shown in series have been SIGMA selected. As always, our customers are invited to create their own designs. To order a spout from one set with a handle from another set, choose pricing from the higher priced set.



Example: 300 Mallorca  
1.307508  
designed by customer

- Specifications & instructions** are available on our Web site to allow updates. Please visit us at [www.sigmafaucet.com](http://www.sigmafaucet.com). Customer service also has the ability to fax or E-mail directly from our system to your system as you choose.

- Metal buttons** are available as inserts to replace ceramic buttons on request.

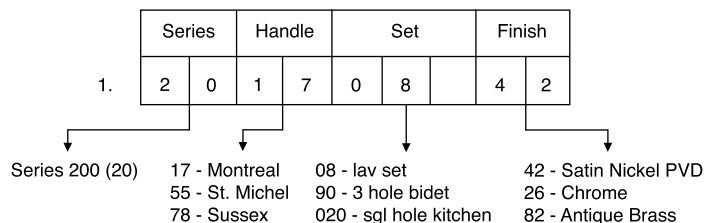
- Parts deducted and replaced with SIGMA product will be charged and credited at full price. Parts deducted and not replaced with SIGMA product will be credited at half price. No adjustments will be made on finish upcharges for part deductions. All special finish orders may be nonreturnable, nonrefundable, and may be noncancellable. All parts & part numbers represent current product. If attempting to remedy prior parts, please notify Customer Service and provide time frame.

## Product Designation

- All SIGMA sets begin with a 1. designation, and all parts begin with an 18 or 78. Products are identified by series, handle, set and color. The **series** is determined by spout type which is numbered and holds the first two places of any set number after the 1.

- Handles** are numbered with a two-digit designation placed in the next two number locations. The **set** is also designated with a two-digit number generally; however, we do use three digits in some instances. The last two places are for the finish code, which is again two digits.

**Example:** 1.201708.42 or 200 series Montreal lav set in Satin Nickel PVD



- Split finishes** are called out by listing the predominant finish first followed by a slash and the secondary finish second, i.e. "95/26" or Satin Chrome/Pol Chrome.

- Decorative rings** for the Seville handle are designated by the part number shown on the series page or simply called out by name, i.e. "ribbon ring."

## AMERICAN FAUCET & COATINGS CORPORATION POLICY & TERMS

- Terms:** Net 30 Days
- Freight:** Sigma reserves the right to choose method of shipment and carrier. If special routing or expedited service is requested, we reserve the right to invoice any additional costs incurred. Full freight is allowed on shipments of \$2,500 net invoice value, for ground shipments within the contiguous United States. All shipments of lesser value will be sent F.O.B. Vista, California.
- Prices:** All prices and terms are subject to change without notice.
- Claims:** All claims for damages or shortages must be made within fourteen (14) days from receipt of goods. The carrier is responsible for all claims due to damage or loss. Our responsibility ceases when the goods are delivered to the carrier. All claims for damage or loss in transit must be filed with the carrier by the customer within 7 days. Request an inspection immediately from the carrier, and hold all packaging materials.
- Returns:** Goods cannot be returned without an RGA number generated by SIGMA. You may request an RGA at customerservice@sigmafaucet.com. Please include a copy of the original purchase order and indicate the reason for return. Custom orders, precious metal finishes, discontinued products and products shipped more than 6 months prior to request are not returnable. Returns of non-defective materials must be returned in new, re-sellable condition.
- Credits:** All merchandise accepted by American Faucet & Coatings Corporation for credit is subject to a 25% handling charge. All requests for return of merchandise after 90 days from date of invoice are subject to a 50% handling charge. We reserve the right to refuse returns after 6 months from date of invoice.
- Limited Warranty:** American Faucet & Coatings Corporation warrants that products are free from manufacturing defects in materials and workmanship for five (5) years from date of invoice. In addition, our finish warranty also provides lifetime coverage for Chrome & PVD finishes and five (5) years for Omega Powder Coated finishes & Precious Metal finishes. Living finishes and Precious Metals finishes are warranted for manufacturing defects and workmanship only. If any material proves to be defective after inspection by factory, it will be repaired or replaced at our discretion at no charge. However, no claims for labor, shipping costs, or consequential damages will be accepted. (See warranty page for details and exceptions.)
- This warranty applies only when goods are used for purposes and conditions for which they are intended. This warranty is voided by improper installation, abuse or neglect. Sigma products are not intended for commercial application.
- Deductions from Payments:** All invoices must be paid as invoiced. Credit memos will be issued for errors in invoicing; do not deduct Debit Memos without prior clearance.
- Deliveries:** American Faucet & Coatings Corporation is not responsible for delays in deliveries due to circumstances beyond its control such as fires, strikes, transportation delays, materials shortages, accidents or other contingencies of similar nature.
- Product Changes:** We reserve the right to discontinue, alter, modify, or redesign products without liability for the obsolescence of customers' inventories.
- General:** The possession of this price list by anyone will not be considered as an obligation or offer by this Corporation to sell any goods listed herein. All prices herein quoted supersede all prior price lists and bulletins.
- No order, contract or agreement will become an obligation of AMERICAN FAUCET & COATINGS CORPORATION until accepted, in writing, by the Home Office. These terms and policies shall be deemed to be a part of all such acceptances by the Corporation and shall supersede any conflicting provisions of customers' purchase order.

**AMERICAN FAUCET & COATINGS CORPORATION  
LIMITED PRODUCT WARRANTY**

**Product/Finish Warranty:** American Faucet & Coatings Corporation warrants that products are free from manufacturing defects in materials and workmanship for five (5) years from date of invoice. In addition, our Finish Warranty provides limited LIFETIME coverage for Chrome & PVD finishes, five (5) years for Omega powder coated finishes & Polished Gold. Living finishes are warranted for workmanship only. If any material proves to be defective after inspection by our company, it will be repaired or replaced at our discretion at no charge. However, no claims for labor, shipping costs, or consequential damages will be accepted.

**What we will do:** We will restore any product whose finish proves to be defective back to its original finish at no charge during the appropriate warranty period stated above. Proof of purchase must be provided. After the warranty period, American Faucet & Coatings Corporation will refinish any of its faucets at the prevailing appropriate charge.

**What you must do:** The faucets must be properly installed according to our instructions and specifications and are for residential use only. The faucets cannot be altered in any way. You must maintain and clean the faucets in accordance with the instructions provided with the product. You must use the faucet(s) for residential use only.

**How to obtain service:** Contact our customer service by calling 800.960.BATH or send an email to [customerservice@sigmafaucet.com](mailto:customerservice@sigmafaucet.com). Please have your model number, proof of purchase available so we can better help you.

Do not send us any part(s) of your faucet(s) or its various connecting hoses unless we have contacted you and have sent you an approved RGA form. All transportation charges for returned goods must be paid by the customer.

**What is not covered:** This warranty does not cover the crystal/glass, or porcelain products of any faucet or the drain assembly or aerator on other than the Chrome or PVD finishes. This warranty also does not cover damage caused by accident, alterations, misuse, abuse, normal wear and tear, lime deposits, direct exposure to salty air or corrosive materials, or the color change that takes place with the passage of time, or use in any manner contrary to American Faucet & Coatings Corporation's printed instructions. Cartridge warranties vary. Please call factory for details. In the case of in-the-wall installations, American Faucet & Coatings Corp. will assume no liability if there is no access. **In no event will we be liable for labor of any kind, incidental or consequential damages.** This warranty is extended in lieu of all other expressed or implied warranties, whether oral or written. **Many installation compounds are harmful to brass and metal finishes. The use of any lead-based or acidic curing adhesive, silicone, mastic, or plumber's putty on or near our finished products will void the finish warranty. Use only sealants which are neutral curing and are not reactive with metal and brass finishes.** American Faucet & Coatings Corporation reserves the right to change, modify or alter its products as deemed necessary. This warranty supersedes any other American Faucet & Coatings Corporation warranties, whether oral or written.

*Unless otherwise contrary to state law governing the purchase, American Faucet & Coatings Corporation's liability will not exceed the wholesale price for the American Faucet & Coatings Corporation product considered defective. This warranty gives you specific legal rights, and you may also have other rights which vary from state to state. Some states do not allow exclusion of incidental or consequential damages, so the above limitation may not apply to you.*

**LIFETIME WARRANTY ON 1/4 TURN CERAMIC DISC CARTRIDGE**

Should the ceramic disc cartridge in your faucet ever fail, American Faucet & Coatings Corporation will provide a no charge replacement cartridge to the original purchaser of the product. Shipping and handling charges will apply. Labor not included. When ordering replacements, denote for widespread or centerset lavatory, Roman tub, or other. Include age of faucet. (This does not include thermostatic, pressure balance, or diverter cartridges.)

